

# PCB terminal blocks and PCB connectors

Edition 1/2024



## Terminal blocks

- Terminal blocks



## Interface technology and switching devices

- Electronic switching devices and motor control
- Measurement and control technology
- Monitoring
- Relay modules
- System cabling for controllers



## Sensor/actuator cabling and connectors

- Sensor/actuator cabling
- Cables and lines
- Connectors



## Automation

- PLCnext Technology
- Industrial cloud computing
- Software
- PLCs and I/O systems
- Functional safety
- Industrial communication technology
- HMIs and industrial PCs
- Lighting and signaling



## Marking systems, tools, and mounting material

- Marking and labeling
- Tools
- Installation and mounting material



## Charging technology for electromobility

- Charging technology for electromobility



## Surge protection, power supplies, and device circuit breakers

- Surge protection and interference suppression filters
- Power supplies and UPS
- Protective devices



## PCB terminal blocks and PCB connectors

Use our E-paper for quick product selection.

**i** Web code: #1517

## Find out more with the web code

For detailed information, use the web codes provided in this brochure. Simply enter # and the four-digit number in the search field on our website.

**i** Web code: #1234 (example)

Or use the direct link:  
[phoenixcontact.net/webcode/#1234](http://phoenixcontact.net/webcode/#1234)

Get the latest information on all the new products directly in the product area of our website:

[phoenixcontact.net/products](http://phoenixcontact.net/products)

Also discover the Phoenix Contact catalog app interactively on your tablet.



# Table of contents

## COMBICON PCB terminal blocks

Conductor cross-sections from 0.14 mm<sup>2</sup> (AWG 26) ... 95 mm<sup>2</sup> (AWG 3/0)


Currents up to 232 A (IEC)/200 A (UL B, C)

Voltages up to 1000 V (IEC)/600 V (UL B, C)

Screw, spring, and insulation displacement connection

Pitches from 2.5 mm ... 20 mm

 Web code: [#0391](#)



4

## COMBICON PCB connectors

Conductor cross-sections from 0.14 mm<sup>2</sup> (AWG 26) ... 35 mm<sup>2</sup> (AWG 2)

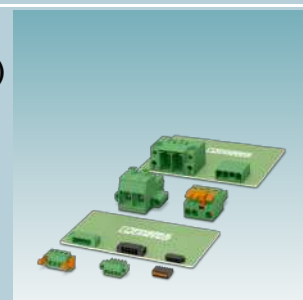
Currents up to 125 A (IEC)/115 A (UL B, C)

Voltages up to 1000 V (IEC)/600 V (UL B, C)

Screw, spring, insulation displacement or crimp connection

Pitches from 2.5 mm ... 15 mm

 Web code: [#0425](#)



130

## FINEPITCH board-to-board connectors

Shielded and unshielded versions


Stacked, coplanar, and mother-daughter printed circuit boards, and connections with a flat-ribbon cable

Pitch: 0.635 mm, 0.8 mm, 1.27 mm, and 2.54 mm

Number of positions from 6 ... 100

Data transmission speeds up to 52 Gbps

 Web code: [#2128](#)



464

## CONNEXIS PCB connectors

Conductor cross-sections from AWG 28 ... AWG 14


Currents up to 8 A (IEC)

Voltages up to 320 V (IEC)

Pitch: 2.5 mm, 3.81 mm, and 5.08 mm

Number of positions from 2 ... 20

 Web code: [#3229](#)



486

## High-current feed-through terminal blocks

Conductor cross-sections from 4 mm<sup>2</sup> (AWG 10) ... 95 mm<sup>2</sup> (AWG 3/0)


Currents up to 232 A (IEC)/230 A (UL B, C)

Voltages up to 1000 V (IEC)/600 V (UL B, C)


Screw, spring, and T-LOX connection

Panel thicknesses from 1 mm ... 6 mm

 Web code: [#0456](#)



520



# COMBICON PCB terminal blocks

---

## COMBICON terminals XS up to 0.8 mm<sup>2</sup> (20 AWG)

Screw connection with tension sleeve	6
Push-in spring connection	6
IDC insulation displacement connection	14

---

## COMBICON terminals S up to 1.5 mm<sup>2</sup> (16 AWG)

Screw connection with wire protector	15
Screw connection with tension sleeve	16
Push-in spring connection	34
Spring-cage connection	64

---

## COMBICON terminals M up to 2.5 mm<sup>2</sup> (14 AWG)

Screw connection with wire protector	70
Screw connection with tension sleeve	71
Front screw connection	87
Push-in spring connection	90
Lever Push-in spring connection	99
Spring-cage connection	100

---

## COMBICON terminals L up to 10 mm<sup>2</sup> (8 AWG)

Screw connection with wire protector	102
Screw connection with tension sleeve	104
Front connection	109
Push-in spring connection	110
Lever Push-in connection	113
Spring-cage connection	116

---

## COMBICON terminals XL up to 35 mm<sup>2</sup> (2 AWG)

Screw connection with tension sleeve	118
Push-in spring connection	120
Lever Push-in connection	124
Spring-cage connection	127

---

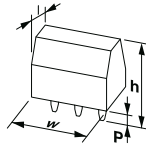
## COMBICON terminals XXL up to 95 mm<sup>2</sup> (3/0 AWG)

Screw connection with tension sleeve	128
--------------------------------------	-----

# COMBICON terminals XS up to 0.8 mm<sup>2</sup> (20 AWG)

## Printed circuit board terminal, Screw connection with tension sleeve, Pitch: 2.54 mm

MPT 0,5, Linear pinning



Dimensions	[mm]
Solder pin length [P]	3.5
Length [l]	6.2
Height [h]	12
Installed height	8.5



### Ordering data

No. of pos.	Type	Item No.	Pcs./ Pkt.	Width w [mm]
2	MPT 0,5/ 2-2,54	1725656	250	5.54
3	MPT 0,5/ 3-2,54	1725669	250	8.08
4	MPT 0,5/ 4-2,54	1725672	250	10.62
5	MPT 0,5/ 5-2,54	1725685	250	13.16
6	MPT 0,5/ 6-2,54	1725698	100	15.7
7	MPT 0,5/ 7-2,54	1725708	100	18.24
8	MPT 0,5/ 8-2,54	1725711	100	20.78
9	MPT 0,5/ 9-2,54	1725724	100	23.32
10	MPT 0,5/10-2,54	1725737	100	25.86
11	MPT 0,5/11-2,54	1725740	50	28.4
12	MPT 0,5/12-2,54	1725753	50	30.94

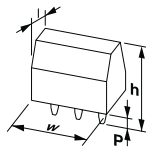


### Technical data

Product Line		COMBICON Terminals XS	
<b>Connection capacity</b>			
rigid / flexible	[mm <sup>2</sup> ]	0.14 - 0.5 / 0.14 - 0.5	
Flexible with ferrules without plastic sleeve	[mm <sup>2</sup> ]	0.25 - 0.34	
Flexible with ferrules with plastic sleeve	[mm <sup>2</sup> ]	0.25 - 0.34	
2 conductors with same cross section solid / stranded	[mm <sup>2</sup> ]	0.14 - 0.34 / 0.14 - 0.34	
<b>Conductor cross section AWG/kcmil</b>			
		26 - 20	
<b>Stripping length</b>			
		- 4.5	
<b>Tightening torque</b>			
		0.12 - 0.15 Nm	
<b>Electrical parameters</b>			
rated current / nominal cross section	[A] / [mm <sup>2</sup> ]	6 / 0.5	
Surge voltage category/degree of pollution		III/3	II / 2
Rated insulation voltage	[V]	63	160 320
Rated surge voltage	[kV]	2.5	2.5 2.5
<b>General data</b>			
Type of insulation material / insulation material group		PA / I	
Flammability rating in accordance with UL 94		V0	
<b>Certification data</b>			
Note		More detailed information on the approval data can be found on our website.	

## Printed circuit board terminal, Push-in spring connection, Pitch: 2.5 mm

PTSM 0,5/...-H-THR, Linear pinning



Dimensions	[mm]
Solder pin length [P]	2.1
Length [l]	10
Height [h]	7.1
Installed height	5



### Ordering data

No. of pos.	Type	Item No.	Pcs./ Pkt.	Width w [mm]
2	PTSM 0,5/ 2-2,5-H THR R24	1770885	530	5.5
3	PTSM 0,5/ 3-2,5-H THR R32	1770898	530	8
4	PTSM 0,5/ 4-2,5-H THR R32	1770908	530	10.5
5	PTSM 0,5/ 5-2,5-H THR R32	1770911	530	13
6	PTSM 0,5/ 6-2,5-H THR R32	1770924	530	15.5
7	PTSM 0,5/ 7-2,5-H THR R32	1770937	530	18
8	PTSM 0,5/ 8-2,5-H THR R32	1770940	530	20.5

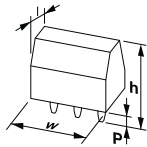


### Technical data

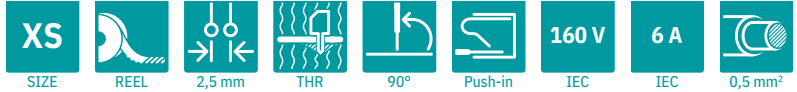
Product Line		COMBICON Terminals XS	
<b>Connection capacity</b>			
rigid / flexible	[mm <sup>2</sup> ]	0.14 - 0.5 / 0.2 - 0.5	
Flexible with ferrules without plastic sleeve	[mm <sup>2</sup> ]	0.25 - 0.5	
Flexible with ferrules with plastic sleeve	[mm <sup>2</sup> ]	0.25 - 0.34	
<b>Conductor cross section AWG/kcmil</b>			
		26 - 20	
<b>Stripping length</b>			
		- 6	
<b>Electrical parameters</b>			
rated current / nominal cross section	[A] / [mm <sup>2</sup> ]	6 / 0.5	
Surge voltage category/degree of pollution		III/3	III / 2 II / 2
Rated insulation voltage	[V]	63	160 200
Rated surge voltage	[kV]	2.5	2.5 2.5
<b>General data</b>			
Type of insulation material / insulation material group		LCP / IIIa	
Flammability rating in accordance with UL 94		V0	
<b>Certification data</b>			
Note		More detailed information on the approval data can be found on our website.	

**Printed circuit board terminal, Push-in spring connection, Pitch: 2.5 mm**

PTSM 0,5/..-V-THR, Linear pinning



Dimensions	[mm]
Solder pin length [P]	2.1
Length [l]	5
Height [h]	12.1
Installed height	10



**Ordering data**

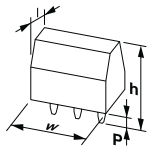
No. of pos.	Type	Item No.	Pcs./ Pkt.	Width w [mm]
2	PTSM 0,5/ 2-2,5-V THR R44	1770953	310	5.5
3	PTSM 0,5/ 3-2,5-V THR R44	1770966	310	8
4	PTSM 0,5/ 4-2,5-V THR R44	1770979	310	10.5
5	PTSM 0,5/ 5-2,5-V THR R44	1770982	310	13
6	PTSM 0,5/ 6-2,5-V THR R44	1770995	310	15.5
7	PTSM 0,5/ 7-2,5-V THR R44	1771004	310	18
8	PTSM 0,5/ 8-2,5-V THR R44	1771017	310	20.5

**Technical data**

Product Line		COMBICON Terminals XS		
Connection capacity				
rigid / flexible	[mm <sup>2</sup> ]	0.14 - 0.5 / 0.2 - 0.5		
Flexible with ferrules without plastic sleeve	[mm <sup>2</sup> ]	0.25 - 0.5		
Flexible with ferrules with plastic sleeve	[mm <sup>2</sup> ]	0.25 - 0.34		
Conductor cross section AWG/kcmil		26 - 20		
Stripping length	[mm]	- 6		
Electrical parameters				
rated current / nominal cross section	[A] / [mm <sup>2</sup> ]	6 / 0.5		
Surge voltage category/degree of pollution		III/3	III / 2	II / 2
Rated insulation voltage	[V]	63	160	200
Rated surge voltage	[kV]	2.5	2.5	2.5
General data				
Type of insulation material / insulation material group		LCP / IIIa		
Flammability rating in accordance with UL 94		V0		
Certification data				
Note		More detailed information on the approval data can be found on our website.		

**Printed circuit board terminal, Push-in spring connection, Pitch: 2.5 mm**

PTSM 0,5/..-H-SMD, Linear pad geometry



Dimensions	[mm]
Solder pin length [P]	-
Length [l]	9
Height [h]	5.12
Installed height	5.12



**Ordering data**

No. of pos.	Type	Item No.	Pcs./ Pkt.	Width w [mm]
2	PTSM 0,5/ 2-2,5-H SMD R24	1702473	770	7.6
3	PTSM 0,5/ 3-2,5-H SMD R44	1771033	770	10.1
5	PTSM 0,5/ 5-2,5-H SMD R44	1771059	770	15.1
6	PTSM 0,5/ 6-2,5-H SMD R44	1771062	770	17.6
7	PTSM 0,5/ 7-2,5-H SMD R44	1771075	770	20.1
8	PTSM 0,5/ 8-2,5-H SMD R44	1771088	770	22.6

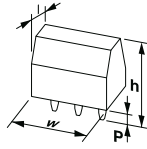
**Technical data**

Product Line		COMBICON Terminals XS		
Connection capacity				
rigid / flexible	[mm <sup>2</sup> ]	0.14 - 0.5 / 0.2 - 0.5		
Flexible with ferrules without plastic sleeve	[mm <sup>2</sup> ]	0.25 - 0.5		
Flexible with ferrules with plastic sleeve	[mm <sup>2</sup> ]	0.25 - 0.34		
Conductor cross section AWG/kcmil		26 - 20		
Stripping length	[mm]	- 6		
Electrical parameters				
rated current / nominal cross section	[A] / [mm <sup>2</sup> ]	6 / 0.5		
Surge voltage category/degree of pollution		III/3	III / 2	II / 2
Rated insulation voltage	[V]	32	160	160
Rated surge voltage	[kV]	2.5	2.5	2.5
General data				
Type of insulation material / insulation material group		LCP / IIIa		
Flammability rating in accordance with UL 94		V0		
Certification data				
Note		More detailed information on the approval data can be found on our website.		

## COMBICON terminals XS up to 0.8 mm<sup>2</sup> (20 AWG)

### Printed circuit board terminal, Push-in spring connection, Pitch: 2.5 mm

PTSM 0,5/...-V-SMD, Linear pad geometry

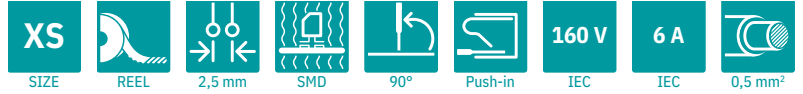


Dimensions	[mm]
Solder pin length [P]	-
Length [l]	7
Height [h]	9
Installed height	9



#### Ordering data

No. of pos.	Type	Item No.	Pcs./ Pkt.	Width w [mm]
2	PTSM 0,5/ 2-2,5-V SMD R44	1771091	400	10.1
3	PTSM 0,5/ 3-2,5-V SMD R44	1771101	400	12.6
4	PTSM 0,5/ 4-2,5-V SMD R44	1771114	400	15.1
5	PTSM 0,5/ 5-2,5-V SMD R44	1771127	400	17.6
6	PTSM 0,5/ 6-2,5-V SMD R44	1771130	400	20.1
7	PTSM 0,5/ 7-2,5-V SMD R44	1771143	400	22.6
8	PTSM 0,5/ 8-2,5-V SMD R44	1771156	400	25.1

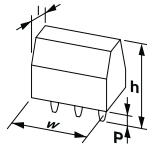


#### Technical data

Product Line		COMBICON Terminals XS		
Connection capacity				
rigid / flexible	[mm <sup>2</sup> ]	0.14 - 0.5 / 0.2 - 0.5		
Flexible with ferrules without plastic sleeve	[mm <sup>2</sup> ]	0.25 - 0.5		
Flexible with ferrules with plastic sleeve	[mm <sup>2</sup> ]	0.25 - 0.34		
Conductor cross section AWG/kcmil		26 - 20		
Stripping length	[mm]	- 6		
Electrical parameters				
rated current / nominal cross section	[A] / [mm <sup>2</sup> ]	6 / 0.5		
Surge voltage category/degree of pollution		III/3	III / 2	II / 2
Rated insulation voltage	[V]	32	160	160
Rated surge voltage	[kV]	2.5	2.5	2.5
General data				
Type of insulation material / insulation material group		LCP / IIIa		
Flammability rating in accordance with UL 94		V0		
Certification data				
Note		More detailed information on the approval data can be found on our website.		

### Printed circuit board terminal, Push-in spring connection, Pitch: 2.5 mm

PTSM 0,5/...-H-THR WH, Linear pinning



Dimensions	[mm]
Solder pin length [P]	2.1
Length [l]	10
Height [h]	7.1
Installed height	5



#### Ordering data

No. of pos.	Type	Item No.	Pcs./ Pkt.	Width w [mm]
2	PTSM 0,5/ 2-2,5-H THR WH R24	1814498	530	5.5
3	PTSM 0,5/ 3-2,5-H THR WH R32	1814508	530	8
4	PTSM 0,5/ 4-2,5-H THR WH R32	1814511	530	10.5
5	PTSM 0,5/ 5-2,5-H THR WH R32	1814524	530	13
6	PTSM 0,5/ 6-2,5-H THR WH R32	1814537	530	15.5
7	PTSM 0,5/ 7-2,5-H THR WH R32	1814540	530	18
8	PTSM 0,5/ 8-2,5-H THR WH R32	1814553	530	20.5



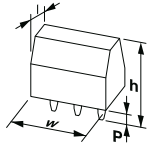
#### Technical data

Product Line		COMBICON Terminals XS		
Connection capacity				
rigid / flexible	[mm <sup>2</sup> ]	0.14 - 0.5 / 0.2 - 0.5		
Flexible with ferrules without plastic sleeve	[mm <sup>2</sup> ]	0.25 - 0.5		
Flexible with ferrules with plastic sleeve	[mm <sup>2</sup> ]	0.25 - 0.34		
Conductor cross section AWG/kcmil		26 - 20		
Stripping length	[mm]	- 6		
Electrical parameters				
rated current / nominal cross section	[A] / [mm <sup>2</sup> ]	6 / 0.5		
Surge voltage category/degree of pollution		III/3	III / 2	II / 2
Rated insulation voltage	[V]	160	160	400
Rated surge voltage	[kV]	2.5	2.5	2.5
General data				
Type of insulation material / insulation material group		PA / I		
Flammability rating in accordance with UL 94		V0		
Certification data				
Note		More detailed information on the approval data can be found on our website.		

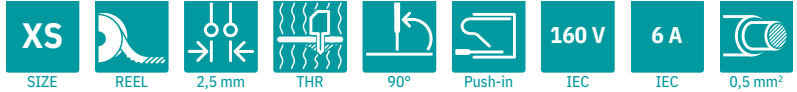


**Printed circuit board terminal, Push-in spring connection, Pitch: 2.5 mm**

PTSM 0,5/..-V-THR WH, Linear pinning



Dimensions	[mm]
Solder pin length [P]	2.1
Length [l]	5
Height [h]	12.1
Installed height	10



**Ordering data**

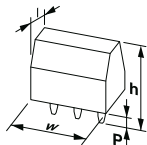
No. of pos.	Type	Item No.	Pcs./ Pkt.	Width w [mm]
2	PTSM 0,5/ 2-2,5-V THR WH R44	1814566	310	5.5
3	PTSM 0,5/ 3-2,5-V THR WH R44	1814579	310	8
4	PTSM 0,5/ 4-2,5-V THR WH R44	1814582	310	10.5
5	PTSM 0,5/ 5-2,5-V THR WH R44	1814595	310	13
6	PTSM 0,5/ 6-2,5-V THR WH R44	1814605	310	15.5
7	PTSM 0,5/ 7-2,5-V THR WH R44	1814618	310	18
8	PTSM 0,5/ 8-2,5-V THR WH R44	1814621	310	20.5

**Technical data**

Product Line		COMBICON Terminals XS		
Connection capacity				
rigid / flexible	[mm <sup>2</sup> ]	0.14 - 0.5 / 0.2 - 0.5		
Flexible with ferrules without plastic sleeve	[mm <sup>2</sup> ]	0.25 - 0.5		
Flexible with ferrules with plastic sleeve	[mm <sup>2</sup> ]	0.25 - 0.34		
Conductor cross section AWG/kcmil		26 - 20		
Stripping length	[mm]	- 6		
Electrical parameters				
rated current / nominal cross section	[A] / [mm <sup>2</sup> ]	6 / 0.5		
Surge voltage category/degree of pollution		III/3	III / 2	II / 2
Rated insulation voltage	[V]	160	160	400
Rated surge voltage	[kV]	2.5	2.5	2.5
General data				
Type of insulation material / insulation material group		PA / I		
Flammability rating in accordance with UL 94		V0		
Certification data				
Note		More detailed information on the approval data can be found on our website.		

**Printed circuit board terminal, Push-in spring connection, Pitch: 2.5 mm**

PTSM 0,5/..-H-SMD WH, Linear pad geometry



Dimensions	[mm]
Solder pin length [P]	-
Length [l]	9
Height [h]	5.12
Installed height	5.12



**Ordering data**

No. of pos.	Type	Item No.	Pcs./ Pkt.	Width w [mm]
1	PTSM 0,5/ 1-2,5-H SMD WH L R24	1840035	1000	5.1

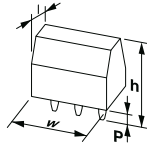
**Technical data**

Product Line		COMBICON Terminals XS		
Connection capacity				
rigid / flexible	[mm <sup>2</sup> ]	0.14 - 0.5 / 0.2 - 0.5		
Flexible with ferrules without plastic sleeve	[mm <sup>2</sup> ]	0.25 - 0.5		
Flexible with ferrules with plastic sleeve	[mm <sup>2</sup> ]	0.25 - 0.34		
Conductor cross section AWG/kcmil		26 - 20		
Stripping length	[mm]	- 6		
Electrical parameters				
rated current / nominal cross section	[A] / [mm <sup>2</sup> ]	6 / 0.5		
Surge voltage category/degree of pollution		III/3	III / 2	II / 2
Rated insulation voltage	[V]	63	160	320
Rated surge voltage	[kV]	2.5	2.5	2.5
General data				
Type of insulation material / insulation material group		PA GF / I		
Flammability rating in accordance with UL 94		V0		
Certification data				
Note		More detailed information on the approval data can be found on our website.		

# COMBICON terminals XS up to 0.8 mm<sup>2</sup> (20 AWG)

## Printed circuit board terminal, Push-in spring connection, Pitch: 2.5 mm

PTSM 0,5/...-H-SMD WH, Linear pad geometry



Dimensions	[mm]
Solder pin length [P]	-
Length [l]	9
Height [h]	5.12
Installed height	5.12



### Ordering data

No. of pos.	Type	Item No.	Pcs./ Pkt.	Width w [mm]
2	PTSM 0,5/ 2-2,5-H SMD WH R24	1814634	770	7.6
3	PTSM 0,5/ 3-2,5-H SMD WH R44	1814647	770	10.1
4	PTSM 0,5/ 4-2,5-H SMD WH R24	1814650	770	12.6
5	PTSM 0,5/ 5-2,5-H SMD WH R44	1814663	770	15.1
6	PTSM 0,5/ 6-2,5-H SMD WH R44	1814676	770	17.6
7	PTSM 0,5/ 7-2,5-H SMD WH R44	1814689	770	20.1
8	PTSM 0,5/ 8-2,5-H SMD WH R44	1814692	770	22.6

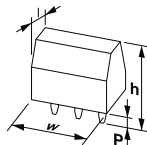


### Technical data

Product Line		COMBICON Terminals XS		
Connection capacity				
rigid / flexible	[mm <sup>2</sup> ]	0.14 - 0.5 / 0.2 - 0.5		
Flexible with ferrules without plastic sleeve	[mm <sup>2</sup> ]	0.25 - 0.5		
Flexible with ferrules with plastic sleeve	[mm <sup>2</sup> ]	0.25 - 0.34		
Conductor cross section AWG/kcmil		26 - 20		
Stripping length	[mm]	- 6		
Electrical parameters				
rated current / nominal cross section	[A] / [mm <sup>2</sup> ]	6 / 0.5		
Surge voltage category/degree of pollution				
Rated insulation voltage	[V]	III/3	III / 2	II / 2
Rated surge voltage	[kV]	2.5	2.5	2.5
General data				
Type of insulation material / insulation material group		PA GF / I		
Flammability rating in accordance with UL 94		V0		
Certification data				
Note	More detailed information on the approval data can be found on our website.			

## Printed circuit board terminal, Push-in spring connection, Pitch: 2.5 mm

PTSM 0,5/...-V-SMD WH, Linear pad geometry



Dimensions	[mm]
Solder pin length [P]	2
Length [l]	7
Height [h]	9
Installed height	9



### Ordering data

No. of pos.	Type	Item No.	Pcs./ Pkt.	Width w [mm]
2	PTSM 0,5/ 2-2,5-V SMD WH R44	1814702	400	10.1
3	PTSM 0,5/ 3-2,5-V SMD WH R44	1814715	400	12.6
4	PTSM 0,5/ 4-2,5-V SMD WH R44	1814728	400	15.1
5	PTSM 0,5/ 5-2,5-V SMD WH R44	1814731	400	17.6
6	PTSM 0,5/ 6-2,5-V SMD WH R44	1814744	400	20.1
7	PTSM 0,5/ 7-2,5-V SMD WH R44	1814757	400	22.6
8	PTSM 0,5/ 8-2,5-V SMD WH R44	1814760	400	25.1

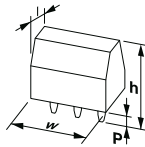


### Technical data

Product Line		COMBICON Terminals XS		
Connection capacity				
rigid / flexible	[mm <sup>2</sup> ]	0.14 - 0.5 / 0.2 - 0.5		
Flexible with ferrules without plastic sleeve	[mm <sup>2</sup> ]	0.25 - 0.5		
Flexible with ferrules with plastic sleeve	[mm <sup>2</sup> ]	0.25 - 0.34		
Conductor cross section AWG/kcmil		26 - 20		
Stripping length	[mm]	- 6		
Electrical parameters				
rated current / nominal cross section	[A] / [mm <sup>2</sup> ]	6 / 0.5		
Surge voltage category/degree of pollution				
Rated insulation voltage	[V]	III/3	III / 2	II / 2
Rated surge voltage	[kV]	2.5	2.5	2.5
General data				
Type of insulation material / insulation material group		PA GF / I		
Flammability rating in accordance with UL 94		V0		
Certification data				
Note	More detailed information on the approval data can be found on our website.			

Printed circuit board terminal, Push-in spring connection, Pitch: 2.5 mm

PTSA 0,5, Linear pinning



Dimensions	[mm]
Solder pin length [P]	3.6
Length [l]	12
Height [h]	16.7
Installed height	13.1



Ordering data

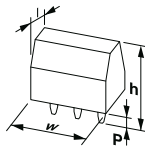
No. of pos.	Type	Item No.	Pcs./ Pkt.	Width w [mm]
2	PTSA 0,5/ 2-2,5-F	1989748	250	6.5
3	PTSA 0,5/ 3-2,5-F	1989751	250	9
4	PTSA 0,5/ 4-2,5-F	1989764	250	11.5
5	PTSA 0,5/ 5-2,5-F	1989777	100	14
6	PTSA 0,5/ 6-2,5-F	1989780	100	16.5
7	PTSA 0,5/ 7-2,5-F	1989793	100	19
8	PTSA 0,5/ 8-2,5-F	1989803	100	21.5
9	PTSA 0,5/ 9-2,5-F	1989816	100	24
10	PTSA 0,5/10-2,5-F	1989829	100	26.5
11	PTSA 0,5/11-2,5-F	1989832	50	29
12	PTSA 0,5/12-2,5-F	1989845	50	31.5
13	PTSA 0,5/13-2,5-F	1989858	50	34
14	PTSA 0,5/14-2,5-F	1989861	50	36.5
15	PTSA 0,5/15-2,5-F	1989874	50	39
16	PTSA 0,5/16-2,5-F	1989887	50	41.5

Technical data

Product Line		COMBICON Terminals XS		
Connection capacity				
rigid / flexible	[mm <sup>2</sup> ]	0.14 - 0.5 / 0.2 - 0.5		
Flexible with ferrules without plastic sleeve	[mm <sup>2</sup> ]	-		
Flexible with ferrules with plastic sleeve	[mm <sup>2</sup> ]	-		
Conductor cross section AWG/kcmil		24 - 20		
Stripping length	[mm]	- 9		
Electrical parameters				
rated current / nominal cross section	[A] / [mm <sup>2</sup> ]	2 / 0.5		
Surge voltage category/degree of pollution		III/3	III / 2	II / 2
Rated insulation voltage	[V]	63	250	320
Rated surge voltage	[kV]	2.5	2.5	2.5
General data				
Type of insulation material / insulation material group		PA / I		
Flammability rating in accordance with UL 94		V0		
Certification data				
Note		More detailed information on the approval data can be found on our website.		

Printed circuit board terminal, Push-in spring connection, Pitch: 2.5 mm

PTSA 0,5, Zigzag pinning W



Dimensions	[mm]
Solder pin length [P]	3.6
Length [l]	12
Height [h]	16.7
Installed height	13.1



Ordering data

No. of pos.	Type	Item No.	Pcs./ Pkt.	Width w [mm]
2	PTSA 0,5/ 2-2,5-Z	1990009	250	6.5
3	PTSA 0,5/ 3-2,5-Z	1990012	250	9
4	PTSA 0,5/ 4-2,5-Z	1990025	250	11.5
5	PTSA 0,5/ 5-2,5-Z	1990038	100	14
6	PTSA 0,5/ 6-2,5-Z	1990041	100	16.5
7	PTSA 0,5/ 7-2,5-Z	1990054	100	19
8	PTSA 0,5/ 8-2,5-Z	1990067	100	21.5
9	PTSA 0,5/ 9-2,5-Z	1990070	100	24
10	PTSA 0,5/10-2,5-Z	1990083	100	26.5
11	PTSA 0,5/11-2,5-Z	1990096	50	29
12	PTSA 0,5/12-2,5-Z	1990106	50	31.5
13	PTSA 0,5/13-2,5-Z	1990119	50	34
14	PTSA 0,5/14-2,5-Z	1990122	50	36.5
15	PTSA 0,5/15-2,5-Z	1990135	50	39
16	PTSA 0,5/16-2,5-Z	1990148	50	41.5

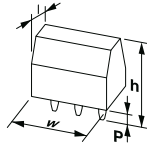
Technical data

Product Line		COMBICON Terminals XS		
Connection capacity				
rigid / flexible	[mm <sup>2</sup> ]	0.14 - 0.5 / 0.2 - 0.5		
Flexible with ferrules without plastic sleeve	[mm <sup>2</sup> ]	-		
Flexible with ferrules with plastic sleeve	[mm <sup>2</sup> ]	-		
Conductor cross section AWG/kcmil		24 - 20		
Stripping length	[mm]	- 9		
Electrical parameters				
rated current / nominal cross section	[A] / [mm <sup>2</sup> ]	2 / 0.5		
Surge voltage category/degree of pollution		III/3	III / 2	II / 2
Rated insulation voltage	[V]	160	250	400
Rated surge voltage	[kV]	2.5	2.5	2.5
General data				
Type of insulation material / insulation material group		PA / I		
Flammability rating in accordance with UL 94		V0		
Certification data				
Note		More detailed information on the approval data can be found on our website.		

# COMBICON terminals XS up to 0.8 mm<sup>2</sup> (20 AWG)

## Printed circuit board terminal, Push-in spring connection, Pitch: 2.54 mm

FFKDS(A) 0,5/...-H, Linear pinning

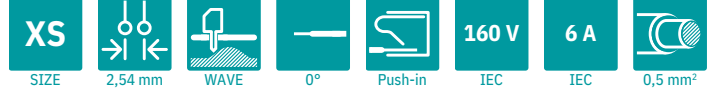


Dimensions	[mm]
Solder pin length [P]	3.4
Length [l]	13.6
Height [h]	16
Installed height	12.6



### Ordering data

No. of pos.	Type	Item No.	Pcs./ Pkt.	Width w [mm]
2	FFKDSA1/H-2,54- 2	1792511	50	7.58
3	FFKDSA1/H-2,54- 3	1789317	50	10.12
4	FFKDSA1/H-2,54- 4	1789139	50	12.66
6	FFKDSA1/H-2,54- 6	1789265	50	17.74
8	FFKDSA1/H-2,54- 8	1780837	50	22.82
9	FFKDSA1/H-2,54- 9	1700211	50	25.36
10	FFKDSA1/H-2,54-10	1789333	10	27.9
11	FFKDSA1/H-2,54-11	1700224	10	30.44
12	FFKDSA1/H-2,54-12	1871306	10	32.98

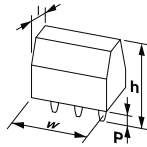


### Technical data

Product Line		COMBICON Terminals XS		
Connection capacity				
rigid / flexible	[mm <sup>2</sup> ]	0.14 - 0.5 / 0.14 - 0.5		
Flexible with ferrules without plastic sleeve	[mm <sup>2</sup> ]	-		
Flexible with ferrules with plastic sleeve	[mm <sup>2</sup> ]	-		
Conductor cross section AWG/kcmil		26 - 20		
Stripping length	[mm]	- 11		
Electrical parameters				
rated current / nominal cross section	[A] / [mm <sup>2</sup> ]	6 / 0.5		
Surge voltage category/degree of pollution		III/3	III / 2	II / 2
Rated insulation voltage	[V]	63	160	320
Rated surge voltage	[kV]	2.5	2.5	2.5
General data				
Type of insulation material / insulation material group		PA / I		
Flammability rating in accordance with UL 94		V0		
Certification data				
Note		More detailed information on the approval data can be found on our website.		

## Printed circuit board terminal, Push-in spring connection, Pitch: 2.54 mm

FFKDS(A) 0,5/...-V, Linear pinning

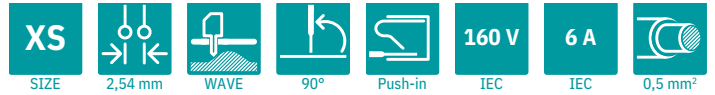


Dimensions	[mm]
Solder pin length [P]	3.4
Length [l]	12.6
Height [h]	17
Installed height	13.6



### Ordering data

No. of pos.	Type	Item No.	Pcs./ Pkt.	Width w [mm]
2	FFKDSA1/V-2,54- 2	1789618	50	7.58
3	FFKDSA1/V-2,54- 3	1789320	50	10.12
4	FFKDSA1/V-2,54- 4	1789595	50	12.66
5	FFKDSA1/V-2,54- 5	1789582	50	15.2
6	FFKDSA1/V-2,54- 6	1789579	50	17.74
8	FFKDSA1/V-2,54- 8	1789472	50	22.82
9	FFKDSA1/V-2,54- 9	1888276	10	25.36
10	FFKDSA1/V-2,54-10	1789401	10	27.9
12	FFKDSA1/V-2,54-12	1780950	10	32.98
13	FFKDSA1/V-2,54-13	1700266	10	35.52
14	FFKDSA1/V-2,54-14	1700279	10	38.06
16	FFKDSA1/V-2,54-16	1789074	10	43.14

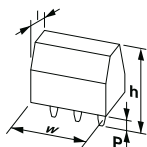

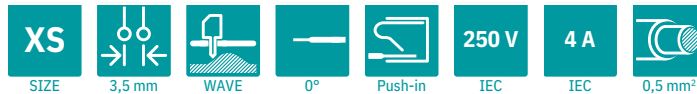


### Technical data

Product Line		COMBICON Terminals XS		
Connection capacity				
rigid / flexible	[mm <sup>2</sup> ]	0.14 - 0.5 / 0.14 - 0.5		
Flexible with ferrules without plastic sleeve	[mm <sup>2</sup> ]	-		
Flexible with ferrules with plastic sleeve	[mm <sup>2</sup> ]	-		
Conductor cross section AWG/kcmil		26 - 20		
Stripping length	[mm]	- 11		
Electrical parameters				
rated current / nominal cross section	[A] / [mm <sup>2</sup> ]	6 / 0.5		
Surge voltage category/degree of pollution		III/3	III / 2	II / 2
Rated insulation voltage	[V]	63	160	320
Rated surge voltage	[kV]	2.5	2.5	2.5
General data				
Type of insulation material / insulation material group		PA / I		
Flammability rating in accordance with UL 94		V0		
Certification data				
Note		More detailed information on the approval data can be found on our website.		

Printed circuit board terminal, Push-in spring connection, Pitch: 3.5 mm

FK-MPT 0,5/...-H, Linear pinning



Dimensions	[mm]
Solder pin length [P]	4
Length [l]	9.5
Height [h]	12.5
Installed height	8.5



Ordering data

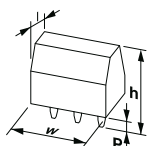

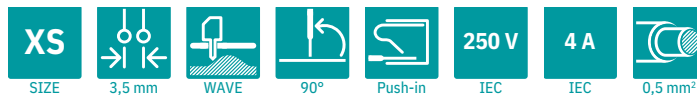
No. of pos.	Type	Item No.	Pcs./ Pkt.	Width w [mm]
2	FK-MPT 0,5/ 2-3,5-H	1928767	50	7.5
3	FK-MPT 0,5/ 3-3,5-H	1928770	50	11
4	FK-MPT 0,5/ 4-3,5-H	1928783	50	14.5
5	FK-MPT 0,5/ 5-3,5-H	1928796	50	18
6	FK-MPT 0,5/ 6-3,5-H	1928806	50	21.5
7	FK-MPT 0,5/ 7-3,5-H	1928819	50	25
8	FK-MPT 0,5/ 8-3,5-H	1928822	50	28.5
9	FK-MPT 0,5/ 9-3,5-H	1928835	50	32
10	FK-MPT 0,5/10-3,5-H	1928848	50	35.5
11	FK-MPT 0,5/11-3,5-H	1928851	50	39
12	FK-MPT 0,5/12-3,5-H	1928864	50	42.5
13	FK-MPT 0,5/13-3,5-H	1928877	50	46
14	FK-MPT 0,5/14-3,5-H	1928880	50	49.5
15	FK-MPT 0,5/15-3,5-H	1928893	50	53
16	FK-MPT 0,5/16-3,5-H	1928903	50	56.5

Technical data

Product Line		COMBICON Terminals XS		
Connection capacity				
rigid / flexible	[mm <sup>2</sup> ]	0.12 - 0.5 / -		
Flexible with ferrules without plastic sleeve	[mm <sup>2</sup> ]	-		
Flexible with ferrules with plastic sleeve	[mm <sup>2</sup> ]	-		
Conductor cross section AWG/kcmil		26 - 20		
Stripping length	[mm]	- 6.5		
Electrical parameters				
rated current / nominal cross section	[A] / [mm <sup>2</sup> ]	4 / 0.5		
Surge voltage category/degree of pollution		III/3	III / 2	II / 2
Rated insulation voltage	[V]	160	250	250
Rated surge voltage	[kV]	2.5	2.5	2.5
General data				
Type of insulation material / insulation material group		PBT / IIIa		
Flammability rating in accordance with UL 94		V0		
Certification data				
Note		More detailed information on the approval data can be found on our website.		

Printed circuit board terminal, Push-in spring connection, Pitch: 3.5 mm

FK-MPT 0,5/...-V, Linear pinning



Dimensions	[mm]
Solder pin length [P]	3.5
Length [l]	7
Height [h]	13
Installed height	9.5



Ordering data

No. of pos.	Type	Item No.	Pcs./ Pkt.	Width w [mm]
2	FK-MPT 0,5/ 2-3,5	1891069	50	7.5
3	FK-MPT 0,5/ 3-3,5	1891072	50	11
4	FK-MPT 0,5/ 4-3,5	1891085	50	14.5
5	FK-MPT 0,5/ 5-3,5	1891098	50	18
6	FK-MPT 0,5/ 6-3,5	1891108	50	21.5
7	FK-MPT 0,5/ 7-3,5	1891111	50	25
8	FK-MPT 0,5/ 8-3,5	1891124	50	28.5
9	FK-MPT 0,5/ 9-3,5	1891137	50	32
10	FK-MPT 0,5/10-3,5	1891140	50	35.5
11	FK-MPT 0,5/11-3,5	1891153	50	39
12	FK-MPT 0,5/12-3,5	1891166	50	42.5
13	FK-MPT 0,5/13-3,5	1891179	50	46
14	FK-MPT 0,5/14-3,5	1891182	50	49.5
15	FK-MPT 0,5/15-3,5	1891195	50	53
16	FK-MPT 0,5/16-3,5	1891205	50	56.5

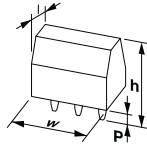
Technical data

Product Line		COMBICON Terminals XS		
Connection capacity				
rigid / flexible	[mm <sup>2</sup> ]	0.12 - 0.5 / -		
Flexible with ferrules without plastic sleeve	[mm <sup>2</sup> ]	-		
Flexible with ferrules with plastic sleeve	[mm <sup>2</sup> ]	-		
Conductor cross section AWG/kcmil		26 - 20		
Stripping length	[mm]	- 6.5		
Electrical parameters				
rated current / nominal cross section	[A] / [mm <sup>2</sup> ]	4 / 0.5		
Surge voltage category/degree of pollution		III/3	III / 2	II / 2
Rated insulation voltage	[V]	160	250	250
Rated surge voltage	[kV]	2.5	2.5	2.5
General data				
Type of insulation material / insulation material group		PBT / IIIa		
Flammability rating in accordance with UL 94		V0		
Certification data				
Note		More detailed information on the approval data can be found on our website.		

## COMBICON terminals XS up to 0.8 mm<sup>2</sup> (20 AWG)

### Printed circuit board terminal, Displacement connection, Pitch: 2.5 mm

PTQ 0,3/...THR, Zigzag pinning W



Dimensions	[mm]
Solder pin length [P]	2
Length [l]	17.55
Height [h]	10
Installed height	8



#### Ordering data

No. of pos.	Type	Item No.	Pcs./ Pkt.	Width w [mm]
2	PTQ 0,3/ 2-2,5 THR R32	1702610	250	7

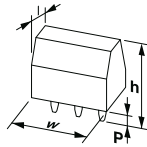



#### Technical data

Product Line		COMBICON Terminals XS		
Connection capacity				
rigid / flexible	[mm <sup>2</sup> ]	0.14 - 0.34 / 0.14 - 0.34		
Flexible with ferrules without plastic sleeve	[mm <sup>2</sup> ]	-		
Flexible with ferrules with plastic sleeve	[mm <sup>2</sup> ]	-		
Conductor cross section AWG/kcmil		26 - 22		
Stripping length	[mm]	-		
Electrical parameters				
rated current / nominal cross section	[A] / [mm <sup>2</sup> ]	4 / 0.34		
Surge voltage category/degree of pollution		III/3	III / 2	II / 2
Rated insulation voltage	[V]	160	160	200
Rated surge voltage	[kV]	2.5	2.5	2.5
General data				
Type of insulation material / insulation material group		LCP / IIIa		
Flammability rating in accordance with UL 94		V0		
Certification data				
Note		More detailed information on the approval data can be found on our website.		

### Printed circuit board terminal, Displacement connection, Pitch: 3.81 mm

IDC 0,3, Linear pinning

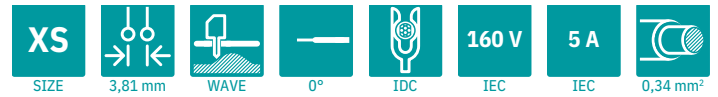


Dimensions	[mm]
Solder pin length [P]	3.4
Length [l]	12.4
Height [h]	22.2
Installed height	18.8



#### Ordering data

No. of pos.	Type	Item No.	Pcs./ Pkt.	Width w [mm]
2	IDC 0,3/ 2-3,81	1706170	50	8.81
3	IDC 0,3/ 3-3,81	1706183	50	12.62
4	IDC 0,3/ 4-3,81	1706196	50	16.43
5	IDC 0,3/ 5-3,81	1706206	50	20.24
6	IDC 0,3/ 6-3,81	1706219	50	24.05
7	IDC 0,3/ 7-3,81	1706222	50	27.86
8	IDC 0,3/ 8-3,81	1706235	50	31.67
9	IDC 0,3/ 9-3,81	1706248	50	35.48
10	IDC 0,3/10-3,81	1706251	50	39.29
11	IDC 0,3/11-3,81	1706264	50	43.1
12	IDC 0,3/12-3,81	1706277	50	46.91

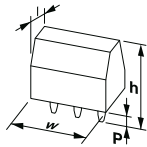


#### Technical data

Product Line		COMBICON Terminals XS		
Connection capacity				
rigid / flexible	[mm <sup>2</sup> ]	0.13 - 0.34 / 0.22 - 0.34		
Flexible with ferrules without plastic sleeve	[mm <sup>2</sup> ]	-		
Flexible with ferrules with plastic sleeve	[mm <sup>2</sup> ]	-		
Conductor cross section AWG/kcmil		26 - 22		
Stripping length	[mm]	-		
Electrical parameters				
rated current / nominal cross section	[A] / [mm <sup>2</sup> ]	5 / 0.34		
Surge voltage category/degree of pollution		III/3	III / 2	II / 2
Rated insulation voltage	[V]	160	160	320
Rated surge voltage	[kV]	2.5	2.5	2.5
General data				
Type of insulation material / insulation material group		PA / I		
Flammability rating in accordance with UL 94		V0		
Certification data				
Note		More detailed information on the approval data can be found on our website.		

Printed circuit board terminal, Screw connection with wire protector, Pitch: 3.5 mm

PT 1,5/...-H, Linear pinning



Dimensions	[mm]
Solder pin length [P]	4.5
Length [l]	7.55
Height [h]	13.65
Installed height	9.15



Ordering data

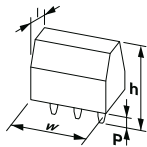

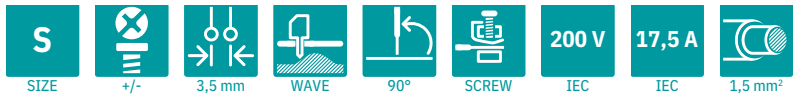
No. of pos.	Type	Item No.	Pcs./ Pkt.	Width w [mm]
2	PT 1,5/ 2-3,5-H	1984617	250	7
3	PT 1,5/ 3-3,5-H	1984620	250	10.5
4	PT 1,5/ 4-3,5-H	1984633	250	14
5	PT 1,5/ 5-3,5-H	1984646	100	17.5
6	PT 1,5/ 6-3,5-H	1984659	100	21
7	PT 1,5/ 7-3,5-H	1984662	100	24.5
8	PT 1,5/ 8-3,5-H	1984675	100	28
9	PT 1,5/ 9-3,5-H	1984688	100	31.5
10	PT 1,5/10-3,5-H	1984691	100	35
11	PT 1,5/11-3,5-H	1984701	50	38.5
12	PT 1,5/12-3,5-H	1984714	50	42
13	PT 1,5/13-3,5-H	1984727	50	45.5
14	PT 1,5/14-3,5-H	1984730	50	49
15	PT 1,5/15-3,5-H	1984743	50	52.5
16	PT 1,5/16-3,5-H	1984756	50	56

Technical data

Product Line		COMBICON Terminals S		
Connection capacity				
rigid / flexible	[mm <sup>2</sup> ]	0.2 - 1.5 / 0.2 - 1.5		
Flexible with ferrules without plastic sleeve	[mm <sup>2</sup> ]	-		
Flexible with ferrules with plastic sleeve	[mm <sup>2</sup> ]	0.25 - 0.75		
2 conductors with same cross section solid / stranded	[mm <sup>2</sup> ]	0.2 - 0.34 / 0.2 - 0.5		
Conductor cross section AWG/kcmil		26 - 16		
Stripping length	[mm]	- 5		
Tightening torque	[Nm]	0.22 - 0.25 Nm		
Electrical parameters				
rated current / nominal cross section	[A] / [mm <sup>2</sup> ]	17.5 / 1.5		
Surge voltage category/degree of pollution		III/3	III / 2	II / 2
Rated insulation voltage	[V]	160	200	400
Rated surge voltage	[kV]	2.5	2.5	2.5
General data				
Type of insulation material / insulation material group		PA / I		
Flammability rating in accordance with UL 94		V0		
Certification data				
Note	More detailed information on the approval data can be found on our website.			

Printed circuit board terminal, Screw connection with wire protector, Pitch: 3.5 mm

PT 1,5/...-V, Linear pinning



Dimensions	[mm]
Solder pin length [P]	4.5
Length [l]	9.15
Height [h]	12.05
Installed height	7.55



Ordering data

No. of pos.	Type	Item No.	Pcs./ Pkt.	Width w [mm]
2	PT 1,5/ 2-3,5-V	1984769	250	7
3	PT 1,5/ 3-3,5-V	1984772	250	10.5
4	PT 1,5/ 4-3,5-V	1984785	250	14
5	PT 1,5/ 5-3,5-V	1984798	100	17.5
6	PT 1,5/ 6-3,5-V	1984808	100	21
7	PT 1,5/ 7-3,5-V	1984811	100	24.5
8	PT 1,5/ 8-3,5-V	1984824	100	28
9	PT 1,5/ 9-3,5-V	1984837	100	31.5
10	PT 1,5/10-3,5-V	1984840	100	35
11	PT 1,5/11-3,5-V	1984853	50	38.5
12	PT 1,5/12-3,5-V	1984866	50	42
13	PT 1,5/13-3,5-V	1984879	50	45.5
14	PT 1,5/14-3,5-V	1984882	50	49
15	PT 1,5/15-3,5-V	1984895	50	52.5
16	PT 1,5/16-3,5-V	1984905	50	56

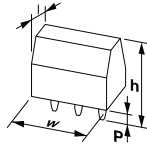

Technical data

Product Line		COMBICON Terminals S		
Connection capacity				
rigid / flexible	[mm <sup>2</sup> ]	0.2 - 1.5 / 0.2 - 1.5		
Flexible with ferrules without plastic sleeve	[mm <sup>2</sup> ]	-		
Flexible with ferrules with plastic sleeve	[mm <sup>2</sup> ]	0.25 - 0.75		
2 conductors with same cross section solid / stranded	[mm <sup>2</sup> ]	0.2 - 0.34 / 0.2 - 0.5		
Conductor cross section AWG/kcmil		26 - 16		
Stripping length	[mm]	- 5		
Tightening torque	[Nm]	0.22 - 0.25 Nm		
Electrical parameters				
rated current / nominal cross section	[A] / [mm <sup>2</sup> ]	17.5 / 1.5		
Surge voltage category/degree of pollution		III/3	III / 2	II / 2
Rated insulation voltage	[V]	160	200	400
Rated surge voltage	[kV]	2.5	2.5	2.5
General data				
Type of insulation material / insulation material group		PA / I		
Flammability rating in accordance with UL 94		V0		
Certification data				
Note	More detailed information on the approval data can be found on our website.			

# COMBICON terminals S up to 1.5 mm<sup>2</sup> (16 AWG)

## Printed circuit board terminal, Screw connection with wire protector, Pitch: 3.5 mm

PTA 1,5, Linear front pinning



Dimensions	[mm]
Solder pin length [P]	2.8
Length [l]	11.2
Height [h]	12.82
Installed height	10.02



### Ordering data

No. of pos.	Type	Item No.	Pcs./ Pkt.	Width w [mm]
2	PTA 1,5/ 2-3,5	1988956	250	7
3	PTA 1,5/ 3-3,5	1988969	250	10.5
4	PTA 1,5/ 4-3,5	1988972	250	14
5	PTA 1,5/ 5-3,5	1988985	100	17.5
6	PTA 1,5/ 6-3,5	1988998	100	21
7	PTA 1,5/ 7-3,5	1989007	100	24.5
8	PTA 1,5/ 8-3,5	1989010	100	28
9	PTA 1,5/ 9-3,5	1989023	100	31.5
10	PTA 1,5/10-3,5	1989036	100	35
11	PTA 1,5/11-3,5	1989049	50	38.5
12	PTA 1,5/12-3,5	1989052	50	42
13	PTA 1,5/13-3,5	1989065	50	45.5
14	PTA 1,5/14-3,5	1989078	50	49
15	PTA 1,5/15-3,5	1989081	50	52.5
16	PTA 1,5/16-3,5	1989094	50	56

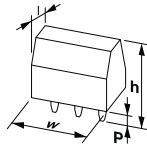


### Technical data

Product Line		COMBICON Terminals S		
Connection capacity				
rigid / flexible	[mm <sup>2</sup> ]	0.14 - 1.5 / 0.14 - 1.5		
Flexible with ferrules without plastic sleeve	[mm <sup>2</sup> ]	-		
Flexible with ferrules with plastic sleeve	[mm <sup>2</sup> ]	0.25 - 0.75		
2 conductors with same cross section solid / stranded	[mm <sup>2</sup> ]	0.14 - 0.5 / 0.14 - 0.5		
Conductor cross section AWG/kcmil		26 - 16		
Stripping length	[mm]	- 5		
Tightening torque	[Nm]	0.22 - 0.25 Nm		
Electrical parameters				
rated current / nominal cross section	[A] / [mm <sup>2</sup> ]	17.5 / 1.5		
Surge voltage category/degree of pollution		III/3	III / 2	II / 2
Rated insulation voltage	[V]	160	200	400
Rated surge voltage	[kV]	2.5	2.5	2.5
General data				
Type of insulation material / insulation material group		PA / I		
Flammability rating in accordance with UL 94		V0		
Certification data				
Note		More detailed information on the approval data can be found on our website.		

## Printed circuit board terminal, Screw connection with tension sleeve, Pitch: 3.5 mm

MKDS 1, Linear pinning



Dimensions	[mm]
Solder pin length [P]	3.5
Length [l]	7.3
Height [h]	12
Installed height	8.5



### Ordering data

No. of pos.	Type	Item No.	Pcs./ Pkt.	Width w [mm]
2	MKDS 1/ 2-3,5	1751248	250	7.5
3	MKDS 1/ 3-3,5	1751251	250	11
4	MKDS 1/ 4-3,5	1751264	250	14.5
5	MKDS 1/ 5-3,5	1751277	140	18
6	MKDS 1/ 6-3,5	1751280	120	21.5
7	MKDS 1/ 7-3,5	1751293	100	25
8	MKDS 1/ 8-3,5	1751303	80	28.5
9	MKDS 1/ 9-3,5	1751316	80	32
10	MKDS 1/10-3,5	1751329	100	35.5
11	MKDS 1/11-3,5	1751332	50	39
12	MKDS 1/12-3,5	1751345	50	42.5
13	MKDS 1/13-3,5	1751358	50	46
14	MKDS 1/14-3,5	1751361	50	7.3
15	MKDS 1/15-3,5	1751374	50	53
16	MKDS 1/16-3,5	1751387	50	56.5



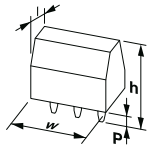
### Technical data

Product Line		COMBICON Terminals S		
Connection capacity				
rigid / flexible	[mm <sup>2</sup> ]	0.14 - 1.5 / 0.14 - 1.5		
Flexible with ferrules without plastic sleeve	[mm <sup>2</sup> ]	0.25 - 0.5		
Flexible with ferrules with plastic sleeve	[mm <sup>2</sup> ]	0.25 - 0.5		
2 conductors with same cross section solid / stranded	[mm <sup>2</sup> ]	0.14 - 0.5 / 0.14 - 0.34		
Conductor cross section AWG/kcmil		26 - 16		
Stripping length	[mm]	- 5		
Tightening torque	[Nm]	0.22 - 0.25 Nm		
Electrical parameters				
rated current / nominal cross section	[A] / [mm <sup>2</sup> ]	17.5 / 1.5		
Surge voltage category/degree of pollution		III/3	III / 2	II / 2
Rated insulation voltage	[V]	160	200	400
Rated surge voltage	[kV]	2.5	2.5	2.5
General data				
Type of insulation material / insulation material group		PA / I		
Flammability rating in accordance with UL 94		V0		
Certification data				
Note		More detailed information on the approval data can be found on our website.		



Printed circuit board terminal, Screw connection with tension sleeve, Pitch: 3.81 mm

MKDS 1, Linear pinning



Dimensions	[mm]
Solder pin length [P]	3.5
Length [l]	7.3
Height [h]	12
Installed height	8.5



Ordering data

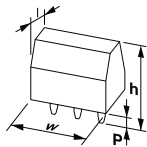
No. of pos.	Type	Item No.	Pcs./ Pkt.	Width w [mm]
2	MKDS 1/ 2-3,81	1727010	250	7.61
3	MKDS 1/ 3-3,81	1727023	250	11.42
4	MKDS 1/ 4-3,81	1727036	250	15.23
5	MKDS 1/ 5-3,81	1727049	140	19.04
6	MKDS 1/ 6-3,81	1727052	120	22.85
7	MKDS 1/ 7-3,81	1727065	100	26.66
8	MKDS 1/ 8-3,81	1727078	80	30.47
9	MKDS 1/ 9-3,81	1727081	100	34.28
10	MKDS 1/10-3,81	1727094	100	38.09
11	MKDS 1/11-3,81	1727104	50	41.9
12	MKDS 1/12-3,81	1727117	50	45.71
13	MKDS 1/13-3,81	1931754	50	49.52

Technical data

Product Line		COMBICON Terminals S	
Connection capacity			
rigid / flexible	[mm <sup>2</sup> ]	0.14 - 1.5 / 0.14 - 1.5	
Flexible with ferrules without plastic sleeve	[mm <sup>2</sup> ]	0.25 - 0.5	
Flexible with ferrules with plastic sleeve	[mm <sup>2</sup> ]	0.25 - 0.5	
2 conductors with same cross section solid / stranded	[mm <sup>2</sup> ]	0.14 - 0.5 / 0.14 - 0.34	
Conductor cross section AWG/kcmil			
		26 - 16	
Stripping length			
		- 5	
Tightening torque			
		0.22 - 0.25 Nm	
Electrical parameters			
rated current / nominal cross section	[A] / [mm <sup>2</sup> ]	17.5 / 1.5	
Surge voltage category/degree of pollution			
		III/3	III / 2
		II / 2	
Rated insulation voltage			
		160	200
		400	
Rated surge voltage			
		2.5	2.5
		2.5	
General data			
Type of insulation material / insulation material group			
		PA / I	
Flammability rating in accordance with UL 94			
		V0	
Certification data			
Note		More detailed information on the approval data can be found on our website.	

Printed circuit board terminal, Screw connection with tension sleeve, Pitch: 3.5 mm

MKDS 1 PROFINET, Linear pinning



Dimensions	[mm]
Solder pin length [P]	3.5
Length [l]	7.3
Height [h]	12
Installed height	8.5



Ordering data

No. of pos.	Type	Item No.	Pcs./ Pkt.	Width w [mm]
4	MKDS 1/ 4-3,5 PROFINET 2	1050488	250	14.5

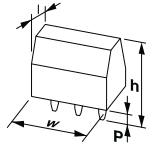

Technical data

Product Line		COMBICON Terminals S	
Connection capacity			
rigid / flexible	[mm <sup>2</sup> ]	0.14 - 1.5 / 0.14 - 1.5	
Flexible with ferrules without plastic sleeve	[mm <sup>2</sup> ]	0.25 - 0.5	
Flexible with ferrules with plastic sleeve	[mm <sup>2</sup> ]	0.25 - 0.5	
2 conductors with same cross section solid / stranded	[mm <sup>2</sup> ]	0.14 - 0.5 / 0.14 - 0.34	
Conductor cross section AWG/kcmil			
		26 - 16	
Stripping length			
		- 5	
Tightening torque			
		0.22 - 0.25 Nm	
Electrical parameters			
rated current / nominal cross section	[A] / [mm <sup>2</sup> ]	17.5 / 1.5	
Surge voltage category/degree of pollution			
		III/3	III / 2
		II / 2	
Rated insulation voltage			
		160	200
		400	
Rated surge voltage			
		2.5	2.5
		2.5	
General data			
Type of insulation material / insulation material group			
		PA / I	
Flammability rating in accordance with UL 94			
		V0	
Certification data			
Note		More detailed information on the approval data can be found on our website.	

# COMBICON terminals S up to 1.5 mm<sup>2</sup> (16 AWG)

## Printed circuit board terminal, Screw connection with tension sleeve, Pitch: 3.5 mm

SMKDS 1, Linear pinning



Dimensions	[mm]
Solder pin length [P]	3.5
Length [l]	10
Height [h]	13
Installed height	9.5



### Ordering data

No. of pos.	Type	Item No.	Pcs./ Pkt.	Width w [mm]
2	SMKDS 1/2-3,5	1751099	250	7.5
3	SMKDS 1/3-3,5	1751109	250	11
4	SMKDS 1/4-3,5	1751112	250	14.5
5	SMKDS 1/5-3,5	1751125	100	18
6	SMKDS 1/6-3,5	1751138	100	21.5
7	SMKDS 1/7-3,5	1751141	100	25
8	SMKDS 1/8-3,5	1751154	100	28.5
9	SMKDS 1/9-3,5	1751167	100	32
10	SMKDS 1/10-3,5	1751170	100	35.5
11	SMKDS 1/11-3,5	1751183	50	39
12	SMKDS 1/12-3,5	1751196	50	42.5
13	SMKDS 1/13-3,5	1751206	50	46
14	SMKDS 1/14-3,5	1751219	50	49.5
15	SMKDS 1/15-3,5	1751222	50	53
16	SMKDS 1/16-3,5	1751235	50	56.5

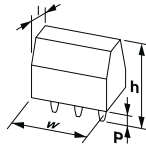



### Technical data

Product Line		COMBICON Terminals S		
Connection capacity				
rigid / flexible	[mm <sup>2</sup> ]	0.14 - 1.5 / 0.14 - 1		
Flexible with ferrules without plastic sleeve	[mm <sup>2</sup> ]	0.25 - 0.5		
Flexible with ferrules with plastic sleeve	[mm <sup>2</sup> ]	0.25 - 0.5		
2 conductors with same cross section solid / stranded	[mm <sup>2</sup> ]	0.14 - 0.5 / 0.14 - 0.2		
Conductor cross section AWG/kcmil		26 - 16		
Stripping length	[mm]	- 5		
Tightening torque	[Nm]	0.22 - 0.25 Nm		
Electrical parameters				
rated current / nominal cross section	[A] / [mm <sup>2</sup> ]	10 / 1		
Surge voltage category/degree of pollution		III/3	III / 2	II / 2
Rated insulation voltage	[V]	160	200	400
Rated surge voltage	[kV]	2.5	2.5	2.5
General data				
Type of insulation material / insulation material group		PA / I		
Flammability rating in accordance with UL 94		V0		
Certification data				
Note		More detailed information on the approval data can be found on our website.		

## Printed circuit board terminal, Screw connection with tension sleeve, Pitch: 3.81 mm

SMKDS 1, Linear pinning



Dimensions	[mm]
Solder pin length [P]	3.5
Length [l]	10
Height [h]	13
Installed height	9.5



### Ordering data

No. of pos.	Type	Item No.	Pcs./ Pkt.	Width w [mm]
2	SMKDS 1/2-3,81	1728284	250	7.61
3	SMKDS 1/3-3,81	1728297	250	11.42
4	SMKDS 1/4-3,81	1728307	250	15.23
5	SMKDS 1/5-3,81	1728310	100	19.04
6	SMKDS 1/6-3,81	1728323	100	22.85
7	SMKDS 1/7-3,81	1728336	100	26.66
8	SMKDS 1/8-3,81	1728349	100	30.47
9	SMKDS 1/9-3,81	1728352	100	34.28
10	SMKDS 1/10-3,81	1728365	100	38.09
11	SMKDS 1/11-3,81	1728378	50	41.9
12	SMKDS 1/12-3,81	1728381	50	45.71

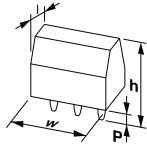



### Technical data

Product Line		COMBICON Terminals S		
Connection capacity				
rigid / flexible	[mm <sup>2</sup> ]	0.14 - 1.5 / 0.14 - 1		
Flexible with ferrules without plastic sleeve	[mm <sup>2</sup> ]	0.25 - 0.5		
Flexible with ferrules with plastic sleeve	[mm <sup>2</sup> ]	0.25 - 0.5		
2 conductors with same cross section solid / stranded	[mm <sup>2</sup> ]	0.14 - 0.5 / 0.14 - 0.2		
Conductor cross section AWG/kcmil		26 - 16		
Stripping length	[mm]	- 5		
Tightening torque	[Nm]	0.22 - 0.25 Nm		
Electrical parameters				
rated current / nominal cross section	[A] / [mm <sup>2</sup> ]	10 / 1		
Surge voltage category/degree of pollution		III/3	III / 2	II / 2
Rated insulation voltage	[V]	160	200	400
Rated surge voltage	[kV]	2.5	2.5	2.5
General data				
Type of insulation material / insulation material group		PA / I		
Flammability rating in accordance with UL 94		V0		
Certification data				
Note		More detailed information on the approval data can be found on our website.		

Printed circuit board terminal, Screw connection with tension sleeve, Pitch: 3.5 mm

MKKDS 1, Linear pinning



Dimensions	[mm]
Solder pin length [P]	3.5
Length [l]	16.3
Height [h]	19.7
Installed height	16.2



Ordering data

No. of pos.	Type	Item No.	Pcs./ Pkt.	Width w [mm]
2	MKKDS 1/ 2-3,5	1751390	50	9.25
3	MKKDS 1/ 3-3,5	1751400	50	12.75
4	MKKDS 1/ 4-3,5	1751413	50	16.25
5	MKKDS 1/ 5-3,5	1751426	50	19.75
6	MKKDS 1/ 6-3,5	1751439	50	23.25
7	MKKDS 1/ 7-3,5	1751442	50	26.75
8	MKKDS 1/ 8-3,5	1751455	50	42.5
9	MKKDS 1/ 9-3,5	1751468	50	33.75
10	MKKDS 1/10-3,5	1751471	50	37.25
11	MKKDS 1/11-3,5	1751484	50	40.75
12	MKKDS 1/12-3,5	1751497	50	44.25
13	MKKDS 1/13-3,5	1751507	50	47.75
14	MKKDS 1/14-3,5	1751510	50	51.25
15	MKKDS 1/15-3,5	1751523	50	54.75
16	MKKDS 1/16-3,5	1751536	50	58.25

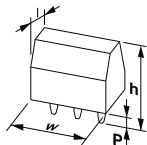



Technical data

Product Line		COMBICON Terminals S		
Connection capacity				
rigid / flexible	[mm <sup>2</sup> ]	0.14 - 1.5 / 0.14 - 1		
Flexible with ferrules without plastic sleeve	[mm <sup>2</sup> ]	0.25 - 0.5		
Flexible with ferrules with plastic sleeve	[mm <sup>2</sup> ]	0.25 - 0.5		
2 conductors with same cross section solid / stranded	[mm <sup>2</sup> ]	0.14 - 0.5 / 0.14 - 0.2		
Conductor cross section AWG/kcmil		26 - 16		
Stripping length	[mm]	- 5		
Tightening torque	[Nm]	0.22 - 0.25 Nm		
Electrical parameters				
rated current / nominal cross section	[A] / [mm <sup>2</sup> ]	8 / 1		
Surge voltage category/degree of pollution		III/3	III / 2	II / 2
Rated insulation voltage	[V]	160	200	400
Rated surge voltage	[kV]	2.5	2.5	2.5
General data				
Type of insulation material / insulation material group		PA / I		
Flammability rating in accordance with UL 94		V0		
Certification data				
Note		More detailed information on the approval data can be found on our website.		

Printed circuit board terminal, Screw connection with tension sleeve, Pitch: 3.81 mm

MKKDS 1, Linear pinning



Dimensions	[mm]
Solder pin length [P]	3.5
Length [l]	16.3
Height [h]	16.2
Installed height	17



Ordering data

No. of pos.	Type	Item No.	Pcs./ Pkt.	Width w [mm]
2	MKKDS 1/ 2-3,81	1708026	50	9.52
3	MKKDS 1/ 3-3,81	1708039	50	13.33
4	MKKDS 1/ 4-3,81	1708042	50	17.14
5	MKKDS 1/ 5-3,81	1708055	50	20.95
6	MKKDS 1/ 6-3,81	1708068	50	24.76
7	MKKDS 1/ 7-3,81	1708071	50	28.57
8	MKKDS 1/ 8-3,81	1708084	50	32.38
9	MKKDS 1/ 9-3,81	1708107	50	36.19
10	MKKDS 1/10-3,81	1708110	50	40
11	MKKDS 1/11-3,81	1708123	50	43.81
12	MKKDS 1/12-3,81	1708136	50	47.62



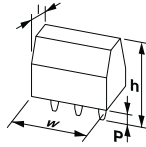
Technical data

Product Line		COMBICON Terminals S		
Connection capacity				
rigid / flexible	[mm <sup>2</sup> ]	0.14 - 1.5 / 0.14 - 1		
Flexible with ferrules without plastic sleeve	[mm <sup>2</sup> ]	0.25 - 0.5		
Flexible with ferrules with plastic sleeve	[mm <sup>2</sup> ]	0.25 - 0.5		
2 conductors with same cross section solid / stranded	[mm <sup>2</sup> ]	0.14 - 0.5 / 0.14 - 0.2		
Conductor cross section AWG/kcmil		26 - 16		
Stripping length	[mm]	- 5		
Tightening torque	[Nm]	0.22 - 0.25 Nm		
Electrical parameters				
rated current / nominal cross section	[A] / [mm <sup>2</sup> ]	8 / 1		
Surge voltage category/degree of pollution		III/3	III / 2	II / 2
Rated insulation voltage	[V]	160	200	400
Rated surge voltage	[kV]	2.5	2.5	2.5
General data				
Type of insulation material / insulation material group		PA / I		
Flammability rating in accordance with UL 94		V0		
Certification data				
Note		More detailed information on the approval data can be found on our website.		

## COMBICON terminals S up to 1.5 mm<sup>2</sup> (16 AWG)

### Printed circuit board terminal, Screw connection with tension sleeve, Pitch: 3.81 mm

MK3DS 1, Linear pinning



Dimensions	[mm]
Solder pin length [P]	3.5
Length [l]	25
Height [h]	27.4
Installed height	23.9



#### Ordering data

No. of pos.	Type	Item No.	Pcs./ Pkt.	Width w [mm]
2	MK3DS 1/ 2-3,81	1727735	50	9.52
3	MK3DS 1/ 3-3,81	1727748	50	13.33
4	MK3DS 1/ 4-3,81	1727751	50	17.14
5	MK3DS 1/ 5-3,81	1727764	50	20.95
6	MK3DS 1/ 6-3,81	1727777	50	24.76
7	MK3DS 1/ 7-3,81	1727780	50	28.57
8	MK3DS 1/ 8-3,81	1727793	50	32.38
9	MK3DS 1/ 9-3,81	1727803	50	36.19
10	MK3DS 1/10-3,81	1727816	50	40
11	MK3DS 1/11-3,81	1727829	50	43.81
12	MK3DS 1/12-3,81	1727832	50	47.62

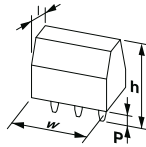


#### Technical data

Product Line		COMBICON Terminals S		
Connection capacity				
rigid / flexible	[mm <sup>2</sup> ]	0.14 - 1.5 / 0.14 - 1		
Flexible with ferrules without plastic sleeve	[mm <sup>2</sup> ]	0.25 - 0.5		
Flexible with ferrules with plastic sleeve	[mm <sup>2</sup> ]	0.25 - 0.5		
2 conductors with same cross section solid / stranded	[mm <sup>2</sup> ]	0.14 - 0.5 / 0.14 - 0.2		
Conductor cross section AWG/kcmil		26 - 16		
Stripping length	[mm]	- 5		
Tightening torque	[Nm]	0.22 - 0.25 Nm		
Electrical parameters				
rated current / nominal cross section	[A] / [mm <sup>2</sup> ]	8 / 1		
Surge voltage category/degree of pollution		III/3	III / 2	II / 2
Rated insulation voltage	[V]	160	160	320
Rated surge voltage	[kV]	2.5	2.5	2.5
General data				
Type of insulation material / insulation material group		PA / I		
Flammability rating in accordance with UL 94		V0		
Certification data				
Note		More detailed information on the approval data can be found on our website.		

### Printed circuit board terminal, Screw connection with tension sleeve, Pitch: 3.5 mm

SMKDS 1,5, Linear pinning



Dimensions	[mm]
Solder pin length [P]	3.5
Length [l]	13.7
Height [h]	15.5
Installed height	12



#### Ordering data

No. of pos.	Type	Item No.	Pcs./ Pkt.	Width w [mm]
2	SMKDS 1,5/ 2-3,5	1931770	50	7
3	SMKDS 1,5/ 3-3,5	1931783	50	10.5

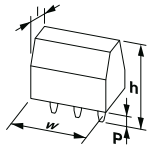


#### Technical data

Product Line		COMBICON Terminals S		
Connection capacity				
rigid / flexible	[mm <sup>2</sup> ]	0.08 - 1.5 / 0.08 - 1.5		
Flexible with ferrules without plastic sleeve	[mm <sup>2</sup> ]	0.25 - 1.5		
Flexible with ferrules with plastic sleeve	[mm <sup>2</sup> ]	0.25 - 1.5		
2 conductors with same cross section solid / stranded	[mm <sup>2</sup> ]	0.08 - 0.5 / 0.08 - 0.75		
2 conductors with same cross section, stranded, with ferrule without plastic sleeve	[mm <sup>2</sup> ]	0.25 - 0.34		
Conductor cross section AWG/kcmil		28 - 16		
Stripping length	[mm]	- 7		
Tightening torque	[Nm]	0.22 - 0.25 Nm		
Electrical parameters				
rated current / nominal cross section	[A] / [mm <sup>2</sup> ]	12 / 1.5		
Surge voltage category/degree of pollution		III/3	III / 2	II / 2
Rated insulation voltage	[V]	160	160	320
Rated surge voltage	[kV]	2.5	2.5	2.5
General data				
Type of insulation material / insulation material group		PA / I		
Flammability rating in accordance with UL 94		V0		
Certification data				
Note		More detailed information on the approval data can be found on our website.		

Printed circuit board terminal, Screw connection with tension sleeve, Pitch: 3.5 mm

MKDSFW 1,5, Linear pinning



Dimensions	[mm]
Solder pin length [P]	3.5
Length [l]	11.3
Height [h]	13.9
Installed height	10.4



Ordering data

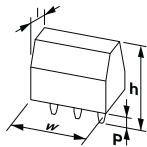
No. of pos.	Type	Item No.	Pcs./ Pkt.	Width w [mm]
2	MKDSFW 1,5/ 2-3,5	1868128	50	8.3
3	MKDSFW 1,5/ 3-3,5	1868131	50	11.8
4	MKDSFW 1,5/ 4-3,5	1868144	50	15.3
5	MKDSFW 1,5/ 5-3,5	1868157	50	18.8
6	MKDSFW 1,5/ 6-3,5	1868160	50	22.3
7	MKDSFW 1,5/ 7-3,5	1868173	50	25.8
8	MKDSFW 1,5/ 8-3,5	1868186	50	29.3
9	MKDSFW 1,5/ 9-3,5	1868199	50	32.8
10	MKDSFW 1,5/10-3,5	1868209	50	36.3
11	MKDSFW 1,5/11-3,5	1868212	50	39.8
12	MKDSFW 1,5/12-3,5	1868225	50	43.3

Technical data

Product Line		COMBICON Terminals S		
Connection capacity				
rigid / flexible	[mm <sup>2</sup> ]	0.14 - 1.5 / 0.14 - 1.5		
Flexible with ferrules without plastic sleeve	[mm <sup>2</sup> ]	0.25 - 1.5		
Flexible with ferrules with plastic sleeve	[mm <sup>2</sup> ]	0.25 - 1.5		
2 conductors with same cross section solid / stranded	[mm <sup>2</sup> ]	0.14 - 0.75 / 0.14 - 0.75		
2 conductors with same cross section, stranded, with ferrule without plastic sleeve	[mm <sup>2</sup> ]	0.25 - 0.5		
Conductor cross section AWG/kcmil		26 - 16		
Stripping length	[mm]	- 6		
Tightening torque	[Nm]	0.22 - 0.25 Nm		
Electrical parameters				
rated current / nominal cross section	[A] / [mm <sup>2</sup> ]	12 / 1.5		
Surge voltage category/degree of pollution		III/3	III / 2	II / 2
Rated insulation voltage	[V]	160	160	320
Rated surge voltage	[kV]	2.5	2.5	2.5
General data				
Type of insulation material / insulation material group		PA / I		
Flammability rating in accordance with UL 94		V0		
Certification data				
Note		More detailed information on the approval data can be found on our website.		

Printed circuit board terminal, Screw connection with tension sleeve, Pitch: 5 mm

MKDSN 1,5, Linear pinning



Dimensions	[mm]
Solder pin length [P]	3.5
Length [l]	8.1
Height [h]	13.5
Installed height	10



Ordering data

No. of pos.	Type	Item No.	Pcs./ Pkt.	Width w [mm]
2	MKDSN 1,5/ 2	1729018	260	10
3	MKDSN 1,5/ 3	1729021	180	15
4	MKDSN 1,5/ 4	1729034	120	20
5	MKDSN 1,5/ 5	1729047	100	25
6	MKDSN 1,5/ 6	1729050	80	30
7	MKDSN 1,5/ 7	1729063	80	35
8	MKDSN 1,5/ 8	1729076	60	40
9	MKDSN 1,5/ 9	1729089	60	45
10	MKDSN 1,5/10	1729092	40	50
11	MKDSN 1,5/11	1729102	40	55
12	MKDSN 1,5/12	1729115	40	60
16	MKDSN 1,5/16	1729267	20	80
17	MKDSN 1,5/17	1701013	20	85

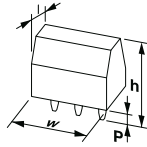
Technical data

Product Line		COMBICON Terminals S		
Connection capacity				
rigid / flexible	[mm <sup>2</sup> ]	0.14 - 1.5 / 0.14 - 1.5		
Flexible with ferrules without plastic sleeve	[mm <sup>2</sup> ]	0.25 - 1		
Flexible with ferrules with plastic sleeve	[mm <sup>2</sup> ]	0.25 - 1.5		
2 conductors with same cross section solid / stranded	[mm <sup>2</sup> ]	0.14 - 0.75 / 0.14 - 0.75		
2 conductors with same cross section, stranded, with ferrule without plastic sleeve	[mm <sup>2</sup> ]	0.25 - 0.5		
Conductor cross section AWG/kcmil		26 - 16		
Stripping length	[mm]	- 6		
Tightening torque	[Nm]	0.5 - 0.6 Nm		
Electrical parameters				
rated current / nominal cross section	[A] / [mm <sup>2</sup> ]	17.5 / 1.5		
Surge voltage category/degree of pollution		III/3	III / 2	II / 2
Rated insulation voltage	[V]	250	400	630
Rated surge voltage	[kV]	4	4	4
General data				
Type of insulation material / insulation material group		PA / I		
Flammability rating in accordance with UL 94		V0		
Certification data				
Note		More detailed information on the approval data can be found on our website.		


## COMBICON terminals S up to 1.5 mm<sup>2</sup> (16 AWG)

### Printed circuit board terminal, Screw connection with tension sleeve, Pitch: 5.08 mm

MKDSN 1,5, Linear pinning



Dimensions	[mm]
Solder pin length [P]	3.5
Length [l]	8.1
Height [h]	13.5
Installed height	10



#### Ordering data

No. of pos.	Type	Item No.	Pcs./ Pkt.	Width w [mm]
2	MKDSN 1,5/ 2-5,08	1729128	260	10.16
3	MKDSN 1,5/ 3-5,08	1729131	180	15.24
4	MKDSN 1,5/ 4-5,08	1729144	120	20.32
5	MKDSN 1,5/ 5-5,08	1729157	100	25.4
6	MKDSN 1,5/ 6-5,08	1729160	80	30.48
7	MKDSN 1,5/ 7-5,08	1729173	60	35.56
8	MKDSN 1,5/ 8-5,08	1729186	60	40.64
9	MKDSN 1,5/ 9-5,08	1729199	60	45.72
10	MKDSN 1,5/10-5,08	1729209	40	50.8
11	MKDSN 1,5/11-5,08	1729212	40	55.88
12	MKDSN 1,5/12-5,08	1729225	40	60.96
13	MKDSN 1,5/13-5,08	1871843	40	66.04
14	MKDSN 1,5/14-5,08	1729403	50	71.12
15	MKDSN 1,5/15-5,08	1706753	20	76.2
17	MKDSN 1,5/17-5,08	1706754	20	86.36

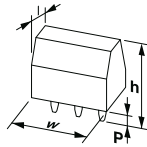


#### Technical data

Product Line		COMBICON Terminals S		
Connection capacity				
rigid / flexible	[mm <sup>2</sup> ]	0.14 - 1.5 / 0.14 - 1.5		
Flexible with ferrules without plastic sleeve	[mm <sup>2</sup> ]	0.25 - 1		
Flexible with ferrules with plastic sleeve	[mm <sup>2</sup> ]	0.25 - 1.5		
2 conductors with same cross section solid / stranded	[mm <sup>2</sup> ]	0.14 - 0.75 / 0.14 - 0.75		
2 conductors with same cross section, stranded, with ferrule without plastic sleeve	[mm <sup>2</sup> ]	0.25 - 0.5		
Conductor cross section AWG/kcmil		26 - 16		
Stripping length		[mm]	- 6	
Tightening torque		[Nm]	0.5 - 0.6 Nm	
Electrical parameters				
rated current / nominal cross section		[A] / [mm <sup>2</sup> ]	17.5 / 1.5	
Surge voltage category/degree of pollution			III/3	III / 2 II / 2
Rated insulation voltage		[V]	250	400 630
Rated surge voltage		[kV]	4	4 4
General data				
Type of insulation material / insulation material group		PA / I		
Flammability rating in accordance with UL 94		V0		
Certification data				
Note		More detailed information on the approval data can be found on our website.		

### Printed circuit board terminal, Screw connection with tension sleeve, Pitch: 5 mm

SMKDSN 1,5, Linear pinning



Dimensions	[mm]
Solder pin length [P]	3.5
Length [l]	12
Height [h]	14.5
Installed height	11



#### Ordering data

No. of pos.	Type	Item No.	Pcs./ Pkt.	Width w [mm]
2	SMKDSN 1,5/ 2	1869062	250	11
3	SMKDSN 1,5/ 3	1869075	250	16
4	SMKDSN 1,5/ 4	1869088	250	21
5	SMKDSN 1,5/ 5	1869091	100	26
6	SMKDSN 1,5/ 6	1869101	100	31
7	SMKDSN 1,5/ 7	1869114	100	36
8	SMKDSN 1,5/ 8	1869127	100	41
9	SMKDSN 1,5/ 9	1869130	100	46
10	SMKDSN 1,5/10	1869143	100	51
11	SMKDSN 1,5/11	1869156	50	56
12	SMKDSN 1,5/12	1869169	50	61
13	SMKDSN 1,5/13	1869172	50	66
14	SMKDSN 1,5/14	1869185	50	71
15	SMKDSN 1,5/15	1869198	50	76
16	SMKDSN 1,5/16	1869208	50	81

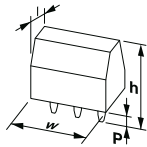


#### Technical data

Product Line		COMBICON Terminals S		
Connection capacity				
rigid / flexible	[mm <sup>2</sup> ]	0.14 - 1.5 / 0.14 - 1.5		
Flexible with ferrules without plastic sleeve	[mm <sup>2</sup> ]	0.25 - 1.5		
Flexible with ferrules with plastic sleeve	[mm <sup>2</sup> ]	0.25 - 1.5		
2 conductors with same cross section solid / stranded	[mm <sup>2</sup> ]	0.14 - 0.75 / 0.14 - 0.75		
2 conductors with same cross section, stranded, with ferrule without plastic sleeve	[mm <sup>2</sup> ]	0.25 - 0.5		
Conductor cross section AWG/kcmil		26 - 16		
Stripping length		[mm]	- 6	
Tightening torque		[Nm]	0.5 - 0.6 Nm	
Electrical parameters				
rated current / nominal cross section		[A] / [mm <sup>2</sup> ]	17.5 / 1.5	
Surge voltage category/degree of pollution			III/3	III / 2 II / 2
Rated insulation voltage		[V]	250	400 630
Rated surge voltage		[kV]	4	4 4
General data				
Type of insulation material / insulation material group		PA / I		
Flammability rating in accordance with UL 94		V0		
Certification data				
Note		More detailed information on the approval data can be found on our website.		

Printed circuit board terminal, Screw connection with tension sleeve, Pitch: 5.08 mm

SMKDSN 1,5, Linear pinning



Dimensions	[mm]
Solder pin length [P]	3.5
Length [l]	12
Height [h]	14.5
Installed height	11



Ordering data

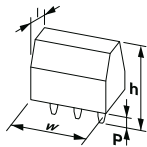
No. of pos.	Type	Item No.	Pcs./ Pkt.	Width w [mm]
2	SMKDSN 1,5/ 2-5,08	1869211	250	11.16
3	SMKDSN 1,5/ 3-5,08	1869224	250	16.24
4	SMKDSN 1,5/ 4-5,08	1869237	250	21.32
5	SMKDSN 1,5/ 5-5,08	1717554	1	26.4
6	SMKDSN 1,5/ 6-5,08	1869253	100	31.48
7	SMKDSN 1,5/ 7-5,08	1869266	100	36.56
8	SMKDSN 1,5/ 8-5,08	1869279	100	41.64
9	SMKDSN 1,5/ 9-5,08	1717583	50	46.72
10	SMKDSN 1,5/10-5,08	1717596	50	51.8
11	SMKDSN 1,5/11-5,08	1717606	50	56.88
12	SMKDSN 1,5/12-5,08	1717619	50	61.96
13	SMKDSN 1,5/13-5,08	1717622	50	67.04
14	SMKDSN 1,5/14-5,08	1717635	1	72.12
15	SMKDSN 1,5/15-5,08	1717648	50	77.2
16	SMKDSN 1,5/16-5,08	1717651	50	82.28

Technical data

Product Line		COMBICON Terminals S		
Connection capacity				
rigid / flexible	[mm <sup>2</sup> ]	0.14 - 1.5 / 0.14 - 1.5		
Flexible with ferrules without plastic sleeve	[mm <sup>2</sup> ]	0.25 - 1.5		
Flexible with ferrules with plastic sleeve	[mm <sup>2</sup> ]	0.25 - 1.5		
2 conductors with same cross section solid / stranded	[mm <sup>2</sup> ]	0.14 - 0.75 / 0.14 - 0.75		
2 conductors with same cross section, stranded, with ferrule without plastic sleeve	[mm <sup>2</sup> ]	0.25 - 0.5		
Conductor cross section AWG/kcmil		26 - 16		
Stripping length	[mm]	- 6		
Tightening torque	[Nm]	0.5 - 0.6 Nm		
Electrical parameters				
rated current / nominal cross section	[A] / [mm <sup>2</sup> ]	17.5 / 1.5		
Surge voltage category/degree of pollution		III/3	III / 2	II / 2
Rated insulation voltage	[V]	250	400	630
Rated surge voltage	[kV]	4	4	4
General data				
Type of insulation material / insulation material group		PA / I		
Flammability rating in accordance with UL 94		V0		
Certification data				
Note		More detailed information on the approval data can be found on our website.		

Printed circuit board terminal, Screw connection with tension sleeve, Pitch: 5 mm

MKKDSN 1,5, Linear pinning



Dimensions	[mm]
Solder pin length [P]	3.5
Length [l]	18.3
Height [h]	22.6
Installed height	19.1



Ordering data

No. of pos.	Type	Item No.	Pcs./ Pkt.	Width w [mm]
2	MKKDSN 1,5/ 2	1726037	250	12.5
3	MKKDSN 1,5/ 3	1726053	250	17.5

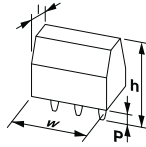
Technical data

Product Line		COMBICON Terminals S		
Connection capacity				
rigid / flexible	[mm <sup>2</sup> ]	0.14 - 1.5 / 0.14 - 1.5		
Flexible with ferrules without plastic sleeve	[mm <sup>2</sup> ]	0.25 - 1		
Flexible with ferrules with plastic sleeve	[mm <sup>2</sup> ]	0.25 - 1.5		
2 conductors with same cross section solid / stranded	[mm <sup>2</sup> ]	0.14 - 0.75 / 0.14 - 0.75		
2 conductors with same cross section, stranded, with ferrule without plastic sleeve	[mm <sup>2</sup> ]	0.25 - 0.5		
Conductor cross section AWG/kcmil		26 - 16		
Stripping length	[mm]	- 6		
Tightening torque	[Nm]	0.5 - 0.6 Nm		
Electrical parameters				
rated current / nominal cross section	[A] / [mm <sup>2</sup> ]	13.5 / 1.5		
Surge voltage category/degree of pollution		III/3	III / 2	II / 2
Rated insulation voltage	[V]	250	400	630
Rated surge voltage	[kV]	4	4	4
General data				
Type of insulation material / insulation material group		PA / I		
Flammability rating in accordance with UL 94		V0		
Certification data				
Note		More detailed information on the approval data can be found on our website.		

## COMBICON terminals S up to 1.5 mm<sup>2</sup> (16 AWG)

### Printed circuit board terminal, Screw connection with tension sleeve, Pitch: 5.08 mm

MKKDSN 1,5, Linear pinning



Dimensions	[mm]
Solder pin length [P]	3.5
Length [l]	18.3
Height [h]	22.6
Installed height	19.1



#### Ordering data

No. of pos.	Type	Item No.	Pcs./ Pkt.	Width w [mm]
2	MKKDSN 1,5/ 2-5,08	1726040	250	12.7
3	MKKDSN 1,5/ 3-5,08	1726066	250	17.78

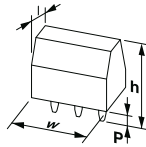


#### Technical data

Product Line		COMBICON Terminals S		
Connection capacity				
rigid / flexible	[mm <sup>2</sup> ]	0.14 - 1.5 / 0.14 - 1.5		
Flexible with ferrules without plastic sleeve	[mm <sup>2</sup> ]	0.25 - 1		
Flexible with ferrules with plastic sleeve	[mm <sup>2</sup> ]	0.25 - 1.5		
2 conductors with same cross section solid / stranded	[mm <sup>2</sup> ]	0.14 - 0.75 / 0.14 - 0.75		
2 conductors with same cross section, stranded, with ferrule without plastic sleeve	[mm <sup>2</sup> ]	0.25 - 0.5		
Conductor cross section AWG/kcmil		26 - 16		
Stripping length	[mm]	- 6		
Tightening torque	[Nm]	0.5 - 0.6 Nm		
Electrical parameters				
rated current / nominal cross section	[A] / [mm <sup>2</sup> ]	13.5 / 1.5		
Surge voltage category/degree of pollution		III/3	III / 2	II / 2
Rated insulation voltage	[V]	250	400	630
Rated surge voltage	[kV]	4	4	4
General data				
Type of insulation material / insulation material group		PA / I		
Flammability rating in accordance with UL 94		V0		
Certification data				
Note		More detailed information on the approval data can be found on our website.		

### Printed circuit board terminal, Screw connection with tension sleeve, Pitch: 5.08 mm

MKKDSNH 1,5, Linear pinning



Dimensions	[mm]
Solder pin length [P]	3.5
Length [l]	8.6
Height [h]	22.6
Installed height	19.1



#### Ordering data

No. of pos.	Type	Item No.	Pcs./ Pkt.	Width w [mm]
2	MKKDSNH 1,5/ 2-5,08	1731828	50	10.16
3	MKKDSNH 1,5/ 3-5,08	1731831	50	15.24



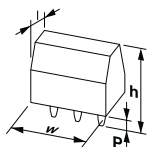
#### Technical data

Product Line		COMBICON Terminals S		
Connection capacity				
rigid / flexible	[mm <sup>2</sup> ]	0.14 - 1.5 / 0.14 - 1.5		
Flexible with ferrules without plastic sleeve	[mm <sup>2</sup> ]	0.25 - 1		
Flexible with ferrules with plastic sleeve	[mm <sup>2</sup> ]	0.25 - 1.5		
2 conductors with same cross section solid / stranded	[mm <sup>2</sup> ]	0.14 - 0.75 / 0.14 - 0.75		
2 conductors with same cross section, stranded, with ferrule without plastic sleeve	[mm <sup>2</sup> ]	0.25 - 0.5		
Conductor cross section AWG/kcmil		26 - 16		
Stripping length	[mm]	- 6		
Tightening torque	[Nm]	0.5 - 0.6 Nm		
Electrical parameters				
rated current / nominal cross section	[A] / [mm <sup>2</sup> ]	13.5 / 1.5		
Surge voltage category/degree of pollution		III/3	III / 2	II / 2
Rated insulation voltage	[V]	250	400	630
Rated surge voltage	[kV]	4	4	4
General data				
Type of insulation material / insulation material group		PA / I		
Flammability rating in accordance with UL 94		V0		
Certification data				
Note		More detailed information on the approval data can be found on our website.		

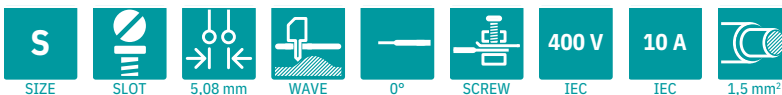


Printed circuit board terminal, Screw connection with tension sleeve, Pitch: 5.08 mm

MK3DSN 1,5, Linear pinning



Dimensions	[mm]
Solder pin length [P]	3.5
Length [l]	28.1
Height [h]	31.7
Installed height	28.2



Ordering data

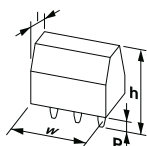

No. of pos.	Type	Item No.	Pcs./ Pkt.	Width w [mm]
2	MK3DSN 1,5/ 2-5,08	1723289	100	12.7
3	MK3DSN 1,5/ 3-5,08	1723292	100	17.78

Technical data

Product Line		COMBICON Terminals S		
Connection capacity				
rigid / flexible	[mm <sup>2</sup> ]	0.14 - 1.5 / 0.14 - 1.5		
Flexible with ferrules without plastic sleeve	[mm <sup>2</sup> ]	0.25 - 1		
Flexible with ferrules with plastic sleeve	[mm <sup>2</sup> ]	0.25 - 1.5		
2 conductors with same cross section solid / stranded	[mm <sup>2</sup> ]	0.14 - 0.75 / 0.14 - 0.75		
2 conductors with same cross section, stranded, with ferrule without plastic sleeve	[mm <sup>2</sup> ]	0.25 - 0.5		
Conductor cross section AWG/kcmil		26 - 16		
Stripping length	[mm]	- 6		
Tightening torque	[Nm]	0.5 - 0.6 Nm		
Electrical parameters				
rated current / nominal cross section	[A] / [mm <sup>2</sup> ]	10 / 1.5		
Surge voltage category/degree of pollution		III/3	III / 2	II / 2
Rated insulation voltage	[V]	250	400	630
Rated surge voltage	[kV]	4	4	4
General data				
Type of insulation material / insulation material group		PA / I		
Flammability rating in accordance with UL 94		V0		
Certification data				
Note		More detailed information on the approval data can be found on our website.		

Printed circuit board terminal, Screw connection with tension sleeve, Pitch: 5 mm

MKDS 1,5, Linear pinning



Dimensions	[mm]
Solder pin length [P]	3.5
Length [l]	9.8
Height [h]	17.3
Installed height	13.8



Ordering data

No. of pos.	Type	Item No.	Pcs./ Pkt.	Width w [mm]
2	MKDS 1,5/ 2	1715022	250	10
3	MKDS 1,5/ 3	1715035	250	15
4	MKDS 1,5/ 4	1715048	250	20
5	MKDS 1,5/ 5	1715187	250	25
6	MKDS 1,5/ 6	1715190	50	30
7	MKDS 1,5/ 7	1718948	50	35
8	MKDS 1,5/ 8	1715080	50	40
9	MKDS 1,5/ 9	1715718	50	45
10	MKDS 1,5/10	1715093	50	50
11	MKDS 1,5/11	1718951	50	55
12	MKDS 1,5/12	1715129	50	60
13	MKDS 1,5/13	1742046	50	65
14	MKDS 1,5/14	1870899	50	70
15	MKDS 1,5/15	1742059	50	75
16	MKDS 1,5/16	1715307	50	80
21	MKDS 1,5/21	1757743	50	105

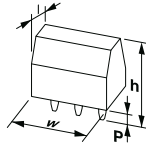
Technical data

Product Line		COMBICON Terminals S		
Connection capacity				
rigid / flexible	[mm <sup>2</sup> ]	0.14 - 2.5 / 0.14 - 1.5		
Flexible with ferrules without plastic sleeve	[mm <sup>2</sup> ]	0.25 - 1.5		
Flexible with ferrules with plastic sleeve	[mm <sup>2</sup> ]	0.25 - 1.5		
2 conductors with same cross section solid / stranded	[mm <sup>2</sup> ]	0.14 - 1 / 0.14 - 0.75		
2 conductors with same cross section, stranded, with ferrule without plastic sleeve	[mm <sup>2</sup> ]	0.25 - 0.5		
Conductor cross section AWG/kcmil		26 - 14		
Stripping length	[mm]	- 7		
Tightening torque	[Nm]	0.5 - 0.6 Nm		
Electrical parameters				
rated current / nominal cross section	[A] / [mm <sup>2</sup> ]	17.5 / 1.5		
Surge voltage category/degree of pollution		III/3	III / 2	II / 2
Rated insulation voltage	[V]	250	400	630
Rated surge voltage	[kV]	4	4	4
General data				
Type of insulation material / insulation material group		PA / I		
Flammability rating in accordance with UL 94		V0		
Certification data				
Note		More detailed information on the approval data can be found on our website.		

# COMBICON terminals S up to 1.5 mm<sup>2</sup> (16 AWG)

## Printed circuit board terminal, Screw connection with tension sleeve, Pitch: 5.08 mm

MKDS 1,5, Linear pinning



Dimensions	[mm]
Solder pin length [P]	3.5
Length [l]	9.8
Height [h]	17.3
Installed height	13.8



### Ordering data

No. of pos.	Type	Item No.	Pcs./ Pkt.	Width w [mm]
2	MKDS 1,5/ 2-5,08	1715721	250	10.16
3	MKDS 1,5/ 3-5,08	1715734	250	15.24
4	MKDS 1,5/ 4-5,08	1715747	250	20.32
5	MKDS 1,5/ 5-5,08	1715750	250	25.4
6	MKDS 1,5/ 6-5,08	1710726	50	30.48
7	MKDS 1,5/ 7-5,08	1755897	50	35.56
8	MKDS 1,5/ 8-5,08	1715789	50	40.64
9	MKDS 1,5/ 9-5,08	1715815	50	45.72
10	MKDS 1,5/10-5,08	1715802	50	50.8
12	MKDS 1,5/12-5,08	1715828	50	60.96

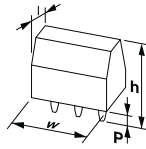


### Technical data

Product Line		COMBICON Terminals S			
Connection capacity					
rigid / flexible	[mm <sup>2</sup> ]	0.14 - 2.5 / 0.14 - 1.5			
Flexible with ferrules without plastic sleeve	[mm <sup>2</sup> ]	0.25 - 1.5			
Flexible with ferrules with plastic sleeve	[mm <sup>2</sup> ]	0.25 - 1.5			
2 conductors with same cross section solid / stranded	[mm <sup>2</sup> ]	0.14 - 1 / 0.14 - 0.75			
2 conductors with same cross section, stranded, with ferrule without plastic sleeve	[mm <sup>2</sup> ]	0.25 - 0.5			
Conductor cross section AWG/kcmil		26 - 14			
Stripping length		[mm]	- 7		
Tightening torque		[Nm]	0.5 - 0.6 Nm		
Electrical parameters					
rated current / nominal cross section	[A] / [mm <sup>2</sup> ]	17.5 / 1.5			
Surge voltage category/degree of pollution		III/3	III / 2	II / 2	
Rated insulation voltage		[V]	250	400	630
Rated surge voltage		[kV]	4	4	4
General data					
Type of insulation material / insulation material group		PA / I			
Flammability rating in accordance with UL 94		V0			
Certification data					
Note		More detailed information on the approval data can be found on our website.			

## Printed circuit board terminal, Screw connection with tension sleeve, Pitch: 5 mm

MKDSP 1,5, Linear pinning



Dimensions	[mm]
Solder pin length [P]	3.5
Length [l]	11.15
Height [h]	17.3
Installed height	13.8



### Ordering data

No. of pos.	Type	Item No.	Pcs./ Pkt.	Width w [mm]
2	MKDSP 1,5/ 2	1730010	50	10
3	MKDSP 1,5/ 3	1730023	50	15
4	MKDSP 1,5/ 4	1730036	50	20
5	MKDSP 1,5/ 5	1730049	50	25
6	MKDSP 1,5/ 6	1730052	50	30
7	MKDSP 1,5/ 7	1730065	50	35
8	MKDSP 1,5/ 8	1730078	50	45
9	MKDSP 1,5/ 9	1730081	50	45
10	MKDSP 1,5/10	1730094	50	50
11	MKDSP 1,5/11	1730104	50	55
12	MKDSP 1,5/12	1730117	50	60

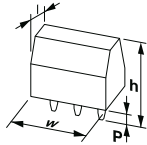


### Technical data

Product Line		COMBICON Terminals S			
Connection capacity					
rigid / flexible	[mm <sup>2</sup> ]	0.14 - 2.5 / 0.14 - 1.5			
Flexible with ferrules without plastic sleeve	[mm <sup>2</sup> ]	0.25 - 1.5			
Flexible with ferrules with plastic sleeve	[mm <sup>2</sup> ]	0.25 - 1.5			
2 conductors with same cross section solid / stranded	[mm <sup>2</sup> ]	0.14 - 1 / 0.14 - 0.75			
2 conductors with same cross section, stranded, with ferrule without plastic sleeve	[mm <sup>2</sup> ]	0.25 - 0.5			
Conductor cross section AWG/kcmil		26 - 14			
Stripping length		[mm]	- 7		
Tightening torque		[Nm]	0.5 - 0.6 Nm		
Electrical parameters					
rated current / nominal cross section	[A] / [mm <sup>2</sup> ]	17.5 / 1.5			
Surge voltage category/degree of pollution		III/3	III / 2	II / 2	
Rated insulation voltage		[V]	250	400	630
Rated surge voltage		[kV]	4	4	4
General data					
Type of insulation material / insulation material group		PA / I			
Flammability rating in accordance with UL 94		V2			
Certification data					
Note		More detailed information on the approval data can be found on our website.			

Printed circuit board terminal, Screw connection with tension sleeve, Pitch: 5.08 mm

MKDSP 1,5, Linear pinning



Dimensions	[mm]
Solder pin length [P]	3.5
Length [l]	11.15
Height [h]	17.3
Installed height	13.8



Ordering data

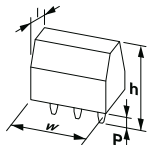
No. of pos.	Type	Item No.	Pcs./ Pkt.	Width w [mm]
2	MKDSP 1,5/ 2-5,08	1730120	50	10.16
3	MKDSP 1,5/ 3-5,08	1730133	50	15.24
4	MKDSP 1,5/ 4-5,08	1730146	50	20.32
5	MKDSP 1,5/ 5-5,08	1730159	50	25.4
6	MKDSP 1,5/ 6-5,08	1730162	50	30.48
7	MKDSP 1,5/ 7-5,08	1730175	50	35.56
8	MKDSP 1,5/ 8-5,08	1730188	50	40.64
9	MKDSP 1,5/ 9-5,08	1730191	50	45.72
10	MKDSP 1,5/10-5,08	1730201	50	50.8
11	MKDSP 1,5/11-5,08	1730214	50	55.88
12	MKDSP 1,5/12-5,08	1730227	50	60.96

Technical data


Product Line		COMBICON Terminals S		
Connection capacity				
rigid / flexible	[mm <sup>2</sup> ]	0.14 - 2.5 / 0.14 - 1.5		
Flexible with ferrules without plastic sleeve	[mm <sup>2</sup> ]	0.25 - 1.5		
Flexible with ferrules with plastic sleeve	[mm <sup>2</sup> ]	0.25 - 1.5		
2 conductors with same cross section solid / stranded	[mm <sup>2</sup> ]	0.14 - 1 / 0.14 - 0.75		
2 conductors with same cross section, stranded, with ferrule without plastic sleeve	[mm <sup>2</sup> ]	0.25 - 0.5		
Conductor cross section AWG/kcmil		26 - 14		
Stripping length	[mm]	- 7		
Tightening torque	[Nm]	0.5 - 0.6 Nm		
Electrical parameters				
rated current / nominal cross section	[A] / [mm <sup>2</sup> ]	17.5 / 1.5		
Surge voltage category/degree of pollution		III/3	III / 2	II / 2
Rated insulation voltage	[V]	250	400	630
Rated surge voltage	[kV]	4	4	4
General data				
Type of insulation material / insulation material group		PA / I		
Flammability rating in accordance with UL 94		V2		
Certification data				
Note		More detailed information on the approval data can be found on our website.		

Printed circuit board terminal, Screw connection with tension sleeve, Pitch: 5.08 mm

MKDS 1,5/...-B, Linear pinning



Dimensions	[mm]
Solder pin length [P]	3.5
Length [l]	11.6
Height [h]	17.3
Installed height	13.8



Ordering data

No. of pos.	Type	Item No.	Pcs./ Pkt.	Width w [mm]
2	MKDS 1,5/ 2-B-5,08	1868733	50	10.16
3	MKDS 1,5/ 3-B-5,08	1868746	50	15.24

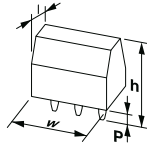
Technical data

Product Line		COMBICON Terminals S		
Connection capacity				
rigid / flexible	[mm <sup>2</sup> ]	0.14 - 2.5 / 0.14 - 1.5		
Flexible with ferrules without plastic sleeve	[mm <sup>2</sup> ]	0.25 - 1.5		
Flexible with ferrules with plastic sleeve	[mm <sup>2</sup> ]	0.25 - 1.5		
2 conductors with same cross section solid / stranded	[mm <sup>2</sup> ]	0.14 - 1 / 0.14 - 0.75		
2 conductors with same cross section, stranded, with ferrule without plastic sleeve	[mm <sup>2</sup> ]	0.25 - 0.5		
Conductor cross section AWG/kcmil		26 - 14		
Stripping length	[mm]	- 7		
Tightening torque	[Nm]	0.5 - 0.6 Nm		
Electrical parameters				
rated current / nominal cross section	[A] / [mm <sup>2</sup> ]	17.5 / 1.5		
Surge voltage category/degree of pollution		III/3	III / 2	II / 2
Rated insulation voltage	[V]	250	400	630
Rated surge voltage	[kV]	4	4	4
General data				
Type of insulation material / insulation material group		PA / I		
Flammability rating in accordance with UL 94		V0		
Certification data				
Note		More detailed information on the approval data can be found on our website.		

## COMBICON terminals S up to 1.5 mm<sup>2</sup> (16 AWG)

### Printed circuit board terminal, Screw connection with tension sleeve, Pitch: 5 mm

SMKDSP 1,5, Linear pinning



Dimensions	[mm]
Solder pin length [P]	3.5
Length [l]	13.4
Height [h]	18.6
Installed height	15.3



#### Ordering data

No. of pos.	Type	Item No.	Pcs./ Pkt.	Width w [mm]
2	SMKDSP 1,5/ 2	1733415	250	10
3	SMKDSP 1,5/ 3	1733428	250	15
4	SMKDSP 1,5/ 4	1733431	250	20
5	SMKDSP 1,5/ 5	1733444	250	25
6	SMKDSP 1,5/ 6	1733457	50	30
7	SMKDSP 1,5/ 7	1733460	50	35
8	SMKDSP 1,5/ 8	1733473	50	40
9	SMKDSP 1,5/ 9	1733486	50	45
10	SMKDSP 1,5/10	1733499	50	50
11	SMKDSP 1,5/11	1733509	50	55
12	SMKDSP 1,5/12	1733512	50	60
14	SMKDSP 1,5/14	1757536	50	70
16	SMKDSP 1,5/16	1757549	50	80

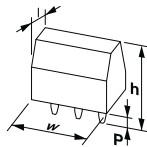


#### Technical data

Product Line		COMBICON Terminals S		
Connection capacity				
rigid / flexible	[mm <sup>2</sup> ]	0.14 - 2.5 / 0.14 - 1.5		
Flexible with ferrules without plastic sleeve	[mm <sup>2</sup> ]	0.25 - 1.5		
Flexible with ferrules with plastic sleeve	[mm <sup>2</sup> ]	0.25 - 1.5		
2 conductors with same cross section solid / stranded	[mm <sup>2</sup> ]	0.14 - 1 / 0.14 - 0.75		
2 conductors with same cross section, stranded, with ferrule without plastic sleeve	[mm <sup>2</sup> ]	0.25 - 0.5		
Conductor cross section AWG/kcmil		26 - 14		
Stripping length	[mm]	- 7		
Tightening torque	[Nm]	0.5 - 0.6 Nm		
Electrical parameters				
rated current / nominal cross section	[A] / [mm <sup>2</sup> ]	17.5 / 1.5		
Surge voltage category/degree of pollution		III/3	III / 2	II / 2
Rated insulation voltage	[V]	250	400	630
Rated surge voltage	[kV]	4	4	4
General data				
Type of insulation material / insulation material group		PA / I		
Flammability rating in accordance with UL 94		V0		
Certification data				
Note		More detailed information on the approval data can be found on our website.		

### Printed circuit board terminal, Screw connection with tension sleeve, Pitch: 5.08 mm

SMKDSP 1,5, Linear pinning



Dimensions	[mm]
Solder pin length [P]	3.5
Length [l]	13.4
Height [h]	18.8
Installed height	15.3



#### Ordering data

No. of pos.	Type	Item No.	Pcs./ Pkt.	Width w [mm]
2	SMKDSP 1,5/ 2-5,08	1733570	250	10.16
3	SMKDSP 1,5/ 3-5,08	1733583	250	15.24
4	SMKDSP 1,5/ 4-5,08	1733596	250	20.32
5	SMKDSP 1,5/ 5-5,08	1733606	250	25.4
6	SMKDSP 1,5/ 6-5,08	1733619	50	30.48
7	SMKDSP 1,5/ 7-5,08	1733622	50	35.56
8	SMKDSP 1,5/ 8-5,08	1733635	50	40.64
9	SMKDSP 1,5/ 9-5,08	1733648	50	45.72
10	SMKDSP 1,5/10-5,08	1733651	50	50.8
11	SMKDSP 1,5/11-5,08	1733664	50	55.88
12	SMKDSP 1,5/12-5,08	1733677	50	60.96
16	SMKDSP 1,5/16-5,08	1718168	50	81.28
24	SMKDSP 1,5/24-5,08	1991697	25	121.92

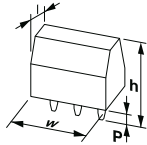


#### Technical data

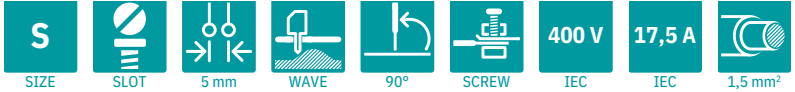
Product Line		COMBICON Terminals S		
Connection capacity				
rigid / flexible	[mm <sup>2</sup> ]	0.14 - 2.5 / 0.14 - 1.5		
Flexible with ferrules without plastic sleeve	[mm <sup>2</sup> ]	0.25 - 1.5		
Flexible with ferrules with plastic sleeve	[mm <sup>2</sup> ]	0.25 - 1.5		
2 conductors with same cross section solid / stranded	[mm <sup>2</sup> ]	0.14 - 1 / 0.14 - 0.75		
2 conductors with same cross section, stranded, with ferrule without plastic sleeve	[mm <sup>2</sup> ]	0.25 - 0.5		
Conductor cross section AWG/kcmil		26 - 14		
Stripping length	[mm]	- 7		
Tightening torque	[Nm]	0.5 - 0.6 Nm		
Electrical parameters				
rated current / nominal cross section	[A] / [mm <sup>2</sup> ]	17.5 / 1.5		
Surge voltage category/degree of pollution		III/3	III / 2	II / 2
Rated insulation voltage	[V]	250	400	630
Rated surge voltage	[kV]	4	4	4
General data				
Type of insulation material / insulation material group		PA / I		
Flammability rating in accordance with UL 94		V0		
Certification data				
Note		More detailed information on the approval data can be found on our website.		

Printed circuit board terminal, Screw connection with tension sleeve, Pitch: 5 mm

MKDSFW 1.5, Linear pinning



Dimensions	[mm]
Solder pin length [P]	5
Length [l]	15.5
Height [h]	16.2
Installed height	11.2



Ordering data

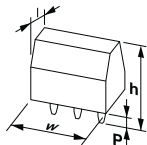
No. of pos.	Type	Item No.	Pcs./ Pkt.	Width w [mm]
2	MKDSFW 1,5/ 2	1717091	50	10
3	MKDSFW 1,5/ 3	1717088	50	15

Technical data

Product Line		COMBICON Terminals S		
Connection capacity				
rigid / flexible	[mm <sup>2</sup> ]	0.14 - 2.5 / 0.14 - 1.5		
Flexible with ferrules without plastic sleeve	[mm <sup>2</sup> ]	0.25 - 1.5		
Flexible with ferrules with plastic sleeve	[mm <sup>2</sup> ]	0.25 - 1.5		
2 conductors with same cross section solid / stranded	[mm <sup>2</sup> ]	0.14 - 1 / 0.14 - 0.75		
2 conductors with same cross section, stranded, with ferrule without plastic sleeve	[mm <sup>2</sup> ]	0.25 - 0.5		
Conductor cross section AWG/kcmil		26 - 14		
Stripping length	[mm]	- 8		
Tightening torque	[Nm]	0.5 - 0.6 Nm		
Electrical parameters				
rated current / nominal cross section	[A] / [mm <sup>2</sup> ]	17.5 / 1.5		
Surge voltage category/degree of pollution		III/3	III / 2	II / 2
Rated insulation voltage	[V]	250	400	630
Rated surge voltage	[kV]	4	4	4
General data				
Type of insulation material / insulation material group		PA / I		
Flammability rating in accordance with UL 94		V2		
Certification data				
Note		More detailed information on the approval data can be found on our website.		

Printed circuit board terminal, Screw connection with tension sleeve, Pitch: 5 mm

MKKDS 1.5, Linear pinning



Dimensions	[mm]
Solder pin length [P]	3.5
Length [l]	21.4
Height [h]	28.7
Installed height	25.2



Ordering data

No. of pos.	Type	Item No.	Pcs./ Pkt.	Width w [mm]
2	MKKDS 1,5/ 2	1725012	100	12.5
3	MKKDS 1,5/ 3	1725025	100	17.5

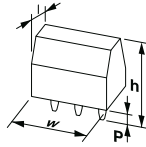
Technical data

Product Line		COMBICON Terminals S		
Connection capacity				
rigid / flexible	[mm <sup>2</sup> ]	0.14 - 2.5 / 0.14 - 1.5		
Flexible with ferrules without plastic sleeve	[mm <sup>2</sup> ]	0.25 - 1		
Flexible with ferrules with plastic sleeve	[mm <sup>2</sup> ]	0.25 - 1.5		
2 conductors with same cross section solid / stranded	[mm <sup>2</sup> ]	0.14 - 1 / 0.14 - 0.75		
2 conductors with same cross section, stranded, with ferrule without plastic sleeve	[mm <sup>2</sup> ]	0.25 - 0.5		
Conductor cross section AWG/kcmil		26 - 14		
Stripping length	[mm]	- 7		
Tightening torque	[Nm]	0.5 - 0.6 Nm		
Electrical parameters				
rated current / nominal cross section	[A] / [mm <sup>2</sup> ]	17.5 / 1.5		
Surge voltage category/degree of pollution		III/3	III / 2	II / 2
Rated insulation voltage	[V]	250	400	630
Rated surge voltage	[kV]	4	4	4
General data				
Type of insulation material / insulation material group		PA / I		
Flammability rating in accordance with UL 94		V0		
Certification data				
Note		More detailed information on the approval data can be found on our website.		

## COMBICON terminals S up to 1.5 mm<sup>2</sup> (16 AWG)

### Printed circuit board terminal, Screw connection with tension sleeve, Pitch: 5.08 mm

MKKDS 1,5, Linear pinning



Dimensions	[mm]
Solder pin length [P]	3.5
Length [l]	21.4
Height [h]	29.7
Installed height	25.2



#### Ordering data

No. of pos.	Type	Item No.	Pcs./ Pkt.	Width w [mm]
2	MKKDS 1,5/ 2-5,08	1725038	100	12.7
3	MKKDS 1,5/ 3-5,08	1725041	100	17.78

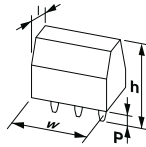


#### Technical data

Product Line		COMBICON Terminals S		
Connection capacity				
rigid / flexible	[mm <sup>2</sup> ]	0.14 - 2.5 / 0.14 - 1.5		
Flexible with ferrules without plastic sleeve	[mm <sup>2</sup> ]	0.25 - 1		
Flexible with ferrules with plastic sleeve	[mm <sup>2</sup> ]	0.25 - 1.5		
2 conductors with same cross section solid / stranded	[mm <sup>2</sup> ]	0.14 - 1 / 0.14 - 0.75		
2 conductors with same cross section, stranded, with ferrule without plastic sleeve	[mm <sup>2</sup> ]	0.25 - 0.5		
Conductor cross section AWG/kcmil		26 - 14		
Stripping length	[mm]	- 7		
Tightening torque	[Nm]	0.5 - 0.6 Nm		
Electrical parameters				
rated current / nominal cross section	[A] / [mm <sup>2</sup> ]	17.5 / 1.5		
Surge voltage category/degree of pollution		III/3	III / 2	II / 2
Rated insulation voltage	[V]	250	400	630
Rated surge voltage	[kV]	4	4	4
General data				
Type of insulation material / insulation material group		PA / I		
Flammability rating in accordance with UL 94		V0		
Certification data				
Note		More detailed information on the approval data can be found on our website.		

### Printed circuit board terminal, Screw connection with tension sleeve, Pitch: 5.08 mm

MK3DS 1,5, Linear pinning

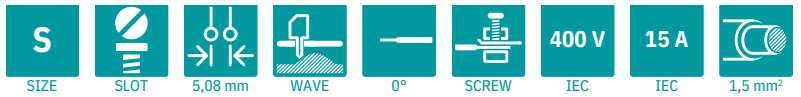


Dimensions	[mm]
Solder pin length [P]	3.5
Length [l]	32.25
Height [h]	40.1
Installed height	36.6



#### Ordering data

No. of pos.	Type	Item No.	Pcs./ Pkt.	Width w [mm]
2	MK3DS 1,5/ 2-5,08	1724013	100	12.7
3	MK3DS 1,5/ 3-5,08	1724026	100	17.78

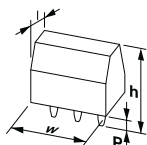


#### Technical data

Product Line		COMBICON Terminals S		
Connection capacity				
rigid / flexible	[mm <sup>2</sup> ]	0.14 - 2.5 / 0.14 - 1.5		
Flexible with ferrules without plastic sleeve	[mm <sup>2</sup> ]	0.25 - 1.5		
Flexible with ferrules with plastic sleeve	[mm <sup>2</sup> ]	0.25 - 1.5		
2 conductors with same cross section solid / stranded	[mm <sup>2</sup> ]	0.14 - 1 / 0.14 - 0.75		
2 conductors with same cross section, stranded, with ferrule without plastic sleeve	[mm <sup>2</sup> ]	0.25 - 0.5		
Conductor cross section AWG/kcmil		26 - 14		
Stripping length	[mm]	- 7		
Tightening torque	[Nm]	0.5 - 0.6 Nm		
Electrical parameters				
rated current / nominal cross section	[A] / [mm <sup>2</sup> ]	15 / 1.5		
Surge voltage category/degree of pollution		III/3	III / 2	II / 2
Rated insulation voltage	[V]	250	400	630
Rated surge voltage	[kV]	4	4	4
General data				
Type of insulation material / insulation material group		PA / I		
Flammability rating in accordance with UL 94		V0		
Certification data				
Note		More detailed information on the approval data can be found on our website.		

Printed circuit board terminal, Screw connection with tension sleeve, Pitch: 5.08 mm

MK4DS 1,5, Linear pinning



Dimensions	[mm]
Solder pin length [P]	3.5
Length [l]	42.9
Height [h]	51.5
Installed height	48

<b>S</b> SIZE	 SLOT	 5,08 mm	 WAVE	 0°	 SCREW	<b>400 V</b> IEC	<b>15 A</b> IEC	 1,5 mm <sup>2</sup>
------------------	----------	-------------	----------	--------	-----------	---------------------	--------------------	-------------------------



Ordering data

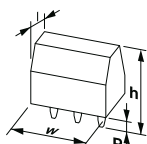
No. of pos.	Type	Item No.	Pcs./ Pkt.	Width w [mm]
2	MK4DS 1,5/ 2-5,08	1868827	50	12.65
3	MK4DS 1,5/ 3-5,08	1868830	50	17.73

Technical data

Product Line		COMBICON Terminals S		
Connection capacity				
rigid / flexible	[mm <sup>2</sup> ]	0.14 - 2.5 / 0.14 - 1.5		
Flexible with ferrules without plastic sleeve	[mm <sup>2</sup> ]	0.25 - 1.5		
Flexible with ferrules with plastic sleeve	[mm <sup>2</sup> ]	0.25 - 1.5		
2 conductors with same cross section solid / stranded	[mm <sup>2</sup> ]	0.14 - 1 / 0.14 - 0.75		
2 conductors with same cross section, stranded, with ferrule without plastic sleeve	[mm <sup>2</sup> ]	0.25 - 0.5		
Conductor cross section AWG/kcmil		26 - 14		
Stripping length		[mm]	- 7	
Tightening torque		[Nm]	0.5 - 0.6 Nm	
Electrical parameters				
rated current / nominal cross section		[A] / [mm <sup>2</sup> ]	15 / 1.5	
Surge voltage category/degree of pollution			III/3	III / 2
Rated insulation voltage		[V]	250	400
Rated surge voltage		[kV]	4	4
General data				
Type of insulation material / insulation material group		PA / I		
Flammability rating in accordance with UL 94		V0		
Certification data				
Note		More detailed information on the approval data can be found on our website.		

Printed circuit board terminal, Screw connection with tension sleeve, Pitch: 7.62 mm

GMKDSN 1,5, Linear pinning



Dimensions	[mm]
Solder pin length [P]	3.5
Length [l]	8.1
Height [h]	13.5
Installed height	10

<b>S</b> SIZE	 SLOT	 7,62 mm	 WAVE	 0°	 SCREW	<b>630 V</b> IEC	<b>16 A</b> IEC	 1,5 mm <sup>2</sup>
------------------	----------	-------------	----------	--------	-----------	---------------------	--------------------	-------------------------



Ordering data

No. of pos.	Type	Item No.	Pcs./ Pkt.	Width w [mm]
2	GMKDSN 1,5/ 2-7,62	1707027	180	15.24
3	GMKDSN 1,5/ 3-7,62	1707030	120	22.86

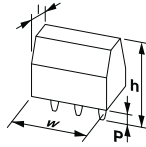
Technical data

Product Line		COMBICON Terminals S		
Connection capacity				
rigid / flexible	[mm <sup>2</sup> ]	0.14 - 1.5 / 0.14 - 1.5		
Flexible with ferrules without plastic sleeve	[mm <sup>2</sup> ]	0.25 - 1.5		
Flexible with ferrules with plastic sleeve	[mm <sup>2</sup> ]	0.25 - 1.5		
2 conductors with same cross section solid / stranded	[mm <sup>2</sup> ]	0.14 - 0.75 / 0.14 - 0.75		
2 conductors with same cross section, stranded, with ferrule without plastic sleeve	[mm <sup>2</sup> ]	0.25 - 0.5		
Conductor cross section AWG/kcmil		26 - 16		
Stripping length		[mm]	- 6	
Tightening torque		[Nm]	0.5 - 0.6 Nm	
Electrical parameters				
rated current / nominal cross section		[A] / [mm <sup>2</sup> ]	16 / 1.5	
Surge voltage category/degree of pollution			III/3	III / 2
Rated insulation voltage		[V]	400	630
Rated surge voltage		[kV]	6	6
General data				
Type of insulation material / insulation material group		PA / I		
Flammability rating in accordance with UL 94		V0		
Certification data				
Note		More detailed information on the approval data can be found on our website.		

## COMBICON terminals S up to 1.5 mm<sup>2</sup> (16 AWG)

### Printed circuit board terminal, Screw connection with tension sleeve, Pitch: 7.62 mm

GSMKDSN 1,5, Linear pinning



Dimensions	[mm]
Solder pin length [P]	3.5
Length [l]	12
Height [h]	14.5
Installed height	11



#### Ordering data

No. of pos.	Type	Item No.	Pcs./ Pkt.	Width w [mm]
2	GSMKDSN 1,5/ 2-7,62	1718605	50	15.24
3	GSMKDSN 1,5/ 3-7,62	1718618	50	22.86
4	GSMKDSN 1,5/ 4-7,62	1718621	50	30.48
5	GSMKDSN 1,5/ 5-7,62	1718634	50	38.1
6	GSMKDSN 1,5/ 6-7,62	1718647	50	45.72
7	GSMKDSN 1,5/ 7-7,62	1718650	50	53.34
8	GSMKDSN 1,5/ 8-7,62	1718663	50	60.96
9	GSMKDSN 1,5/ 9-7,62	1718676	50	68.58
10	GSMKDSN 1,5/10-7,62	1718689	50	76.2

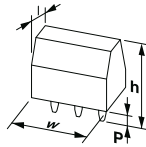


#### Technical data

Product Line		COMBICON Terminals S		
Connection capacity				
rigid / flexible	[mm <sup>2</sup> ]	0.14 - 1.5 / 0.14 - 1.5		
Flexible with ferrules without plastic sleeve	[mm <sup>2</sup> ]	0.25 - 1.5		
Flexible with ferrules with plastic sleeve	[mm <sup>2</sup> ]	0.25 - 1.5		
2 conductors with same cross section solid / stranded	[mm <sup>2</sup> ]	0.14 - 0.75 / 0.14 - 0.75		
2 conductors with same cross section, stranded, with ferrule without plastic sleeve	[mm <sup>2</sup> ]	0.25 - 0.5		
Conductor cross section AWG/kcmil		26 - 16		
Stripping length		[mm]	- 6	
Tightening torque		[Nm]	0.5 - 0.6 Nm	
Electrical parameters				
rated current / nominal cross section	[A] / [mm <sup>2</sup> ]	16 / 1.5		
Surge voltage category/degree of pollution		III/3	III / 2	II / 2
Rated insulation voltage	[V]	500	630	1000
Rated surge voltage	[kV]	6	6	6
General data				
Type of insulation material / insulation material group		PA / I		
Flammability rating in accordance with UL 94		V2		
Certification data				
Note		More detailed information on the approval data can be found on our website.		

### Printed circuit board terminal, Screw connection with tension sleeve, Pitch: 7.5 mm

GMKDS 1,5, Linear pinning



Dimensions	[mm]
Solder pin length [P]	3.5
Length [l]	9.8
Height [h]	17.3
Installed height	13.8



#### Ordering data

No. of pos.	Type	Item No.	Pcs./ Pkt.	Width w [mm]
2	GMKDS 1,5/ 2	1717020	250	15
3	GMKDS 1,5/ 3	1717033	250	22.5



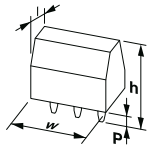
#### Technical data

Product Line		COMBICON Terminals S		
Connection capacity				
rigid / flexible	[mm <sup>2</sup> ]	0.14 - 1.5 / 0.14 - 1.5		
Flexible with ferrules without plastic sleeve	[mm <sup>2</sup> ]	0.25 - 1		
Flexible with ferrules with plastic sleeve	[mm <sup>2</sup> ]	0.25 - 1		
2 conductors with same cross section solid / stranded	[mm <sup>2</sup> ]	0.14 - 1 / 0.14 - 0.75		
2 conductors with same cross section, stranded, with ferrule without plastic sleeve	[mm <sup>2</sup> ]	0.25 - 0.5		
Conductor cross section AWG/kcmil		26 - 16		
Stripping length		[mm]	- 6.5	
Tightening torque		[Nm]	0.5 - 0.6 Nm	
Electrical parameters				
rated current / nominal cross section	[A] / [mm <sup>2</sup> ]	17.5 / 1.5		
Surge voltage category/degree of pollution		III/3	III / 2	II / 2
Rated insulation voltage	[V]	500	630	1000
Rated surge voltage	[kV]	6	6	6
General data				
Type of insulation material / insulation material group		PA / I		
Flammability rating in accordance with UL 94		V0		
Certification data				
Note		More detailed information on the approval data can be found on our website.		



Printed circuit board terminal, Screw connection with tension sleeve, Pitch: 7.62 mm

GMKDS 1,5, Linear pinning



Dimensions	[mm]
Solder pin length [P]	3.5
Length [l]	9.8
Height [h]	17.3
Installed height	13.8



Ordering data

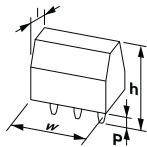
No. of pos.	Type	Item No.	Pcs./ Pkt.	Width w [mm]
2	GMKDS 1,5/ 2-7,62	1717729	250	15.24
3	GMKDS 1,5/ 3-7,62	1717732	250	22.86

Technical data

Product Line		COMBICON Terminals S		
Connection capacity				
rigid / flexible	[mm <sup>2</sup> ]	0.14 - 1.5 / 0.14 - 1.5		
Flexible with ferrules without plastic sleeve	[mm <sup>2</sup> ]	0.25 - 1		
Flexible with ferrules with plastic sleeve	[mm <sup>2</sup> ]	0.25 - 1		
2 conductors with same cross section solid / stranded	[mm <sup>2</sup> ]	0.14 - 1 / 0.14 - 0.75		
2 conductors with same cross section, stranded, with ferrule without plastic sleeve	[mm <sup>2</sup> ]	0.25 - 0.5		
Conductor cross section AWG/kcmil		26 - 16		
Stripping length	[mm]	- 6.5		
Tightening torque	[Nm]	0.5 - 0.6 Nm		
Electrical parameters				
rated current / nominal cross section	[A] / [mm <sup>2</sup> ]	17.5 / 1.5		
Surge voltage category/degree of pollution		III/3	III / 2	II / 2
Rated insulation voltage	[V]	500	630	1000
Rated surge voltage	[kV]	6	6	6
General data				
Type of insulation material / insulation material group		PA / I		
Flammability rating in accordance with UL 94		V0		
Certification data				
Note		More detailed information on the approval data can be found on our website.		

Printed circuit board terminal, Screw connection with tension sleeve, Pitch: 7.5 mm

GSMKDSP 1,5, Linear pinning



Dimensions	[mm]
Solder pin length [P]	3.5
Length [l]	13.4
Height [h]	19.5
Installed height	16



Ordering data

No. of pos.	Type	Item No.	Pcs./ Pkt.	Width w [mm]
2	GSMKDSP 1,5/ 2	1718029	250	15
3	GSMKDSP 1,5/ 3	1718032	250	22.5

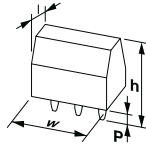
Technical data

Product Line		COMBICON Terminals S		
Connection capacity				
rigid / flexible	[mm <sup>2</sup> ]	0.14 - 2.5 / 0.14 - 1.5		
Flexible with ferrules without plastic sleeve	[mm <sup>2</sup> ]	0.25 - 1.5		
Flexible with ferrules with plastic sleeve	[mm <sup>2</sup> ]	0.25 - 1.5		
2 conductors with same cross section solid / stranded	[mm <sup>2</sup> ]	0.14 - 1 / 0.14 - 0.75		
2 conductors with same cross section, stranded, with ferrule without plastic sleeve	[mm <sup>2</sup> ]	0.25 - 0.5		
Conductor cross section AWG/kcmil		26 - 14		
Stripping length	[mm]	- 7		
Tightening torque	[Nm]	0.5 - 0.6 Nm		
Electrical parameters				
rated current / nominal cross section	[A] / [mm <sup>2</sup> ]	17.5 / 1.5		
Surge voltage category/degree of pollution		III/3	III / 2	II / 2
Rated insulation voltage	[V]	500	630	1000
Rated surge voltage	[kV]	6	6	6
General data				
Type of insulation material / insulation material group		PA / I		
Flammability rating in accordance with UL 94		V0		
Certification data				
Note		More detailed information on the approval data can be found on our website.		

## COMBICON terminals S up to 1.5 mm<sup>2</sup> (16 AWG)

### Printed circuit board terminal, Screw connection with tension sleeve, Pitch: 7.62 mm

GSMKDSP 1,5, Linear pinning



Dimensions	[mm]
Solder pin length [P]	3.5
Length [l]	13.4
Height [h]	19.5
Installed height	16



#### Ordering data

No. of pos.	Type	Item No.	Pcs./ Pkt.	Width w [mm]
2	GSMKDSP 1,5/ 2-7,62	1718728	250	15.24
3	GSMKDSP 1,5/ 3-7,62	1718731	250	22.86

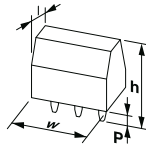


#### Technical data

Product Line		COMBICON Terminals S		
Connection capacity				
rigid / flexible	[mm <sup>2</sup> ]	0.14 - 2.5 / 0.14 - 1.5		
Flexible with ferrules without plastic sleeve	[mm <sup>2</sup> ]	0.25 - 1.5		
Flexible with ferrules with plastic sleeve	[mm <sup>2</sup> ]	0.25 - 1.5		
2 conductors with same cross section solid / stranded	[mm <sup>2</sup> ]	0.14 - 1 / 0.14 - 0.75		
2 conductors with same cross section, stranded, with ferrule without plastic sleeve	[mm <sup>2</sup> ]	0.25 - 0.5		
Conductor cross section AWG/kcmil		26 - 14		
Stripping length	[mm]	- 7		
Tightening torque	[Nm]	0.5 - 0.6 Nm		
Electrical parameters				
rated current / nominal cross section	[A] / [mm <sup>2</sup> ]	17.5 / 1.5		
Surge voltage category/degree of pollution		III/3	III / 2	II / 2
Rated insulation voltage	[V]	500	630	1000
Rated surge voltage	[kV]	6	6	6
General data				
Type of insulation material / insulation material group		PA / I		
Flammability rating in accordance with UL 94		V0		
Certification data				
Note		More detailed information on the approval data can be found on our website.		

### Printed circuit board terminal, Push-in spring connection, Pitch: 3.5 mm

PTSA 1,5, Linear front pinning



Dimensions	[mm]
Solder pin length [P]	3.5
Length [l]	12
Height [h]	16.7
Installed height	13.1



#### Ordering data

No. of pos.	Type	Item No.	Pcs./ Pkt.	Width w [mm]
2	PTSA 1,5/ 2-3,5-F	1984963	420	8,5
3	PTSA 1,5/ 3-3,5-F	1984976	300	12
4	PTSA 1,5/ 4-3,5-F	1984989	220	15.5
5	PTSA 1,5/ 5-3,5-F	1984992	180	19
6	PTSA 1,5/ 6-3,5-F	1985001	160	22.5
7	PTSA 1,5/ 7-3,5-F	1985014	140	26
8	PTSA 1,5/ 8-3,5-F	1985027	120	29.5
9	PTSA 1,5/ 9-3,5-F	1985030	100	33
10	PTSA 1,5/10-3,5-F	1985043	100	36.5
11	PTSA 1,5/11-3,5-F	1985056	80	40
12	PTSA 1,5/12-3,5-F	1985069	80	43.5
13	PTSA 1,5/13-3,5-F	1985072	60	47
14	PTSA 1,5/14-3,5-F	1985085	60	50.5
15	PTSA 1,5/15-3,5-F	1985098	60	54
16	PTSA 1,5/16-3,5-F	1985108	60	57.5

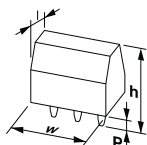
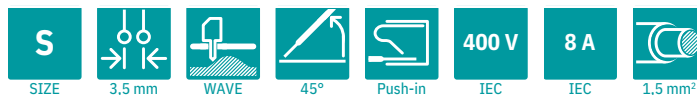


#### Technical data

Product Line		COMBICON Terminals S		
Connection capacity				
rigid / flexible	[mm <sup>2</sup> ]	0.2 - 1.5 / 0.2 - 1.5		
Flexible with ferrules without plastic sleeve	[mm <sup>2</sup> ]	0.25 - 1		
Flexible with ferrules with plastic sleeve	[mm <sup>2</sup> ]	0.25 - 0.5		
Conductor cross section AWG/kcmil		24 - 16		
Stripping length	[mm]	- 9		
Electrical parameters				
rated current / nominal cross section	[A] / [mm <sup>2</sup> ]	8 / 1.5		
Surge voltage category/degree of pollution		III/3	III / 2	II / 2
Rated insulation voltage	[V]	200	250	400
Rated surge voltage	[kV]	2.5	2.5	2.5
General data				
Type of insulation material / insulation material group		PA / I		
Flammability rating in accordance with UL 94		V0		
Certification data				
Note		More detailed information on the approval data can be found on our website.		

Printed circuit board terminal, Push-in spring connection, Pitch: 3.5 mm

PTSA 1,5, Zigzag pinning W



Dimensions	[mm]
Solder pin length [P]	3.5
Length [l]	12
Height [h]	16.7
Installed height	13.1



Ordering data

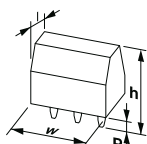
No. of pos.	Type	Item No.	Pcs./ Pkt.	Width w [mm]
2	PTSA 1,5/ 2-3,5-Z	1985195	420	8.5
3	PTSA 1,5/ 3-3,5-Z	1985205	300	12
4	PTSA 1,5/ 4-3,5-Z	1985218	220	15.5
5	PTSA 1,5/ 5-3,5-Z	1985221	180	19
6	PTSA 1,5/ 6-3,5-Z	1985234	160	22.5
7	PTSA 1,5/ 7-3,5-Z	1985247	140	26
8	PTSA 1,5/ 8-3,5-Z	1985250	120	29.5
9	PTSA 1,5/ 9-3,5-Z	1985263	100	33
10	PTSA 1,5/10-3,5-Z	1985276	100	36.5
11	PTSA 1,5/11-3,5-Z	1985289	80	40
12	PTSA 1,5/12-3,5-Z	1985292	80	43.5
13	PTSA 1,5/13-3,5-Z	1985302	60	47
14	PTSA 1,5/14-3,5-Z	1985315	60	50.5
15	PTSA 1,5/15-3,5-Z	1985328	60	54
16	PTSA 1,5/16-3,5-Z	1985331	60	57.5

Technical data

Product Line		COMBICON Terminals S		
Connection capacity				
rigid / flexible	[mm <sup>2</sup> ]	0.2 - 1.5 / 0.2 - 1.5		
Flexible with ferrules without plastic sleeve	[mm <sup>2</sup> ]	0.25 - 1		
Flexible with ferrules with plastic sleeve	[mm <sup>2</sup> ]	0.25 - 0.5		
Conductor cross section AWG/kcmil		24 - 16		
Stripping length	[mm]	- 9		
Electrical parameters				
rated current / nominal cross section	[A] / [mm <sup>2</sup> ]	8 / 1.5		
Surge voltage category/degree of pollution		III/3	III / 2	II / 2
Rated insulation voltage	[V]	250	400	630
Rated surge voltage	[kV]	4	4	4
General data				
Type of insulation material / insulation material group		PA / I		
Flammability rating in accordance with UL 94		V0		
Certification data				
Note		More detailed information on the approval data can be found on our website.		

Printed circuit board terminal, Push-in spring connection, Pitch: 3.5 mm

PTDA 1,5/, Linear pinning



Dimensions	[mm]
Solder pin length [P]	3.5
Length [l]	16
Height [h]	19.5
Installed height	16



Ordering data

No. of pos.	Type	Item No.	Pcs./ Pkt.	Width w [mm]
2	PTDA 1,5/ 2-3,5	1724912	50	8.4
3	PTDA 1,5/ 3-3,5	1724925	50	11.9
4	PTDA 1,5/ 4-3,5	1724938	50	15.4
5	PTDA 1,5/ 5-3,5	1724951	50	18.9
6	PTDA 1,5/ 6-3,5	1724964	50	22.4
7	PTDA 1,5/ 7-3,5	1724977	50	25.9
8	PTDA 1,5/ 8-3,5	1724996	50	29.4
9	PTDA 1,5/ 9-3,5	1725003	50	32.9
10	PTDA 1,5/10-3,5	1725016	50	36.4
11	PTDA 1,5/11-3,5	1725029	50	39.9
12	PTDA 1,5/12-3,5	1725042	50	43.4
13	PTDA 1,5/13-3,5	1725055	50	46.9
14	PTDA 1,5/14-3,5	1725068	50	50.4
15	PTDA 1,5/15-3,5	1725081	50	53.9
16	PTDA 1,5/16-3,5	1725094	50	57.4

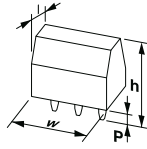

Technical data

Product Line		COMBICON Terminals S		
Connection capacity				
rigid / flexible	[mm <sup>2</sup> ]	0.2 - 1.5 / 0.2 - 1.5		
Flexible with ferrules without plastic sleeve	[mm <sup>2</sup> ]	0.5 - 1.5		
Flexible with ferrules with plastic sleeve	[mm <sup>2</sup> ]	0.5 - 0.5		
Conductor cross section AWG/kcmil		24 - 16		
Stripping length	[mm]	- 10		
Electrical parameters				
rated current / nominal cross section	[A] / [mm <sup>2</sup> ]	17.5 / 1.5		
Surge voltage category/degree of pollution		III/3	III / 2	II / 2
Rated insulation voltage	[V]	200	240	400
Rated surge voltage	[kV]	2.5	2.5	2.5
General data				
Type of insulation material / insulation material group		PA / I		
Flammability rating in accordance with UL 94		V0		
Certification data				
Note		More detailed information on the approval data can be found on our website.		

## COMBICON terminals S up to 1.5 mm<sup>2</sup> (16 AWG)

### Printed circuit board terminal, Push-in spring connection, Pitch: 3.5 mm

SPT 1,5/...-H-THR, Linear pinning

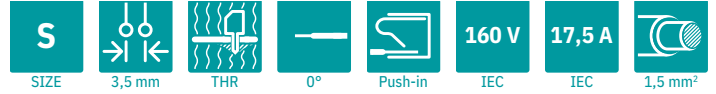


Dimensions	[mm]
Solder pin length [P]	2.6
Length [l]	13.7
Height [h]	10.3
Installed height	7.7



#### Ordering data

No. of pos.	Type	Item No.	Pcs./ Pkt.	Width w [mm]
2	SPT-THR 1,5/ 2-H-3,5 P26	1822752	350	7.5
3	SPT-THR 1,5/ 3-H-3,5 P26	1822765	240	11
4	SPT-THR 1,5/ 4-H-3,5 P26	1822778	170	14.5
5	SPT-THR 1,5/ 5-H-3,5 P26	1822781	150	18
6	SPT-THR 1,5/ 6-H-3,5 P26	1822794	110	21.5
7	SPT-THR 1,5/ 7-H-3,5 P26	1822804	110	25
8	SPT-THR 1,5/ 8-H-3,5 P26	1822817	80	28.5
9	SPT-THR 1,5/ 9-H-3,5 P26	1822820	60	32
10	SPT-THR 1,5/10-H-3,5 P26	1822833	60	35.5
11	SPT-THR 1,5/11-H-3,5 P26	1822846	60	39
12	SPT-THR 1,5/12-H-3,5 P26	1822859	60	42.5

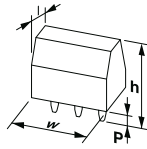


#### Technical data

Product Line		COMBICON Terminals S		
Connection capacity				
rigid / flexible	[mm <sup>2</sup> ]	0.2 - 1.5 / 0.2 - 1.5		
Flexible with ferrules without plastic sleeve	[mm <sup>2</sup> ]	0.2 - 1.5		
Flexible with ferrules with plastic sleeve	[mm <sup>2</sup> ]	0.2 - 0.75		
Conductor cross section AWG/kcmil		24 - 16		
Stripping length	[mm]	- 8		
Electrical parameters				
rated current / nominal cross section	[A] / [mm <sup>2</sup> ]	17.5 / 1.5		
Surge voltage category/degree of pollution		III/3	III / 2	II / 2
Rated insulation voltage	[V]	160	160	320
Rated surge voltage	[kV]	2.5	2.5	2.5
General data				
Type of insulation material / insulation material group		LCP / IIIa		
Flammability rating in accordance with UL 94		V0		
Certification data				
Note		More detailed information on the approval data can be found on our website.		

### Printed circuit board terminal, Push-in spring connection, Pitch: 3.5 mm

SPT 1,5/...-H-THR, Linear pinning



Dimensions	[mm]
Solder pin length [P]	2
Length [l]	13.6
Height [h]	9.7
Installed height	7.7



#### Ordering data

No. of pos.	Type	Item No.	Pcs./ Pkt.	Width w [mm]
2	SPT-THR 1,5/ 2-H-3,5 P20 R24	1823638	250	7.5
3	SPT-THR 1,5/ 3-H-3,5 P20 R32	1823641	250	11
4	SPT-THR 1,5/ 4-H-3,5 P20 R32	1823654	250	14.5
5	SPT-THR 1,5/ 5-H-3,5 P20 R32	1823667	250	19
6	SPT-THR 1,5/ 6-H-3,5 P20 R44	1823670	250	21.5
7	SPT-THR 1,5/ 7-H-3,5 P20 R44	1823683	250	25
8	SPT-THR 1,5/ 8-H-3,5 P20 R44	1823696	250	28.5
9	SPT-THR 1,5/ 9-H-3,5 P20 R72	1823706	250	32
10	SPT-THR 1,5/10-H-3,5 P20 R72	1823719	250	35.5
11	SPT-THR 1,5/11-H-3,5 P20 R72	1823722	250	39
12	SPT-THR 1,5/12-H-3,5 P20 R72	1823735	250	42.5

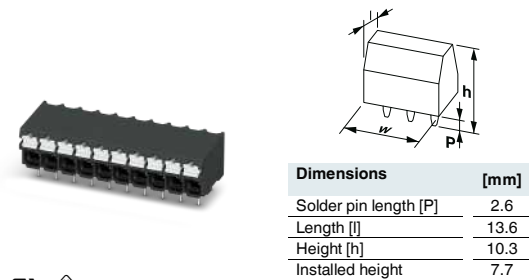


#### Technical data

Product Line		COMBICON Terminals S		
Connection capacity				
rigid / flexible	[mm <sup>2</sup> ]	0.2 - 1.5 / 0.2 - 1.5		
Flexible with ferrules without plastic sleeve	[mm <sup>2</sup> ]	0.2 - 1.5		
Flexible with ferrules with plastic sleeve	[mm <sup>2</sup> ]	0.2 - 0.75		
Conductor cross section AWG/kcmil		24 - 16		
Stripping length	[mm]	- 8		
Electrical parameters				
rated current / nominal cross section	[A] / [mm <sup>2</sup> ]	17.5 / 1.5		
Surge voltage category/degree of pollution		III/3	III / 2	II / 2
Rated insulation voltage	[V]	160	160	320
Rated surge voltage	[kV]	2.5	2.5	2.5
General data				
Type of insulation material / insulation material group		LCP / IIIa		
Flammability rating in accordance with UL 94		V0		
Certification data				
Note		More detailed information on the approval data can be found on our website.		

Printed circuit board terminal, Push-in spring connection, Pitch: 3.81 mm

SPT 1,5/..-H-THR, Linear pinning

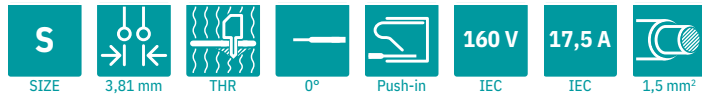


Dimensions	[mm]
Solder pin length [P]	2.6
Length [l]	13.6
Height [h]	10.3
Installed height	7.7



Ordering data

No. of pos.	Type	Item No.	Pcs./ Pkt.	Width w [mm]
2	SPT-THR 1,5/ 2-H-3,81 P26	1822862	350	7.81
3	SPT-THR 1,5/ 3-H-3,81 P26	1822875	220	11.62
4	SPT-THR 1,5/ 4-H-3,81 P26	1822888	170	15.43
5	SPT-THR 1,5/ 5-H-3,81 P26	1822891	130	19.24
6	SPT-THR 1,5/ 6-H-3,81 P26	1822901	110	23.05
7	SPT-THR 1,5/ 7-H-3,81 P26	1822914	80	24.86
8	SPT-THR 1,5/ 8-H-3,81 P26	1822927	80	30.67
9	SPT-THR 1,5/ 9-H-3,81 P26	1822930	60	34.48
10	SPT-THR 1,5/10-H-3,81 P26	1822943	60	38.29
11	SPT-THR 1,5/11-H-3,81 P26	1822956	60	42.1
12	SPT-THR 1,5/12-H-3,81 P26	1822969	40	45.91

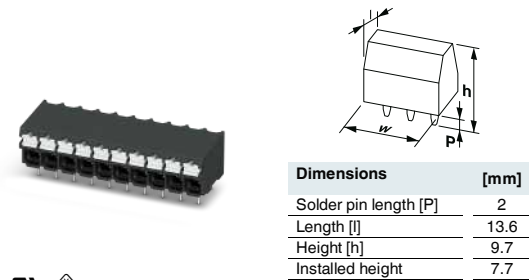


Technical data

Product Line		COMBICON Terminals S		
Connection capacity				
rigid / flexible	[mm <sup>2</sup> ]	0.2 - 1.5 / 0.2 - 1.5		
Flexible with ferrules without plastic sleeve	[mm <sup>2</sup> ]	0.2 - 1.5		
Flexible with ferrules with plastic sleeve	[mm <sup>2</sup> ]	0.2 - 0.75		
Conductor cross section AWG/kcmil		24 - 16		
Stripping length	[mm]	- 8		
Electrical parameters				
rated current / nominal cross section	[A] / [mm <sup>2</sup> ]	17.5 / 1.5		
Surge voltage category/degree of pollution		III/3	III / 2	II / 2
Rated insulation voltage	[V]	160	160	320
Rated surge voltage	[kV]	2.5	2.5	2.5
General data				
Type of insulation material / insulation material group		LCP / IIIa		
Flammability rating in accordance with UL 94		V0		
Certification data				
Note		More detailed information on the approval data can be found on our website.		

Printed circuit board terminal, Push-in spring connection, Pitch: 3.81 mm

SPT 1,5/..-H-THR, Linear pinning



Dimensions	[mm]
Solder pin length [P]	2
Length [l]	13.6
Height [h]	9.7
Installed height	7.7



Ordering data

No. of pos.	Type	Item No.	Pcs./ Pkt.	Width w [mm]
2	SPT-THR 1,5/ 2-H-3,81 P20 R24	1823748	250	7.81
3	SPT-THR 1,5/ 3-H-3,81 P20 R32	1823751	250	11.62
4	SPT-THR 1,5/ 4-H-3,81 P20 R32	1823764	250	15.43
5	SPT-THR 1,5/ 5-H-3,81 P20 R32	1823777	250	19.24
6	SPT-THR 1,5/ 6-H-3,81 P20 R44	1823780	250	23.05
7	SPT-THR 1,5/ 7-H-3,81 P20 R44	1823793	250	26.86
8	SPT-THR 1,5/ 8-H-3,81 P20 R44	1823803	250	30.67
9	SPT-THR 1,5/ 9-H-3,81 P20 R72	1823816	250	34.48
10	SPT-THR 1,5/10-H-3,81 P20 R72	1823829	250	38.29
11	SPT-THR 1,5/11-H-3,81 P20 R72	1823832	250	42.1
12	SPT-THR 1,5/12-H-3,81 P20 R72	1823845	250	45.91



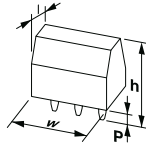
Technical data

Product Line		COMBICON Terminals S		
Connection capacity				
rigid / flexible	[mm <sup>2</sup> ]	0.2 - 1.5 / 0.2 - 1.5		
Flexible with ferrules without plastic sleeve	[mm <sup>2</sup> ]	0.2 - 1.5		
Flexible with ferrules with plastic sleeve	[mm <sup>2</sup> ]	0.2 - 0.75		
Conductor cross section AWG/kcmil		24 - 16		
Stripping length	[mm]	- 8		
Electrical parameters				
rated current / nominal cross section	[A] / [mm <sup>2</sup> ]	17.5 / 1.5		
Surge voltage category/degree of pollution		III/3	III / 2	II / 2
Rated insulation voltage	[V]	160	160	320
Rated surge voltage	[kV]	2.5	2.5	2.5
General data				
Type of insulation material / insulation material group		LCP / IIIa		
Flammability rating in accordance with UL 94		V0		
Certification data				
Note		More detailed information on the approval data can be found on our website.		

## COMBICON terminals S up to 1.5 mm<sup>2</sup> (16 AWG)

### Printed circuit board terminal, Push-in spring connection, Pitch: 3.5 mm

SPT 1,5/...-V-THR, Linear pinning

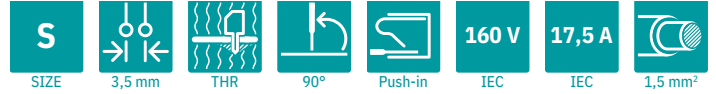


Dimensions	[mm]
Solder pin length [P]	2.6
Length [l]	7.7
Height [h]	16.2
Installed height	13.6



#### Ordering data

No. of pos.	Type	Item No.	Pcs./ Pkt.	Width w [mm]
2	SPT-THR 1,5/ 2-V-3,5 P26	1822312	540	7.5
3	SPT-THR 1,5/ 3-V-3,5 P26	1822325	350	11
4	SPT-THR 1,5/ 4-V-3,5 P26	1822338	250	14.5
5	SPT-THR 1,5/ 5-V-3,5 P26	1822341	220	18
6	SPT-THR 1,5/ 6-V-3,5 P26	1822354	160	21.5
7	SPT-THR 1,5/ 7-V-3,5 P26	1822367	160	25
8	SPT-THR 1,5/ 8-V-3,5 P26	1822370	120	28.5
9	SPT-THR 1,5/ 9-V-3,5 P26	1822383	120	32
10	SPT-THR 1,5/10-V-3,5 P26	1822396	90	35.5
11	SPT-THR 1,5/11-V-3,5 P26	1822406	90	39
12	SPT-THR 1,5/12-V-3,5 P26	1822419	90	42.5

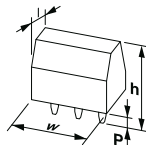


#### Technical data

Product Line		COMBICON Terminals S		
Connection capacity				
rigid / flexible	[mm <sup>2</sup> ]	0.2 - 1.5 / 0.2 - 1.5		
Flexible with ferrules without plastic sleeve	[mm <sup>2</sup> ]	0.2 - 1.5		
Flexible with ferrules with plastic sleeve	[mm <sup>2</sup> ]	0.2 - 0.75		
Conductor cross section AWG/kcmil		24 - 16		
Stripping length	[mm]	- 8		
Electrical parameters				
rated current / nominal cross section	[A] / [mm <sup>2</sup> ]	17.5 / 1.5		
Surge voltage category/degree of pollution		III/3	III / 2	II / 2
Rated insulation voltage	[V]	160	160	320
Rated surge voltage	[kV]	2.5	2.5	2.5
General data				
Type of insulation material / insulation material group		LCP / IIIa		
Flammability rating in accordance with UL 94		V0		
Certification data				
Note		More detailed information on the approval data can be found on our website.		

### Printed circuit board terminal, Push-in spring connection, Pitch: 3.5 mm

SPT 1,5/...-V-THR, Linear pinning

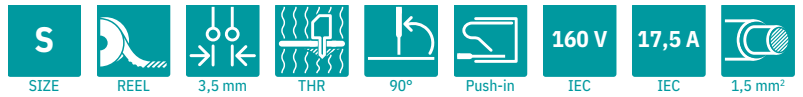


Dimensions	[mm]
Solder pin length [P]	2
Length [l]	7.7
Height [h]	15.6
Installed height	13.6



#### Ordering data

No. of pos.	Type	Item No.	Pcs./ Pkt.	Width w [mm]
2	SPT-THR 1,5/ 2-V-3,5 P20 R24	1823191	200	7.5
3	SPT-THR 1,5/ 3-V-3,5 P20 R24	1823201	200	11
4	SPT-THR 1,5/ 4-V-3,5 P20 R44	1823214	200	14.5
5	SPT-THR 1,5/ 5-V-3,5 P20 R44	1823227	200	18
6	SPT-THR 1,5/ 6-V-3,5 P20 R44	1823230	200	21.5
7	SPT-THR 1,5/ 7-V-3,5 P20 R44	1823243	200	25
8	SPT-THR 1,5/ 8-V-3,5 P20 R72	1823256	200	28.5
9	SPT-THR 1,5/ 9-V-3,5 P20 R72	1823269	200	32
10	SPT-THR 1,5/10-V-3,5 P20 R72	1823272	200	35.5
11	SPT-THR 1,5/11-V-3,5 P20 R72	1823285	200	39
12	SPT-THR 1,5/12-V-3,5 P20 R72	1823298	200	42.5

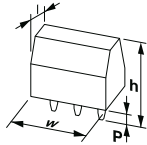


#### Technical data

Product Line		COMBICON Terminals S		
Connection capacity				
rigid / flexible	[mm <sup>2</sup> ]	0.2 - 1.5 / 0.2 - 1.5		
Flexible with ferrules without plastic sleeve	[mm <sup>2</sup> ]	0.2 - 1.5		
Flexible with ferrules with plastic sleeve	[mm <sup>2</sup> ]	0.2 - 0.75		
Conductor cross section AWG/kcmil		24 - 16		
Stripping length	[mm]	- 8		
Electrical parameters				
rated current / nominal cross section	[A] / [mm <sup>2</sup> ]	17.5 / 1.5		
Surge voltage category/degree of pollution		III/3	III / 2	II / 2
Rated insulation voltage	[V]	160	160	320
Rated surge voltage	[kV]	2.5	2.5	2.5
General data				
Type of insulation material / insulation material group		LCP / IIIa		
Flammability rating in accordance with UL 94		V0		
Certification data				
Note		More detailed information on the approval data can be found on our website.		

Printed circuit board terminal, Push-in spring connection, Pitch: 3.81 mm

SPT 1,5/..-V-THR, Linear pinning



Dimensions	[mm]
Solder pin length [P]	2.6
Length [l]	7.7
Height [h]	16.2
Installed height	13.6



Ordering data

No. of pos.	Type	Item No.	Pcs./ Pkt.	Width w [mm]
2	SPT-THR 1,5/ 2-V-3,81 P26	1822422	510	7.81
3	SPT-THR 1,5/ 3-V-3,81 P26	1822435	350	11.62
4	SPT-THR 1,5/ 4-V-3,81 P26	1822448	250	15.43
5	SPT-THR 1,5/ 5-V-3,81 P26	1822451	190	19.24
6	SPT-THR 1,5/ 6-V-3,81 P26	1822464	160	23.05
7	SPT-THR 1,5/ 7-V-3,81 P26	1822477	120	26.86
8	SPT-THR 1,5/ 8-V-3,81 P26	1822480	120	30.67
9	SPT-THR 1,5/ 9-V-3,81 P26	1822493	90	34.48
10	SPT-THR 1,5/10-V-3,81 P26	1822503	90	38.29
11	SPT-THR 1,5/11-V-3,81 P26	1822516	90	42.1
12	SPT-THR 1,5/12-V-3,81 P26	1822529	60	45.91

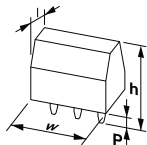


Technical data

Product Line		COMBICON Terminals S		
Connection capacity				
rigid / flexible	[mm <sup>2</sup> ]	0.2 - 1.5 / 0.2 - 1.5		
Flexible with ferrules without plastic sleeve	[mm <sup>2</sup> ]	0.2 - 1.5		
Flexible with ferrules with plastic sleeve	[mm <sup>2</sup> ]	0.2 - 0.75		
Conductor cross section AWG/kcmil		24 - 16		
Stripping length	[mm]	- 8		
Electrical parameters				
rated current / nominal cross section	[A] / [mm <sup>2</sup> ]	17.5 / 1.5		
Surge voltage category/degree of pollution		III/3	III / 2	II / 2
Rated insulation voltage	[V]	160	160	320
Rated surge voltage	[kV]	2.5	2.5	2.5
General data				
Type of insulation material / insulation material group		LCP / IIIa		
Flammability rating in accordance with UL 94		V0		
Certification data				
Note		More detailed information on the approval data can be found on our website.		

Printed circuit board terminal, Push-in spring connection, Pitch: 3.81 mm

SPT 1,5/..-V-THR, Linear pinning

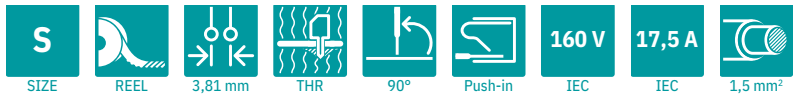


Dimensions	[mm]
Solder pin length [P]	2
Length [l]	7.7
Height [h]	15.6
Installed height	13.6



Ordering data

No. of pos.	Type	Item No.	Pcs./ Pkt.	Width w [mm]
2	SPT-THR 1,5/ 2-V-3,81 P20 R24	1823308	200	7.81
3	SPT-THR 1,5/ 3-V-3,81 P20 R24	1823311	200	11.62
4	SPT-THR 1,5/ 4-V-3,81 P20 R44	1823324	200	15.43
5	SPT-THR 1,5/ 5-V-3,81 P20 R44	1823337	200	19.24
6	SPT-THR 1,5/ 6-V-3,81 P20 R44	1823340	200	23.05
7	SPT-THR 1,5/ 7-V-3,81 P20 R44	1823353	200	26.86
8	SPT-THR 1,5/ 8-V-3,81 P20 R72	1823366	200	30.67
9	SPT-THR 1,5/ 9-V-3,81 P20 R72	1823379	200	34.48
10	SPT-THR 1,5/10-V-3,81 P20 R72	1823382	200	38.29



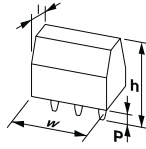
Technical data

Product Line		COMBICON Terminals S		
Connection capacity				
rigid / flexible	[mm <sup>2</sup> ]	0.2 - 1.5 / 0.2 - 1.5		
Flexible with ferrules without plastic sleeve	[mm <sup>2</sup> ]	0.2 - 1.5		
Flexible with ferrules with plastic sleeve	[mm <sup>2</sup> ]	0.2 - 0.75		
Conductor cross section AWG/kcmil		24 - 16		
Stripping length	[mm]	- 8		
Electrical parameters				
rated current / nominal cross section	[A] / [mm <sup>2</sup> ]	17.5 / 1.5		
Surge voltage category/degree of pollution		III/3	III / 2	II / 2
Rated insulation voltage	[V]	160	160	320
Rated surge voltage	[kV]	2.5	2.5	2.5
General data				
Type of insulation material / insulation material group		LCP / IIIa		
Flammability rating in accordance with UL 94		V0		
Certification data				
Note		More detailed information on the approval data can be found on our website.		

## COMBICON terminals S up to 1.5 mm<sup>2</sup> (16 AWG)

### Printed circuit board terminal, Push-in spring connection, Pitch: 3.81 mm

SPTA 1,5/...-THR, Linear pinning



Dimensions	[mm]
Solder pin length [P]	2.6
Length [l]	11.6
Height [h]	15.07
Installed height	12.47



#### Ordering data

No. of pos.	Type	Item No.	Pcs./ Pkt.	Width w [mm]
2	SPTA-THR 1,5/ 2-3,81 R32	1071177	145	8.41
3	SPTA-THR 1,5/ 3-3,81 R32	1071179	145	12.22
4	SPTA-THR 1,5/ 4-3,81 R32	1071180	145	16.03
5	SPTA-THR 1,5/ 5-3,81 R44	1071181	145	19.84
6	SPTA-THR 1,5/ 6-3,81 R44	1071183	145	23.65
7	SPTA-THR 1,5/ 7-3,81 R44	1071184	145	27.46
8	SPTA-THR 1,5/ 8-3,81 R56	1071185	145	31.27
9	SPTA-THR 1,5/ 9-3,81 R56	1071186	145	35.08
10	SPTA-THR 1,5/10-3,81 R56	1071187	145	38.89
11	SPTA-THR 1,5/11-3,81 R72	1071188	145	42.7
12	SPTA-THR 1,5/12-3,81 R72	1071190	145	46.51

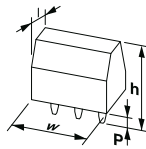


#### Technical data

Product Line		COMBICON Terminals S		
Connection capacity				
rigid / flexible	[mm <sup>2</sup> ]	0.2 - 1.5 / 0.5 - 1.5		
Flexible with ferrules without plastic sleeve	[mm <sup>2</sup> ]	0.25 - 1.5		
Flexible with ferrules with plastic sleeve	[mm <sup>2</sup> ]	0.25 - 1.5		
Conductor cross section AWG/kcmil		-		
Stripping length	[mm]	- 10		
Electrical parameters				
rated current / nominal cross section	[A] / [mm <sup>2</sup> ]	17.5 / 1.5		
Surge voltage category/degree of pollution		III/3	III / 2	II / 2
Rated insulation voltage	[V]	160	160	250
Rated surge voltage	[kV]	2.5	2.5	2.5
General data				
Type of insulation material / insulation material group		LCP / IIIa		
Flammability rating in accordance with UL 94		V0		
Certification data				
Note		More detailed information on the approval data can be found on our website.		

### Printed circuit board terminal, Push-in spring connection, Pitch: 3.5 mm

SPT 1,5/...-H-SMD, Linear pad geometry



Dimensions	[mm]
Solder pin length [P]	2
Length [l]	13.6
Height [h]	9.7
Installed height	7.7



#### Ordering data

No. of pos.	Type	Item No.	Pcs./ Pkt.	Width w [mm]
2	SPT-SMD 1,5/ 2-H-3,5 R24	1824527	300	7.5
3	SPT-SMD 1,5/ 3-H-3,5 R24	1824530	300	11
4	SPT-SMD 1,5/ 4-H-3,5 R44	1824543	300	14.5
5	SPT-SMD 1,5/ 5-H-3,5 R44	1824556	300	18
6	SPT-SMD 1,5/ 6-H-3,5 R44	1824569	300	21.5
7	SPT-SMD 1,5/ 7-H-3,5 R44	1824572	300	25
8	SPT-SMD 1,5/ 8-H-3,5 R72	1824585	300	28.5
9	SPT-SMD 1,5/ 9-H-3,5 R72	1824598	300	32
10	SPT-SMD 1,5/10-H-3,5 R72	1824608	300	35.5
11	SPT-SMD 1,5/11-H-3,5 R72	1824611	300	39
12	SPT-SMD 1,5/12-H-3,5 R72	1824624	300	42.5



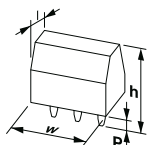
#### Technical data

Product Line		COMBICON Terminals S		
Connection capacity				
rigid / flexible	[mm <sup>2</sup> ]	0.2 - 1.5 / 0.2 - 1.5		
Flexible with ferrules without plastic sleeve	[mm <sup>2</sup> ]	0.2 - 1.5		
Flexible with ferrules with plastic sleeve	[mm <sup>2</sup> ]	0.2 - 0.75		
Conductor cross section AWG/kcmil		24 - 16		
Stripping length	[mm]	- 8		
Electrical parameters				
rated current / nominal cross section	[A] / [mm <sup>2</sup> ]	17.5 / 1.5		
Surge voltage category/degree of pollution		III/3	III / 2	II / 2
Rated insulation voltage	[V]	160	160	320
Rated surge voltage	[kV]	2.5	2.5	2.5
General data				
Type of insulation material / insulation material group		LCP / IIIa		
Flammability rating in accordance with UL 94		V0		
Certification data				
Note		More detailed information on the approval data can be found on our website.		



Printed circuit board terminal, Push-in spring connection, Pitch: 3.81 mm

SPT 1,5/..-H-SMD, Linear pad geometry



Dimensions	[mm]
Solder pin length [P]	-
Length [l]	13.6
Height [h]	9.7
Installed height	7.7



Ordering data

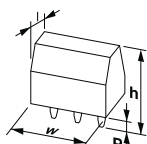
No. of pos.	Type	Item No.	Pcs./ Pkt.	Width w [mm]
2	SPT-SMD 1,5/ 2-H-3,81 R24	1824637	300	7.81
3	SPT-SMD 1,5/ 3-H-3,81 R24	1824640	300	11.62
4	SPT-SMD 1,5/ 4-H-3,81 R44	1824653	300	15.43
5	SPT-SMD 1,5/ 5-H-3,81 R44	1824666	300	19.24
6	SPT-SMD 1,5/ 6-H-3,81 R44	1824679	300	23.05
7	SPT-SMD 1,5/ 7-H-3,81 R44	1824682	300	26.86
8	SPT-SMD 1,5/ 8-H-3,81 R72	1824695	300	30.67
9	SPT-SMD 1,5/ 9-H-3,81 R72	1824705	300	34.48
10	SPT-SMD 1,5/10-H-3,81 R72	1824718	300	38.29
11	SPT-SMD 1,5/11-H-3,81 R72	1824721	300	42.1
12	SPT-SMD 1,5/12-H-3,81 R72	1824734	300	45.91

Technical data

Product Line		COMBICON Terminals S		
Connection capacity				
rigid / flexible	[mm <sup>2</sup> ]	0.2 - 1.5 / 0.2 - 1.5		
Flexible with ferrules without plastic sleeve	[mm <sup>2</sup> ]	0.2 - 1.5		
Flexible with ferrules with plastic sleeve	[mm <sup>2</sup> ]	0.2 - 0.75		
Conductor cross section AWG/kcmil		24 - 16		
Stripping length	[mm]	- 8		
Electrical parameters				
rated current / nominal cross section	[A] / [mm <sup>2</sup> ]	17.5 / 1.5		
Surge voltage category/degree of pollution		III/3	III / 2	II / 2
Rated insulation voltage	[V]	160	160	320
Rated surge voltage	[kV]	2.5	2.5	2.5
General data				
Type of insulation material / insulation material group		LCP / IIIa		
Flammability rating in accordance with UL 94		V0		
Certification data				
Note		More detailed information on the approval data can be found on our website.		

Printed circuit board terminal, Push-in spring connection, Pitch: 3.5 mm

SPT 1,5/..-V-SMD, Linear pad geometry



Dimensions	[mm]
Solder pin length [P]	-
Length [l]	7.7
Height [h]	13.6
Installed height	13.6



Ordering data

No. of pos.	Type	Item No.	Pcs./ Pkt.	Width w [mm]
2	SPT-SMD 1,5/ 2-V-3,5 R24	1824080	200	7.5
3	SPT-SMD 1,5/ 3-V-3,5 R32	1824093	200	11
4	SPT-SMD 1,5/ 4-V-3,5 R44	1824103	200	14.5
5	SPT-SMD 1,5/ 5-V-3,5 R44	1824116	200	18
6	SPT-SMD 1,5/ 6-V-3,5 R44	1824129	200	21.5
7	SPT-SMD 1,5/ 7-V-3,5 R44	1824132	200	25
8	SPT-SMD 1,5/ 8-V-3,5 R72	1824145	200	28.5
9	SPT-SMD 1,5/ 9-V-3,5 R72	1824158	200	32
10	SPT-SMD 1,5/10-V-3,5 R72	1824161	200	35.5
11	SPT-SMD 1,5/11-V-3,5 R72	1824174	200	39
12	SPT-SMD 1,5/12-V-3,5 R72	1824187	200	42.5

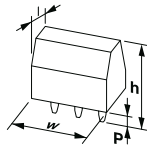
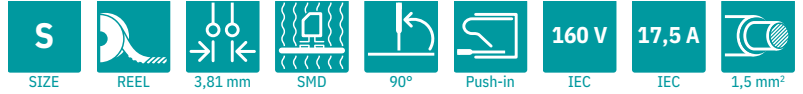
Technical data

Product Line		COMBICON Terminals S		
Connection capacity				
rigid / flexible	[mm <sup>2</sup> ]	0.2 - 1.5 / 0.2 - 1.5		
Flexible with ferrules without plastic sleeve	[mm <sup>2</sup> ]	0.2 - 1.5		
Flexible with ferrules with plastic sleeve	[mm <sup>2</sup> ]	0.2 - 0.75		
Conductor cross section AWG/kcmil		24 - 16		
Stripping length	[mm]	- 8		
Electrical parameters				
rated current / nominal cross section	[A] / [mm <sup>2</sup> ]	17.5 / 1.5		
Surge voltage category/degree of pollution		III/3	III / 2	II / 2
Rated insulation voltage	[V]	160	160	320
Rated surge voltage	[kV]	2.5	2.5	2.5
General data				
Type of insulation material / insulation material group		LCP / IIIa		
Flammability rating in accordance with UL 94		V0		
Certification data				
Note		More detailed information on the approval data can be found on our website.		

## COMBICON terminals S up to 1.5 mm<sup>2</sup> (16 AWG)

### Printed circuit board terminal, Push-in spring connection, Pitch: 3.81 mm

SPT 1,5/...-V-SMD, Linear pad geometry



Dimensions	[mm]
Solder pin length [P]	-
Length [l]	7.7
Height [h]	13.6
Installed height	13.6



#### Ordering data

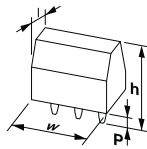
No. of pos.	Type	Item No.	Pcs./ Pkt.	Width w [mm]
2	SPT-SMD 1,5/ 2-V-3,81 R24	1824190	200	7.81
3	SPT-SMD 1,5/ 3-V-3,81 R32	1824200	200	11.62
4	SPT-SMD 1,5/ 4-V-3,81 R44	1824213	200	15.43
5	SPT-SMD 1,5/ 5-V-3,81 R44	1824226	200	19.24
6	SPT-SMD 1,5/ 6-V-3,81 R44	1824239	200	23.05
7	SPT-SMD 1,5/ 7-V-3,81 R44	1824242	200	26.86
8	SPT-SMD 1,5/ 8-V-3,81 R72	1824255	200	30.67
9	SPT-SMD 1,5/ 9-V-3,81 R72	1824268	200	34.48
10	SPT-SMD 1,5/10-V-3,81 R72	1824271	200	38.29
11	SPT-SMD 1,5/11-V-3,81 R72	1824284	200	42.1
12	SPT-SMD 1,5/12-V-3,81 R72	1824297	200	45.91

#### Technical data

Product Line		COMBICON Terminals S		
Connection capacity				
rigid / flexible	[mm <sup>2</sup> ]	0.2 - 1.5 / 0.2 - 1.5		
Flexible with ferrules without plastic sleeve	[mm <sup>2</sup> ]	0.2 - 1.5		
Flexible with ferrules with plastic sleeve	[mm <sup>2</sup> ]	0.2 - 0.75		
Conductor cross section AWG/kcmil		24 - 16		
Stripping length	[mm]	- 8		
Electrical parameters				
rated current / nominal cross section	[A] / [mm <sup>2</sup> ]	17.5 / 1.5		
Surge voltage category/degree of pollution		III/3	III / 2	II / 2
Rated insulation voltage	[V]	160	160	320
Rated surge voltage	[kV]	2.5	2.5	2.5
General data				
Type of insulation material / insulation material group		LCP / IIIa		
Flammability rating in accordance with UL 94		V0		
Certification data				
Note		More detailed information on the approval data can be found on our website.		

### Printed circuit board terminal, Push-in spring connection, Pitch: 3.5 mm

SPTAF 1/...-IL, Linear pinning



Dimensions	[mm]
Solder pin length [P]	2.6
Length [l]	11
Height [h]	10.6
Installed height	8



#### Ordering data

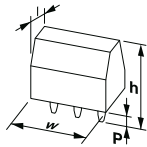

No. of pos.	Type	Item No.	Pcs./ Pkt.	Width w [mm]
2	SPTAF 1/ 2-3,5-IL	1861933	210	8.5
3	SPTAF 1/ 3-3,5-IL	1861946	150	12
4	SPTAF 1/ 4-3,5-IL	1861959	110	15.5
5	SPTAF 1/ 5-3,5-IL	1861962	95	19
6	SPTAF 1/ 6-3,5-IL	1861975	80	22.5
7	SPTAF 1/ 7-3,5-IL	1861988	70	26
8	SPTAF 1/ 8-3,5-IL	1861991	55	29.5
9	SPTAF 1/ 9-3,5-IL	1862000	55	33
10	SPTAF 1/10-3,5-IL	1862013	80	36.5
11	SPTAF 1/11-3,5-IL	1862026	80	40
12	SPTAF 1/12-3,5-IL	1862039	80	43.5
13	SPTAF 1/13-3,5-IL	1862194	50	47
14	SPTAF 1/14-3,5-IL	1862204	50	50.5
15	SPTAF 1/15-3,5-IL	1862217	50	54
16	SPTAF 1/16-3,5-IL	1862220	50	57.5

#### Technical data

Product Line		COMBICON Terminals S		
Connection capacity				
rigid / flexible	[mm <sup>2</sup> ]	0.2 - 1.5 / 0.2 - 1.5		
Flexible with ferrules without plastic sleeve	[mm <sup>2</sup> ]	0.25 - 0.75		
Flexible with ferrules with plastic sleeve	[mm <sup>2</sup> ]	0.25 - 0.75		
Conductor cross section AWG/kcmil		24 - 16		
Stripping length	[mm]	- 8		
Electrical parameters				
rated current / nominal cross section	[A] / [mm <sup>2</sup> ]	16 / 1.5		
Surge voltage category/degree of pollution		III/3	III / 2	II / 2
Rated insulation voltage	[V]	160	160	320
Rated surge voltage	[kV]	2.5	2.5	2.5
General data				
Type of insulation material / insulation material group		PA / I		
Flammability rating in accordance with UL 94		V0		
Certification data				
Note		More detailed information on the approval data can be found on our website.		

Printed circuit board terminal, Push-in spring connection, Pitch: 3.5 mm

SPTAF 1/...-EL, Linear pinning



Dimensions	[mm]
Solder pin length [P]	2.6
Length [l]	11
Height [h]	12.8
Installed height	10.2



Ordering data

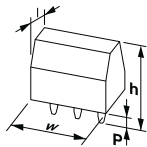
No. of pos.	Type	Item No.	Pcs./ Pkt.	Width w [mm]
2	SPTAF 1/ 2-3,5-EL	1862042	195	8.5
3	SPTAF 1/ 3-3,5-EL	1862055	140	12
4	SPTAF 1/ 4-3,5-EL	1862068	100	15.5
5	SPTAF 1/ 5-3,5-EL	1862071	90	19
6	SPTAF 1/ 6-3,5-EL	1862084	65	22.5
7	SPTAF 1/ 7-3,5-EL	1862097	65	26
8	SPTAF 1/ 8-3,5-EL	1862107	50	29.5
9	SPTAF 1/ 9-3,5-EL	1862110	50	33
10	SPTAF 1/10-3,5-EL	1862123	70	36.5
11	SPTAF 1/11-3,5-EL	1862136	70	40
12	SPTAF 1/12-3,5-EL	1862149	70	43.5
13	SPTAF 1/13-3,5-EL	1862233	50	47
14	SPTAF 1/14-3,5-EL	1862246	50	50.5
15	SPTAF 1/15-3,5-EL	1862259	50	54
16	SPTAF 1/16-3,5-EL	1862262	50	57.5

Technical data

Product Line		COMBICON Terminals S		
Connection capacity				
rigid / flexible	[mm <sup>2</sup> ]	0.2 - 1.5 / 0.2 - 1.5		
Flexible with ferrules without plastic sleeve	[mm <sup>2</sup> ]	0.25 - 0.75		
Flexible with ferrules with plastic sleeve	[mm <sup>2</sup> ]	0.25 - 0.75		
Conductor cross section AWG/kcmil		24 - 16		
Stripping length	[mm]	- 8		
Electrical parameters				
rated current / nominal cross section	[A] / [mm <sup>2</sup> ]	16 / 1.5		
Surge voltage category/degree of pollution		III/3	III / 2	II / 2
Rated insulation voltage	[V]	160	160	320
Rated surge voltage	[kV]	2.5	2.5	2.5
General data				
Type of insulation material / insulation material group		PA / I		
Flammability rating in accordance with UL 94		V0		
Certification data				
Note		More detailed information on the approval data can be found on our website.		

Printed circuit board terminal, Push-in spring connection, Pitch: 3.5 mm

SPTAF 1/...-LL, Linear pinning



Dimensions	[mm]
Solder pin length [P]	2.6
Length [l]	11
Height [h]	13.5
Installed height	10.9



Ordering data

No. of pos.	Type	Item No.	Pcs./ Pkt.	Width w [mm]
2	SPTAF 1/ 2-3,5-LL	1864286	195	8.5
3	SPTAF 1/ 3-3,5-LL	1864299	140	12
4	SPTAF 1/ 4-3,5-LL	1864309	100	15.5
5	SPTAF 1/ 5-3,5-LL	1864312	90	19
6	SPTAF 1/ 6-3,5-LL	1864325	65	22.5
7	SPTAF 1/ 7-3,5-LL	1864338	65	26
8	SPTAF 1/ 8-3,5-LL	1864341	50	29.5
9	SPTAF 1/ 9-3,5-LL	1864354	50	33
10	SPTAF 1/10-3,5-LL	1864367	70	36.5
11	SPTAF 1/11-3,5-LL	1864370	70	40
12	SPTAF 1/12-3,5-LL	1864383	70	43.5
13	SPTAF 1/13-3,5-LL	1864396	50	47
14	SPTAF 1/14-3,5-LL	1864406	50	50.5
15	SPTAF 1/15-3,5-LL	1864419	50	54
16	SPTAF 1/16-3,5-LL	1864422	50	57.5

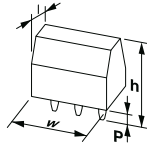
Technical data

Product Line		COMBICON Terminals S		
Connection capacity				
rigid / flexible	[mm <sup>2</sup> ]	0.2 - 0.75 / 0.2 - 1		
Flexible with ferrules without plastic sleeve	[mm <sup>2</sup> ]	0.25 - 0.5		
Flexible with ferrules with plastic sleeve	[mm <sup>2</sup> ]	0.25 - 0.5		
Conductor cross section AWG/kcmil		24 - 18		
Stripping length	[mm]	- 8		
Electrical parameters				
rated current / nominal cross section	[A] / [mm <sup>2</sup> ]	13.5 / 1		
Surge voltage category/degree of pollution		III/3	III / 2	II / 2
Rated insulation voltage	[V]	160	160	320
Rated surge voltage	[kV]	2.5	2.5	2.5
General data				
Type of insulation material / insulation material group		PA / I		
Flammability rating in accordance with UL 94		V0		
Certification data				
Note		More detailed information on the approval data can be found on our website.		

## COMBICON terminals S up to 1.5 mm<sup>2</sup> (16 AWG)

### Printed circuit board terminal, Push-in spring connection, Pitch: 3.5 mm

SPTAF 1/...-IL-EX, Linear pinning



Dimensions	[mm]
Solder pin length [P]	2.6
Length [l]	11
Height [h]	10.6
Installed height	8

Ex:

#### Ordering data

No. of pos.	Type	Item No.	Pcs./ Pkt.	Width w [mm]
2	SPTAF 1/ 2-3,5-IL-EX	1071010	210	8.5
3	SPTAF 1/ 3-3,5-IL-EX	1071011	150	12
4	SPTAF 1/ 4-3,5-IL-EX	1071012	110	15.5
5	SPTAF 1/ 5-3,5-IL-EX	1071013	95	19
6	SPTAF 1/ 6-3,5-IL-EX	1071014	80	22.5
7	SPTAF 1/ 7-3,5-IL-EX	1071015	70	26
8	SPTAF 1/ 8-3,5-IL-EX	1071016	55	29.5
9	SPTAF 1/ 9-3,5-IL-EX	1071017	55	33
10	SPTAF 1/10-3,5-IL-EX	1071018	80	36.5
11	SPTAF 1/11-3,5-IL-EX	1071019	80	40
12	SPTAF 1/12-3,5-IL-EX	1071020	80	43.5

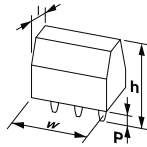


#### Technical data

Product Line	COMBICON Terminals S	
Ex marking	0344 Ex II 2G Ex eb IIC T6...T1 Gb	
Examination certificate	SEV 19 ATEX 0159 U	
IECEx certificate	IECEx SEV 19.0026U	
Connection capacity		
rigid / flexible	[mm <sup>2</sup> ]	0.2 - 1.5 / 0.2 - 1.5
rigid / flexible	AWG	- / -
Stripping length	[mm]	- 8
Electrical parameters		
rated current / nominal cross section	[A] / [mm <sup>2</sup> ]	16 / 1.5
Rated voltage	[V]	44
General data		
Type of insulation material / insulation material group	PA / I	
Flammability rating in accordance with UL 94	V0	

### Printed circuit board terminal, Push-in spring connection, Pitch: 3.5 mm

SPTAF 1/...-EL-EX, Linear pinning




Dimensions	[mm]
Solder pin length [P]	2.6
Length [l]	11
Height [h]	12.8
Installed height	10.2

Ex:

#### Ordering data

No. of pos.	Type	Item No.	Pcs./ Pkt.	Width w [mm]
2	SPTAF 1/ 2-3,5-EL-EX	1070999	195	8.5
3	SPTAF 1/ 3-3,5-EL-EX	1071000	140	12
4	SPTAF 1/ 4-3,5-EL-EX	1071001	100	15.5
5	SPTAF 1/ 5-3,5-EL-EX	1071002	90	19
6	SPTAF 1/ 6-3,5-EL-EX	1071003	65	22.5
7	SPTAF 1/ 7-3,5-EL-EX	1071004	65	26
8	SPTAF 1/ 8-3,5-EL-EX	1071005	50	29.5
9	SPTAF 1/ 9-3,5-EL-EX	1071006	50	33
10	SPTAF 1/10-3,5-EL-EX	1071007	70	36.5
11	SPTAF 1/11-3,5-EL-EX	1071008	70	40
12	SPTAF 1/12-3,5-EL-EX	1071009	70	43.5

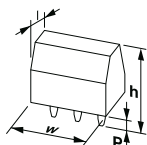



#### Technical data

Product Line	COMBICON Terminals S	
Ex marking	0344 Ex II 2G Ex eb IIC T6...T1 Gb	
Examination certificate	SEV 19 ATEX 0159 U	
IECEx certificate	IECEx SEV 19.0026U	
Connection capacity		
rigid / flexible	[mm <sup>2</sup> ]	0.2 - 1.5 / 0.2 - 1.5
rigid / flexible	AWG	- / -
Stripping length	[mm]	- 8
Electrical parameters		
rated current / nominal cross section	[A] / [mm <sup>2</sup> ]	16 / 1.5
Rated voltage	[V]	44
General data		
Type of insulation material / insulation material group	PA / I	
Flammability rating in accordance with UL 94	V0	

Printed circuit board terminal, Push-in spring connection, Pitch: 3.5 mm

SPTA 1/, Linear pinning



Dimensions	[mm]
Solder pin length [P]	3.5
Length [l]	10
Height [h]	15.9
Installed height	12.4



Ordering data

No. of pos.	Type	Item No.	Pcs./ Pkt.	Width w [mm]
2	SPTA 1/ 2-3,5	1752104	100	7.6
3	SPTA 1/ 3-3,5	1752117	100	11.1
4	SPTA 1/ 4-3,5	1752120	50	14.6
5	SPTA 1/ 5-3,5	1752133	50	18.1
6	SPTA 1/ 6-3,5	1752146	50	21.6
7	SPTA 1/ 7-3,5	1752159	50	25.1
8	SPTA 1/ 8-3,5	1752162	50	28.6
9	SPTA 1/ 9-3,5	1752175	50	32.1
10	SPTA 1/10-3,5	1752188	50	35.6
11	SPTA 1/11-3,5	1752191	50	39.1
12	SPTA 1/12-3,5	1752201	50	42.6

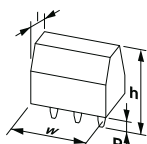



Technical data

Product Line		COMBICON Terminals S		
Connection capacity				
rigid / flexible	[mm <sup>2</sup> ]	0.2 - 1.5 / 0.2 - 1.5		
Flexible with ferrules without plastic sleeve	[mm <sup>2</sup> ]	0.25 - 0.75		
Flexible with ferrules with plastic sleeve	[mm <sup>2</sup> ]	0.25 - 0.75		
Conductor cross section AWG/kcmil		24 - 16		
Stripping length	[mm]	- 8		
Electrical parameters				
rated current / nominal cross section	[A] / [mm <sup>2</sup> ]	9 / 1		
Surge voltage category/degree of pollution		III/3	III / 2	II / 2
Rated insulation voltage	[V]	160	200	400
Rated surge voltage	[kV]	2.5	2.5	2.5
General data				
Type of insulation material / insulation material group		PA / I		
Flammability rating in accordance with UL 94		V0		
Certification data				
Note		More detailed information on the approval data can be found on our website.		

Printed circuit board terminal, Push-in spring connection, Pitch: 3.81 mm

SPTA 1,5/, Linear pinning



Dimensions	[mm]
Solder pin length [P]	3.4
Length [l]	12
Height [h]	15.4
Installed height	12



Ordering data

No. of pos.	Type	Item No.	Pcs./ Pkt.	Width w [mm]
2	SPTA 1,5/ 2-3,81	1751477	100	9.12
3	SPTA 1,5/ 3-3,81	1751480	100	12.93
4	SPTA 1,5/ 4-3,81	1751493	50	16.74
5	SPTA 1,5/ 5-3,81	1751503	50	20.55
6	SPTA 1,5/ 6-3,81	1751516	50	24.36
7	SPTA 1,5/ 7-3,81	1743184	50	28.17
8	SPTA 1,5/ 8-3,81	1751529	50	31.98
9	SPTA 1,5/ 9-3,81	1751532	50	35.79
10	SPTA 1,5/10-3,81	1751545	50	39.6
11	SPTA 1,5/11-3,81	1743197	50	43.41
12	SPTA 1,5/12-3,81	1751558	50	47.22



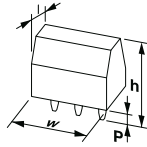
Technical data

Product Line		COMBICON Terminals S		
Connection capacity				
rigid / flexible	[mm <sup>2</sup> ]	0.2 - 1.5 / 0.2 - 1.5		
Flexible with ferrules without plastic sleeve	[mm <sup>2</sup> ]	0.25 - 1.5		
Flexible with ferrules with plastic sleeve	[mm <sup>2</sup> ]	0.25 - 1.5		
Conductor cross section AWG/kcmil		24 - 16		
Stripping length	[mm]	- 10		
Electrical parameters				
rated current / nominal cross section	[A] / [mm <sup>2</sup> ]	17.5 / 1.5		
Surge voltage category/degree of pollution		III/3	III / 2	II / 2
Rated insulation voltage	[V]	160	160	320
Rated surge voltage	[kV]	2.5	2.5	2.5
General data				
Type of insulation material / insulation material group		PA / I		
Flammability rating in accordance with UL 94		V0		
Certification data				
Note		More detailed information on the approval data can be found on our website.		

## COMBICON terminals S up to 1.5 mm<sup>2</sup> (16 AWG)

### Printed circuit board terminal, Push-in spring connection, Pitch: 3.5 mm

SPTD 1,5, Linear pinning

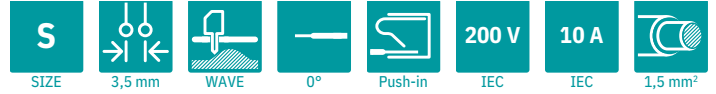


Dimensions	[mm]
Solder pin length [P]	3.5
Length [l]	18
Height [h]	24.2
Installed height	24.2



#### Ordering data

No. of pos.	Type	Item No.	Pcs./ Pkt.	Width w [mm]
2	SPTD 1,5/ 2-H-3,5	1841490	100	12
3	SPTD 1,5/ 3-H-3,5	1841500	100	15.5
4	SPTD 1,5/ 4-H-3,5	1841513	50	19
5	SPTD 1,5/ 5-H-3,5	1841526	50	22.5
6	SPTD 1,5/ 6-H-3,5	1841539	50	26
7	SPTD 1,5/ 7-H-3,5	1841542	25	29.5
8	SPTD 1,5/ 8-H-3,5	1841555	25	33
9	SPTD 1,5/ 9-H-3,5	1841568	25	36.5
10	SPTD 1,5/10-H-3,5	1841571	25	40
11	SPTD 1,5/11-H-3,5	1841584	25	43.5
12	SPTD 1,5/12-H-3,5	1841597	25	47




#### Technical data

Product Line		COMBICON Terminals S		
Connection capacity				
rigid / flexible	[mm <sup>2</sup> ]	0.14 - 1.5 / 0.14 - 1.5		
Flexible with ferrules without plastic sleeve	[mm <sup>2</sup> ]	0.2 - 1.5		
Flexible with ferrules with plastic sleeve	[mm <sup>2</sup> ]	0.2 - 0.75		
Conductor cross section AWG/kcmil		26 - 16		
Stripping length	[mm]	- 8		
Electrical parameters				
rated current / nominal cross section	[A] / [mm <sup>2</sup> ]	10 / 1.5		
Surge voltage category/degree of pollution		III/3	III / 2	II / 2
Rated insulation voltage	[V]	160	200	400
Rated surge voltage	[kV]	2.5	2.5	2.5
General data				
Type of insulation material / insulation material group		PA / I		
Flammability rating in accordance with UL 94		V0		
Certification data				
Note		More detailed information on the approval data can be found on our website.		

### Printed circuit board terminal, Push-in spring connection, Pitch: 3.5 mm

SPT 1,5/...-H, Linear pinning



Dimensions	[mm]
Solder pin length [P]	2.5
Length [l]	14.4
Height [h]	16
Installed height	13.5



#### Ordering data

No. of pos.	Type	Item No.	Pcs./ Pkt.	Width w [mm]
2	SPT 1,5/ 2-H-3,5	1990737	340	8.4
2	SPT 1,5/ 2-H-3,5	1990737	340	8.4
3	SPT 1,5/ 3-H-3,5	1990740	240	11.9
4	SPT 1,5/ 4-H-3,5	1990753	180	15.4
5	SPT 1,5/ 5-H-3,5	1990766	140	18.9
6	SPT 1,5/ 6-H-3,5	1990779	120	22.4
7	SPT 1,5/ 7-H-3,5	1990782	100	25.9
8	SPT 1,5/ 8-H-3,5	1990795	80	29.4
9	SPT 1,5/ 9-H-3,5	1990805	80	32.9
10	SPT 1,5/10-H-3,5	1990818	60	36.4
11	SPT 1,5/11-H-3,5	1990821	60	39.9
12	SPT 1,5/12-H-3,5	1990834	60	43.4


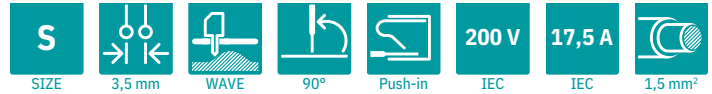


#### Technical data

Product Line		COMBICON Terminals S		
Connection capacity				
rigid / flexible	[mm <sup>2</sup> ]	0.2 - 1.5 / 0.2 - 1.5		
Flexible with ferrules without plastic sleeve	[mm <sup>2</sup> ]	0.25 - 1.5		
Flexible with ferrules with plastic sleeve	[mm <sup>2</sup> ]	0.25 - 0.75		
Conductor cross section AWG/kcmil		24 - 16		
Stripping length	[mm]	- 10		
Electrical parameters				
rated current / nominal cross section	[A] / [mm <sup>2</sup> ]	17.5 / 1.5		
Surge voltage category/degree of pollution		III/3	III / 2	II / 2
Rated insulation voltage	[V]	160	200	400
Rated surge voltage	[kV]	2.5	2.5	2.5
General data				
Type of insulation material / insulation material group		PA / I		
Flammability rating in accordance with UL 94		V0		
Certification data				
Note		More detailed information on the approval data can be found on our website.		

Printed circuit board terminal, Push-in spring connection, Pitch: 3.5 mm

SPT 1,5/..-V, Linear pinning



Dimensions	[mm]
Solder pin length [P]	2.5
Length [l]	13.5
Height [h]	16.9
Installed height	14.4



Ordering data

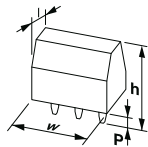

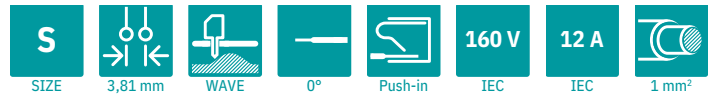
No. of pos.	Type	Item No.	Pcs./ Pkt.	Width w [mm]
2	SPT 1,5/ 2-V-3,5	1990850	340	8.4
3	SPT 1,5/ 3-V-3,5	1990863	240	11.9
4	SPT 1,5/ 4-V-3,5	1990876	180	15.4
5	SPT 1,5/ 5-V-3,5	1990889	140	18.9
6	SPT 1,5/ 6-V-3,5	1990892	120	22.4
7	SPT 1,5/ 7-V-3,5	1990902	100	25.9
8	SPT 1,5/ 8-V-3,5	1990915	80	29.4
9	SPT 1,5/ 9-V-3,5	1990928	80	32.9
10	SPT 1,5/10-V-3,5	1990931	60	36.4
11	SPT 1,5/11-V-3,5	1990944	60	39.9
12	SPT 1,5/12-V-3,5	1990957	60	43.4

Technical data

Product Line	COMBICON Terminals S		
Connection capacity			
rigid / flexible	[mm <sup>2</sup> ]	0.2 - 1.5 / 0.2 - 1.5	
Flexible with ferrules without plastic sleeve	[mm <sup>2</sup> ]	0.25 - 1.5	
Flexible with ferrules with plastic sleeve	[mm <sup>2</sup> ]	0.25 - 0.75	
Conductor cross section AWG/kcmil		24 - 16	
Stripping length	[mm]	- 10	
Electrical parameters			
rated current / nominal cross section	[A] / [mm <sup>2</sup> ]	17.5 / 1.5	
Surge voltage category/degree of pollution		III/3	III / 2
Rated insulation voltage	[V]	160	200
Rated surge voltage	[kV]	2.5	2.5
General data			
Type of insulation material / insulation material group	PA / I		
Flammability rating in accordance with UL 94	V0		
Certification data			
Note	More detailed information on the approval data can be found on our website.		

Printed circuit board terminal, Push-in spring connection, Pitch: 3.81 mm

FFKDS(A) 1,5/..-H, Linear pinning



Dimensions	[mm]
Solder pin length [P]	3.4
Length [l]	13.65
Height [h]	16.1
Installed height	12.7



Ordering data

No. of pos.	Type	Item No.	Pcs./ Pkt.	Width w [mm]
2	FFKDSA1/H-3,81- 2	1869363	50	10.12
3	FFKDSA1/H-3,81- 3	1888221	50	13.93
4	FFKDSA1/H-3,81- 4	1700282	50	17.74
5	FFKDSA1/H-3,81- 5	1869871	50	21.55
6	FFKDSA1/H-3,81- 6	1906682	50	25.36
8	FFKDSA1/H-3,81- 8	1992159	50	32.98
10	FFKDSA1/H-3,81-10	1700318	50	40.6

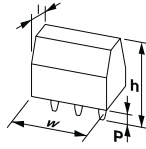

Technical data

Product Line	COMBICON Terminals S		
Connection capacity			
rigid / flexible	[mm <sup>2</sup> ]	0.14 - 1 / 0.14 - 1	
Flexible with ferrules without plastic sleeve	[mm <sup>2</sup> ]	0.25 - 0.34	
Flexible with ferrules with plastic sleeve	[mm <sup>2</sup> ]	0.25 - 0.34	
Conductor cross section AWG/kcmil		26 - 18	
Stripping length	[mm]	- 10	
Electrical parameters			
rated current / nominal cross section	[A] / [mm <sup>2</sup> ]	12 / 1	
Surge voltage category/degree of pollution		III/3	III / 2
Rated insulation voltage	[V]	160	160
Rated surge voltage	[kV]	2.5	2.5
General data			
Type of insulation material / insulation material group	PA / I		
Flammability rating in accordance with UL 94	V0		
Certification data			
Note	More detailed information on the approval data can be found on our website.		

## COMBICON terminals S up to 1.5 mm<sup>2</sup> (16 AWG)

### Printed circuit board terminal, Push-in spring connection, Pitch: 3.81 mm

FFKDS(A) 1,5/..-V, Linear pinning

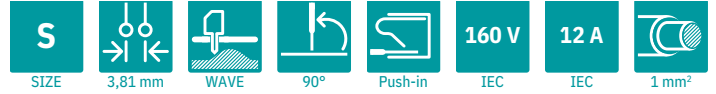


Dimensions	[mm]
Solder pin length [P]	3.4
Length [l]	12.7
Height [h]	17.1
Installed height	13.7



#### Ordering data

No. of pos.	Type	Item No.	Pcs./ Pkt.	Width w [mm]
2	FFKDSA1/V-3,81- 2	1890471	50	10.12
3	FFKDSA1/V-3,81- 3	1890484	50	13.93
4	FFKDSA1/V-3,81- 4	1724916	50	17.74
6	FFKDSA1/V-3,81- 6	1870187	50	25.36
8	FFKDSA1/V-3,81- 8	1705252	50	32.98
9	FFKDSA1/V-3,81- 9	1934528	50	36.79
10	FFKDSA1/V-3,81-10	1991794	50	40.6
11	FFKDSA1/V-3,81-11	1991231	50	44.41
12	FFKDSA1/V-3,81-12	1706992	50	48.22
13	FFKDSA1/V-3,81-13	1700392	50	52.03
16	FFKDSA1/V-3,81-16	1700428	50	63.46

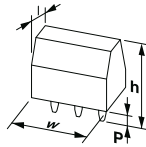


#### Technical data

Product Line		COMBICON Terminals S		
Connection capacity				
rigid / flexible	[mm <sup>2</sup> ]	0.14 - 1 / 0.14 - 1		
Flexible with ferrules without plastic sleeve	[mm <sup>2</sup> ]	0.25 - 0.34		
Flexible with ferrules with plastic sleeve	[mm <sup>2</sup> ]	0.25 - 0.34		
Conductor cross section AWG/kcmil		26 - 18		
Stripping length	[mm]	- 10		
Electrical parameters				
rated current / nominal cross section	[A] / [mm <sup>2</sup> ]	12 / 1		
Surge voltage category/degree of pollution		III/3	III / 2	II / 2
Rated insulation voltage	[V]	160	160	320
Rated surge voltage	[kV]	2.5	2.5	2.5
General data				
Type of insulation material / insulation material group		PA / I		
Flammability rating in accordance with UL 94		V0		
Certification data				
Note		More detailed information on the approval data can be found on our website.		

### Printed circuit board terminal, Push-in spring connection, Pitch: 5 mm

SPT 1,5/..-H-THR, Linear pinning

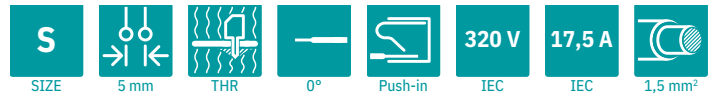


Dimensions	[mm]
Solder pin length [P]	2.6
Length [l]	13.6
Height [h]	10.3
Installed height	7.7



#### Ordering data

No. of pos.	Type	Item No.	Pcs./ Pkt.	Width w [mm]
2	SPT-THR 1,5/ 2-H-5,0 P26	1822972	300	9
3	SPT-THR 1,5/ 3-H-5,0 P26	1822985	190	14
4	SPT-THR 1,5/ 4-H-5,0 P26	1822998	130	19
5	SPT-THR 1,5/ 5-H-5,0 P26	1823007	110	24
6	SPT-THR 1,5/ 6-H-5,0 P26	1823010	80	29
7	SPT-THR 1,5/ 7-H-5,0 P26	1823023	60	34
8	SPT-THR 1,5/ 8-H-5,0 P26	1823036	60	39
9	SPT-THR 1,5/ 9-H-5,0 P26	1823049	40	44
10	SPT-THR 1,5/10-H-5,0 P26	1823052	40	49
11	SPT-THR 1,5/11-H-5,0 P26	1823065	40	54
12	SPT-THR 1,5/12-H-5,0 P26	1823078	40	59



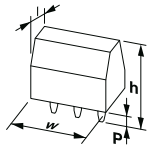
#### Technical data

Product Line		COMBICON Terminals S		
Connection capacity				
rigid / flexible	[mm <sup>2</sup> ]	0.2 - 1.5 / 0.2 - 1.5		
Flexible with ferrules without plastic sleeve	[mm <sup>2</sup> ]	0.2 - 1.5		
Flexible with ferrules with plastic sleeve	[mm <sup>2</sup> ]	0.2 - 0.75		
Conductor cross section AWG/kcmil		24 - 16		
Stripping length	[mm]	- 8		
Electrical parameters				
rated current / nominal cross section	[A] / [mm <sup>2</sup> ]	17.5 / 1.5		
Surge voltage category/degree of pollution		III/3	III / 2	II / 2
Rated insulation voltage	[V]	250	320	500
Rated surge voltage	[kV]	4	4	4
General data				
Type of insulation material / insulation material group		LCP / IIIa		
Flammability rating in accordance with UL 94		V0		
Certification data				
Note		More detailed information on the approval data can be found on our website.		



Printed circuit board terminal, Push-in spring connection, Pitch: 5 mm

SPT 1,5/..-H-THR, Linear pinning



Dimensions	[mm]
Solder pin length [P]	2
Length [l]	13.6
Height [h]	9.7
Installed height	7.7



Ordering data

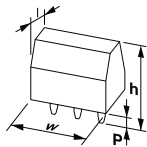
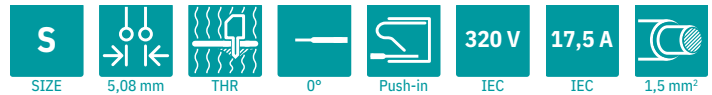
No. of pos.	Type	Item No.	Pcs./ Pkt.	Width w [mm]
2	SPT-THR 1,5/ 2-H-5,0 P20 R24	1823858	250	9
3	SPT-THR 1,5/ 3-H-5,0 P20 R32	1823861	250	14
4	SPT-THR 1,5/ 4-H-5,0 P20 R32	1823874	250	19
5	SPT-THR 1,5/ 5-H-5,0 P20 R56	1823887	250	24
6	SPT-THR 1,5/ 6-H-5,0 P20 R56	1823890	250	29
7	SPT-THR 1,5/ 7-H-5,0 P20 R56	1823900	250	34
8	SPT-THR 1,5/ 8-H-5,0 P20 R56	1823913	250	39
9	SPT-THR 1,5/ 9-H-5,0 P20 R88	1823926	250	44.46
10	SPT-THR 1,5/10-H-5,0 P20 R88	1823939	250	49
11	SPT-THR 1,5/11-H-5,0 P20 R88	1823942	250	54
12	SPT-THR 1,5/12-H-5,0 P20 R88	1823955	250	59

Technical data

Product Line		COMBICON Terminals S		
Connection capacity				
rigid / flexible	[mm <sup>2</sup> ]	0.2 - 1.5 / 0.2 - 1.5		
Flexible with ferrules without plastic sleeve	[mm <sup>2</sup> ]	0.2 - 1.5		
Flexible with ferrules with plastic sleeve	[mm <sup>2</sup> ]	0.2 - 0.75		
Conductor cross section AWG/kcmil		24 - 16		
Stripping length	[mm]	- 8		
Electrical parameters				
rated current / nominal cross section	[A] / [mm <sup>2</sup> ]	17.5 / 1.5		
Surge voltage category/degree of pollution		III/3	III / 2	II / 2
Rated insulation voltage	[V]	250	320	500
Rated surge voltage	[kV]	4	4	4
General data				
Type of insulation material / insulation material group		LCP / IIIa		
Flammability rating in accordance with UL 94		V0		
Certification data				
Note		More detailed information on the approval data can be found on our website.		

Printed circuit board terminal, Push-in spring connection, Pitch: 5.08 mm

SPT 1,5/..-H-THR, Linear pinning



Dimensions	[mm]
Solder pin length [P]	2.6
Length [l]	13.6
Height [h]	10.3
Installed height	7.7



Ordering data

No. of pos.	Type	Item No.	Pcs./ Pkt.	Width w [mm]
2	SPT-THR 1,5/ 2-H-5,08 P26	1823081	280	9.08
3	SPT-THR 1,5/ 3-H-5,08 P26	1823094	170	14.16
4	SPT-THR 1,5/ 4-H-5,08 P26	1823104	130	19.24
5	SPT-THR 1,5/ 5-H-5,08 P26	1823117	110	34.32
6	SPT-THR 1,5/ 6-H-5,08 P26	1823120	80	29.4
7	SPT-THR 1,5/ 7-H-5,08 P26	1823133	60	34.48
8	SPT-THR 1,5/ 8-H-5,08 P26	1823146	60	39.56
9	SPT-THR 1,5/ 9-H-5,08 P26	1823159	40	44.64
10	SPT-THR 1,5/10-H-5,08 P26	1823162	40	49.72
11	SPT-THR 1,5/11-H-5,08 P26	1823175	40	54.8
12	SPT-THR 1,5/12-H-5,08 P26	1823188	40	59.88

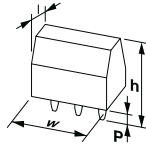
Technical data

Product Line		COMBICON Terminals S		
Connection capacity				
rigid / flexible	[mm <sup>2</sup> ]	0.2 - 1.5 / 0.2 - 1.5		
Flexible with ferrules without plastic sleeve	[mm <sup>2</sup> ]	0.2 - 1.5		
Flexible with ferrules with plastic sleeve	[mm <sup>2</sup> ]	0.2 - 0.75		
Conductor cross section AWG/kcmil		24 - 16		
Stripping length	[mm]	- 8		
Electrical parameters				
rated current / nominal cross section	[A] / [mm <sup>2</sup> ]	17.5 / 1.5		
Surge voltage category/degree of pollution		III/3	III / 2	II / 2
Rated insulation voltage	[V]	250	320	500
Rated surge voltage	[kV]	4	4	4
General data				
Type of insulation material / insulation material group		LCP / IIIa		
Flammability rating in accordance with UL 94		V0		
Certification data				
Note		More detailed information on the approval data can be found on our website.		

## COMBICON terminals S up to 1.5 mm<sup>2</sup> (16 AWG)

### Printed circuit board terminal, Push-in spring connection, Pitch: 5.08 mm

SPT 1,5/...-H-THR, Linear pinning



Dimensions	[mm]
Solder pin length [P]	2
Length [l]	13.6
Height [h]	9.7
Installed height	7.7



#### Ordering data

No. of pos.	Type	Item No.	Pcs./ Pkt.	Width w [mm]
2	SPT-THR 1,5/ 2-H-5,08 P20 R24	1823968	250	9.08
3	SPT-THR 1,5/ 3-H-5,08 P20 R32	1823971	250	14.16
4	SPT-THR 1,5/ 4-H-5,08 P20 R32	1823984	250	19.24
5	SPT-THR 1,5/ 5-H-5,08 P20 R56	1823997	250	24.32
6	SPT-THR 1,5/ 6-H-5,08 P20 R56	1824006	250	29.4
7	SPT-THR 1,5/ 7-H-5,08 P20 R56	1824019	250	34.48
8	SPT-THR 1,5/ 8-H-5,08 P20 R56	1824022	250	39.56
9	SPT-THR 1,5/ 9-H-5,08 P20 R88	1824035	250	44.46
10	SPT-THR 1,5/10-H-5,08 P20 R88	1824048	250	49.72
11	SPT-THR 1,5/11-H-5,08 P20 R88	1824051	250	54.8
12	SPT-THR 1,5/12-H-5,08 P20 R88	1824064	250	59.88

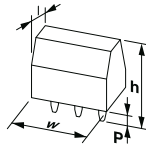


#### Technical data

Product Line		COMBICON Terminals S		
Connection capacity				
rigid / flexible	[mm <sup>2</sup> ]	0.2 - 1.5 / 0.2 - 1.5		
Flexible with ferrules without plastic sleeve	[mm <sup>2</sup> ]	0.2 - 1.5		
Flexible with ferrules with plastic sleeve	[mm <sup>2</sup> ]	0.2 - 0.75		
Conductor cross section AWG/kcmil		24 - 16		
Stripping length	[mm]	- 8		
Electrical parameters				
rated current / nominal cross section	[A] / [mm <sup>2</sup> ]	17.5 / 1.5		
Surge voltage category/degree of pollution		III/3	III / 2	II / 2
Rated insulation voltage	[V]	250	320	500
Rated surge voltage	[kV]	4	4	4
General data				
Type of insulation material / insulation material group		LCP / IIIa		
Flammability rating in accordance with UL 94		V0		
Certification data				
Note		More detailed information on the approval data can be found on our website.		

### Printed circuit board terminal, Push-in spring connection, Pitch: 5 mm

SPT 1,5/...-V-THR, Linear pinning



Dimensions	[mm]
Solder pin length [P]	2.6
Length [l]	7.7
Height [h]	16.2
Installed height	13.6



#### Ordering data

No. of pos.	Type	Item No.	Pcs./ Pkt.	Width w [mm]
2	SPT-THR 1,5/ 2-V-5,0 P26	1822532	400	9
3	SPT-THR 1,5/ 3-V-5,0 P26	1822545	250	14
4	SPT-THR 1,5/ 4-V-5,0 P26	1822558	190	19
5	SPT-THR 1,5/ 5-V-5,0 P26	1822561	160	24
6	SPT-THR 1,5/ 6-V-5,0 P26	1822574	120	29
7	SPT-THR 1,5/ 7-V-5,0 P26	1822587	90	34
8	SPT-THR 1,5/ 8-V-5,0 P26	1822590	90	39
9	SPT-THR 1,5/ 9-V-5,0 P26	1822600	60	44
10	SPT-THR 1,5/10-V-5,0 P26	1822613	60	49
11	SPT-THR 1,5/11-V-5,0 P26	1822626	60	54
12	SPT-THR 1,5/12-V-5,0 P26	1822639	60	59

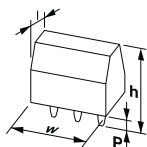
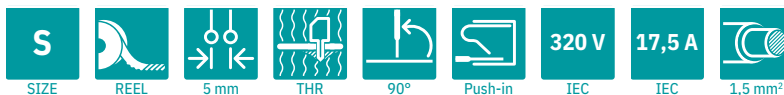


#### Technical data

Product Line		COMBICON Terminals S		
Connection capacity				
rigid / flexible	[mm <sup>2</sup> ]	0.2 - 1.5 / 0.2 - 1.5		
Flexible with ferrules without plastic sleeve	[mm <sup>2</sup> ]	0.2 - 1.5		
Flexible with ferrules with plastic sleeve	[mm <sup>2</sup> ]	0.2 - 0.75		
Conductor cross section AWG/kcmil		24 - 16		
Stripping length	[mm]	- 8		
Electrical parameters				
rated current / nominal cross section	[A] / [mm <sup>2</sup> ]	17.5 / 1.5		
Surge voltage category/degree of pollution		III/3	III / 2	II / 2
Rated insulation voltage	[V]	250	320	500
Rated surge voltage	[kV]	4	4	4
General data				
Type of insulation material / insulation material group		LCP / IIIa		
Flammability rating in accordance with UL 94		V0		
Certification data				
Note		More detailed information on the approval data can be found on our website.		

**Printed circuit board terminal, Push-in spring connection, Pitch: 5 mm**

SPT 1,5/..-V-THR, Linear pinning



Dimensions	[mm]
Solder pin length [P]	2
Length [l]	7.7
Height [h]	15.6
Installed height	13.6


**Ordering data**

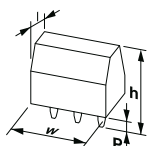
No. of pos.	Type	Item No.	Pcs./ Pkt.	Width w [mm]
2	SPT-THR 1,5/ 2-V-5,0 P20 R24	1823418	200	9
3	SPT-THR 1,5/ 3-V-5,0 P20 R32	1823421	180	14
4	SPT-THR 1,5/ 4-V-5,0 P20 R56	1823434	200	19
5	SPT-THR 1,5/ 5-V-5,0 P20 R56	1823447	200	24
6	SPT-THR 1,5/ 6-V-5,0 P20 R56	1823450	200	29
7	SPT-THR 1,5/ 7-V-5,0 P20 R56	1823463	200	34
8	SPT-THR 1,5/ 8-V-5,0 P20 R88	1823476	200	39
9	SPT-THR 1,5/ 9-V-5,0 P20 R88	1823489	200	44.46
10	SPT-THR 1,5/10-V-5,0 P20 R88	1823492	200	49
11	SPT-THR 1,5/11-V-5,0 P20 R88	1823502	200	54
12	SPT-THR 1,5/12-V-5,0 P20 R88	1823515	200	59

**Technical data**

Product Line		COMBICON Terminals S		
Connection capacity				
rigid / flexible	[mm <sup>2</sup> ]	0.2 - 1.5 / 0.2 - 1.5		
Flexible with ferrules without plastic sleeve	[mm <sup>2</sup> ]	0.2 - 1.5		
Flexible with ferrules with plastic sleeve	[mm <sup>2</sup> ]	0.2 - 0.75		
Conductor cross section AWG/kcmil		24 - 16		
Stripping length	[mm]	- 8		
Electrical parameters				
rated current / nominal cross section	[A] / [mm <sup>2</sup> ]	17.5 / 1.5		
Surge voltage category/degree of pollution		III/3	III / 2	II / 2
Rated insulation voltage	[V]	250	320	500
Rated surge voltage	[kV]	4	4	4
General data				
Type of insulation material / insulation material group		LCP / IIIa		
Flammability rating in accordance with UL 94		V0		
Certification data				
Note		More detailed information on the approval data can be found on our website.		

**Printed circuit board terminal, Push-in spring connection, Pitch: 5.08 mm**

SPT 1,5/..-V-THR, Linear pinning



Dimensions	[mm]
Solder pin length [P]	2.6
Length [l]	7.7
Height [h]	16.2
Installed height	13.6


**Ordering data**

No. of pos.	Type	Item No.	Pcs./ Pkt.	Width w [mm]
2	SPT-THR 1,5/ 2-V-5,08 P26	1822642	400	9.08
3	SPT-THR 1,5/ 3-V-5,08 P26	1822655	250	14.16
4	SPT-THR 1,5/ 4-V-5,08 P26	1822668	190	19.24
5	SPT-THR 1,5/ 5-V-5,08 P26	1822671	160	24.32
6	SPT-THR 1,5/ 6-V-5,08 P26	1822684	120	29.4
7	SPT-THR 1,5/ 7-V-5,08 P26	1822697	90	34.48
8	SPT-THR 1,5/ 8-V-5,08 P26	1822707	90	39.56
9	SPT-THR 1,5/ 9-V-5,08 P26	1822710	60	44.64
10	SPT-THR 1,5/10-V-5,08 P26	1822723	60	49.72
11	SPT-THR 1,5/11-V-5,08 P26	1822736	60	54.8
12	SPT-THR 1,5/12-V-5,08 P26	1822749	60	59.88

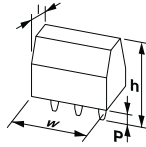
**Technical data**

Product Line		COMBICON Terminals S		
Connection capacity				
rigid / flexible	[mm <sup>2</sup> ]	0.2 - 1.5 / 0.2 - 1.5		
Flexible with ferrules without plastic sleeve	[mm <sup>2</sup> ]	0.2 - 1.5		
Flexible with ferrules with plastic sleeve	[mm <sup>2</sup> ]	0.2 - 0.75		
Conductor cross section AWG/kcmil		24 - 16		
Stripping length	[mm]	- 8		
Electrical parameters				
rated current / nominal cross section	[A] / [mm <sup>2</sup> ]	17.5 / 1.5		
Surge voltage category/degree of pollution		III/3	III / 2	II / 2
Rated insulation voltage	[V]	250	320	500
Rated surge voltage	[kV]	4	4	4
General data				
Type of insulation material / insulation material group		LCP / IIIa		
Flammability rating in accordance with UL 94		V0		
Certification data				
Note		More detailed information on the approval data can be found on our website.		

## COMBICON terminals S up to 1.5 mm<sup>2</sup> (16 AWG)

### Printed circuit board terminal, Push-in spring connection, Pitch: 5.08 mm

SPT 1,5/..-V-THR, Linear pinning

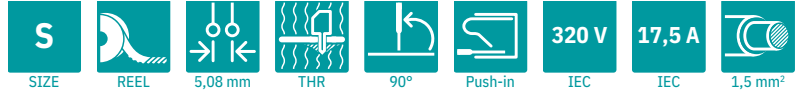


Dimensions	[mm]
Solder pin length [P]	2
Length [l]	7.7
Height [h]	15.6
Installed height	13.6



#### Ordering data

No. of pos.	Type	Item No.	Pcs./ Pkt.	Width w [mm]
2	SPT-THR 1,5/ 2-V-5,08 P20 R24	1823528	200	9.08
3	SPT-THR 1,5/ 3-V-5,08 P20 R32	1823531	200	14.16
4	SPT-THR 1,5/ 4-V-5,08 P20 R56	1823544	200	19.24
5	SPT-THR 1,5/ 5-V-5,08 P20 R56	1823557	200	24.32
6	SPT-THR 1,5/ 6-V-5,08 P20 R56	1823560	200	29.4
7	SPT-THR 1,5/ 7-V-5,08 P20 R56	1823573	200	34.48
8	SPT-THR 1,5/ 8-V-5,08 P20 R88	1823586	200	39.56
9	SPT-THR 1,5/ 9-V-5,08 P20 R88	1823599	200	44.64
10	SPT-THR 1,5/10-V-5,08 P20 R88	1823609	200	49.72
11	SPT-THR 1,5/11-V-5,08 P20 R88	1823612	200	54.8
12	SPT-THR 1,5/12-V-5,08 P20 R88	1823625	200	59.88

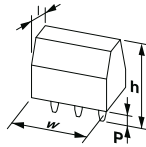


#### Technical data

Product Line		COMBICON Terminals S		
Connection capacity				
rigid / flexible	[mm <sup>2</sup> ]	0.2 - 1.5 / 0.2 - 1.5		
Flexible with ferrules without plastic sleeve	[mm <sup>2</sup> ]	0.2 - 1.5		
Flexible with ferrules with plastic sleeve	[mm <sup>2</sup> ]	0.2 - 0.75		
Conductor cross section AWG/kcmil		24 - 16		
Stripping length	[mm]	- 8		
Electrical parameters				
rated current / nominal cross section	[A] / [mm <sup>2</sup> ]	17.5 / 1.5		
Surge voltage category/degree of pollution		III/3	III / 2	II / 2
Rated insulation voltage	[V]	250	320	500
Rated surge voltage	[kV]	4	4	4
General data				
Type of insulation material / insulation material group		LCP / IIIa		
Flammability rating in accordance with UL 94		V0		
Certification data				
Note		More detailed information on the approval data can be found on our website.		

### Printed circuit board terminal, Push-in spring connection, Pitch: 5.08 mm

SPTA 1,5/..-THR, Linear pinning



Dimensions	[mm]
Solder pin length [P]	2.6
Length [l]	11.6
Height [h]	15.07
Installed height	12.47



#### Ordering data

No. of pos.	Type	Item No.	Pcs./ Pkt.	Width w [mm]
2	SPTA-THR 1,5/ 2-5,08 R32	1071199	145	9.68
3	SPTA-THR 1,5/ 3-5,08 R32	1071202	145	14.76
4	SPTA-THR 1,5/ 4-5,08 R44	1071204	145	19.84
5	SPTA-THR 1,5/ 5-5,08 R44	1071205	145	24.92
6	SPTA-THR 1,5/ 6-5,08 R56	1071206	145	30
7	SPTA-THR 1,5/ 7-5,08 R56	1071207	145	35.08
8	SPTA-THR 1,5/ 8-5,08 R56	1071208	145	40.16
9	SPTA-THR 1,5/ 9-5,08 R72	1071209	145	45.24
10	SPTA-THR 1,5/10-5,08 R72	1071210	145	50.32
11	SPTA-THR 1,5/11-5,08 R88	1071211	145	55.4
12	SPTA-THR 1,5/12-5,08 R88	1071212	145	60.48

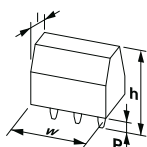


#### Technical data

Product Line		COMBICON Terminals S		
Connection capacity				
rigid / flexible	[mm <sup>2</sup> ]	0.2 - 1.5 / 0.5 - 1.5		
Flexible with ferrules without plastic sleeve	[mm <sup>2</sup> ]	0.25 - 1.5		
Flexible with ferrules with plastic sleeve	[mm <sup>2</sup> ]	0.25 - 1.5		
Conductor cross section AWG/kcmil		-		
Stripping length	[mm]	- 10		
Electrical parameters				
rated current / nominal cross section	[A] / [mm <sup>2</sup> ]	17.5 / 1.5		
Surge voltage category/degree of pollution		III/3	III / 2	II / 2
Rated insulation voltage	[V]	250	320	400
Rated surge voltage	[kV]	4	4	4
General data				
Type of insulation material / insulation material group		LCP / IIIa		
Flammability rating in accordance with UL 94		V0		
Certification data				
Note		More detailed information on the approval data can be found on our website.		

**Printed circuit board terminal, Push-in spring connection, Pitch: 5 mm**

SPT 1,5/..-H-SMD, Linear pad geometry



Dimensions	[mm]
Solder pin length [P]	-
Length [l]	13.6
Height [h]	9.7
Installed height	7.7


**Ordering data**

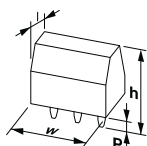
No. of pos.	Type	Item No.	Pcs./ Pkt.	Width w [mm]
2	SPT-SMD 1,5/ 2-H-5,0 R24	1824747	300	9
3	SPT-SMD 1,5/ 3-H-5,0 R32	1824750	300	14
4	SPT-SMD 1,5/ 4-H-5,0 R44	1824763	300	19
5	SPT-SMD 1,5/ 5-H-5,0 R44	1824776	300	24
6	SPT-SMD 1,5/ 6-H-5,0 R44	1824789	300	29
7	SPT-SMD 1,5/ 7-H-5,0 R88	1824792	300	34
8	SPT-SMD 1,5/ 8-H-5,0 R88	1824802	300	39
9	SPT-SMD 1,5/ 9-H-5,0 R88	1824815	300	44
10	SPT-SMD 1,5/10-H-5,0 R88	1824828	300	49
11	SPT-SMD 1,5/11-H-5,0 R88	1824831	300	54
12	SPT-SMD 1,5/12-H-5,0 R88	1824844	300	59

**Technical data**

Product Line		COMBICON Terminals S		
Connection capacity				
rigid / flexible	[mm <sup>2</sup> ]	0.2 - 1.5 / 0.2 - 1.5		
Flexible with ferrules without plastic sleeve	[mm <sup>2</sup> ]	0.2 - 1.5		
Flexible with ferrules with plastic sleeve	[mm <sup>2</sup> ]	0.2 - 0.75		
Conductor cross section AWG/kcmil		24 - 16		
Stripping length	[mm]	- 8		
Electrical parameters				
rated current / nominal cross section	[A] / [mm <sup>2</sup> ]	17.5 / 1.5		
Surge voltage category/degree of pollution		III/3	III / 2	II / 2
Rated insulation voltage	[V]	250	320	500
Rated surge voltage	[kV]	4	4	4
General data				
Type of insulation material / insulation material group		LCP / IIIa		
Flammability rating in accordance with UL 94		V0		
Certification data				
Note		More detailed information on the approval data can be found on our website.		

**Printed circuit board terminal, Push-in spring connection, Pitch: 5.08 mm**

SPT 1,5/..-H-SMD, Linear pad geometry



Dimensions	[mm]
Solder pin length [P]	-
Length [l]	13.6
Height [h]	9.7
Installed height	7.7


**Ordering data**

No. of pos.	Type	Item No.	Pcs./ Pkt.	Width w [mm]
2	SPT-SMD 1,5/ 2-H-5,08 R24	1824857	300	9.08
3	SPT-SMD 1,5/ 3-H-5,08 R32	1824860	300	14.16
4	SPT-SMD 1,5/ 4-H-5,08 R44	1824873	300	19.24
5	SPT-SMD 1,5/ 5-H-5,08 R44	1824885	300	24.32
6	SPT-SMD 1,5/ 6-H-5,08 R44	1824899	300	29.4
7	SPT-SMD 1,5/ 7-H-5,08 R88	1824909	300	34.48
8	SPT-SMD 1,5/ 8-H-5,08 R88	1824912	300	39.56
9	SPT-SMD 1,5/ 9-H-5,08 R88	1824925	300	44.64
10	SPT-SMD 1,5/10-H-5,08 R88	1824938	300	49.72
11	SPT-SMD 1,5/11-H-5,08 R88	1824941	300	54.8
12	SPT-SMD 1,5/12-H-5,08 R88	1824954	300	59.88

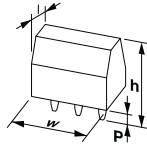
**Technical data**

Product Line		COMBICON Terminals S		
Connection capacity				
rigid / flexible	[mm <sup>2</sup> ]	0.2 - 1.5 / 0.2 - 1.5		
Flexible with ferrules without plastic sleeve	[mm <sup>2</sup> ]	0.2 - 1.5		
Flexible with ferrules with plastic sleeve	[mm <sup>2</sup> ]	0.2 - 0.75		
Conductor cross section AWG/kcmil		24 - 16		
Stripping length	[mm]	- 8		
Electrical parameters				
rated current / nominal cross section	[A] / [mm <sup>2</sup> ]	17.5 / 1.5		
Surge voltage category/degree of pollution		III/3	III / 2	II / 2
Rated insulation voltage	[V]	250	320	500
Rated surge voltage	[kV]	4	4	4
General data				
Type of insulation material / insulation material group		LCP / IIIa		
Flammability rating in accordance with UL 94		V0		
Certification data				
Note		More detailed information on the approval data can be found on our website.		

## COMBICON terminals S up to 1.5 mm<sup>2</sup> (16 AWG)

### Printed circuit board terminal, Push-in spring connection, Pitch: 5 mm

SPT 1,5/...-V-SMD, Linear pad geometry

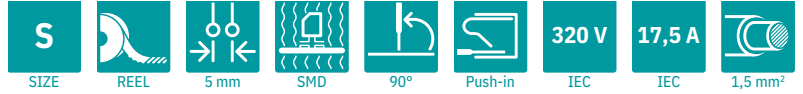


Dimensions	[mm]
Solder pin length [P]	-
Length [l]	7.7
Height [h]	13.6
Installed height	13.6



#### Ordering data

No. of pos.	Type	Item No.	Pcs./ Pkt.	Width w [mm]
2	SPT-SMD 1,5/ 2-V-5,0 R24	1824307	200	9
3	SPT-SMD 1,5/ 3-V-5,0 R32	1824310	200	14
4	SPT-SMD 1,5/ 4-V-5,0 R44	1824323	200	19
5	SPT-SMD 1,5/ 5-V-5,0 R44	1824336	200	24
6	SPT-SMD 1,5/ 6-V-5,0 R44	1824349	200	29
7	SPT-SMD 1,5/ 7-V-5,0 R88	1824352	200	34
8	SPT-SMD 1,5/ 8-V-5,0 R88	1824365	200	39
9	SPT-SMD 1,5/ 9-V-5,0 R88	1824378	200	44
10	SPT-SMD 1,5/10-V-5,0 R88	1824381	200	49
11	SPT-SMD 1,5/11-V-5,0 R88	1824394	200	54
12	SPT-SMD 1,5/12-V-5,0 R88	1824404	200	59

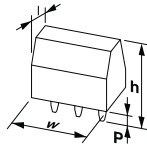


#### Technical data

Product Line		COMBICON Terminals S		
Connection capacity				
rigid / flexible	[mm <sup>2</sup> ]	0.2 - 1.5 / 0.2 - 1.5		
Flexible with ferrules without plastic sleeve	[mm <sup>2</sup> ]	0.2 - 1.5		
Flexible with ferrules with plastic sleeve	[mm <sup>2</sup> ]	0.2 - 0.75		
Conductor cross section AWG/kcmil		24 - 16		
Stripping length	[mm]	- 8		
Electrical parameters				
rated current / nominal cross section	[A] / [mm <sup>2</sup> ]	17.5 / 1.5		
Surge voltage category/degree of pollution		III/3	III / 2	II / 2
Rated insulation voltage	[V]	250	320	500
Rated surge voltage	[kV]	4	4	4
General data				
Type of insulation material / insulation material group		LCP / IIIa		
Flammability rating in accordance with UL 94		V0		
Certification data				
Note		More detailed information on the approval data can be found on our website.		

### Printed circuit board terminal, Push-in spring connection, Pitch: 5.08 mm

SPT 1,5/...-V-SMD, Linear pad geometry

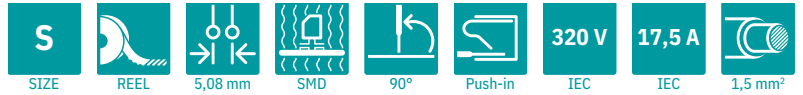


Dimensions	[mm]
Solder pin length [P]	-
Length [l]	7.7
Height [h]	13.6
Installed height	13.6



#### Ordering data

No. of pos.	Type	Item No.	Pcs./ Pkt.	Width w [mm]
2	SPT-SMD 1,5/ 2-V-5,08 R24	1824417	200	9.08
3	SPT-SMD 1,5/ 3-V-5,08 R32	1824420	200	14.16
4	SPT-SMD 1,5/ 4-V-5,08 R44	1824433	200	19.24
5	SPT-SMD 1,5/ 5-V-5,08 R44	1824446	200	24.32
6	SPT-SMD 1,5/ 6-V-5,08 R44	1824459	200	29.4
7	SPT-SMD 1,5/ 7-V-5,08 R88	1824462	200	34.48
8	SPT-SMD 1,5/ 8-V-5,08 R88	1824475	200	39.56
9	SPT-SMD 1,5/ 9-V-5,08 R88	1824488	200	44.64
10	SPT-SMD 1,5/10-V-5,08 R88	1824491	200	49.72
11	SPT-SMD 1,5/11-V-5,08 R88	1824501	200	54.8
12	SPT-SMD 1,5/12-V-5,08 R88	1824514	200	59.88

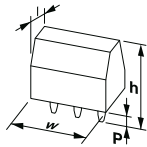


#### Technical data

Product Line		COMBICON Terminals S		
Connection capacity				
rigid / flexible	[mm <sup>2</sup> ]	0.2 - 1.5 / 0.2 - 1.5		
Flexible with ferrules without plastic sleeve	[mm <sup>2</sup> ]	0.2 - 1.5		
Flexible with ferrules with plastic sleeve	[mm <sup>2</sup> ]	0.2 - 0.75		
Conductor cross section AWG/kcmil		24 - 16		
Stripping length	[mm]	- 8		
Electrical parameters				
rated current / nominal cross section	[A] / [mm <sup>2</sup> ]	17.5 / 1.5		
Surge voltage category/degree of pollution		III/3	III / 2	II / 2
Rated insulation voltage	[V]	250	320	500
Rated surge voltage	[kV]	4	4	4
General data				
Type of insulation material / insulation material group		LCP / IIIa		
Flammability rating in accordance with UL 94		V0		
Certification data				
Note		More detailed information on the approval data can be found on our website.		

Printed circuit board terminal, Push-in spring connection, Pitch: 5 mm

SPTAF 1/...-IL, Linear pinning



Dimensions	[mm]
Solder pin length [P]	2.6
Length [l]	11
Height [h]	10.6
Installed height	8



Ordering data

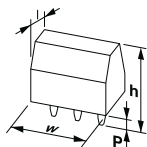
No. of pos.	Type	Item No.	Pcs./ Pkt.	Width w [mm]
2	SPTAF 1/ 2-5,0-IL	1862275	180	10
3	SPTAF 1/ 3-5,0-IL	1862288	125	15
4	SPTAF 1/ 4-5,0-IL	1862291	80	20
5	SPTAF 1/ 5-5,0-IL	1862301	70	25
6	SPTAF 1/ 6-5,0-IL	1862314	55	30
7	SPTAF 1/ 7-5,0-IL	1862327	80	35
8	SPTAF 1/ 8-5,0-IL	1862330	80	40
9	SPTAF 1/ 9-5,0-IL	1862343	80	45
10	SPTAF 1/10-5,0-IL	1862356	50	50
11	SPTAF 1/11-5,0-IL	1862369	50	55
12	SPTAF 1/12-5,0-IL	1862372	50	60
13	SPTAF 1/13-5,0-IL	1862385	50	65
14	SPTAF 1/14-5,0-IL	1862398	20	70
15	SPTAF 1/15-5,0-IL	1862408	20	75
16	SPTAF 1/16-5,0-IL	1862563	20	80

Technical data

Product Line		COMBICON Terminals S		
Connection capacity				
rigid / flexible	[mm <sup>2</sup> ]	0.2 - 1.5 / 0.2 - 1.5		
Flexible with ferrules without plastic sleeve	[mm <sup>2</sup> ]	0.25 - 0.75		
Flexible with ferrules with plastic sleeve	[mm <sup>2</sup> ]	0.25 - 0.75		
Conductor cross section AWG/kcmil		24 - 16		
Stripping length	[mm]	- 8		
Electrical parameters				
rated current / nominal cross section	[A] / [mm <sup>2</sup> ]	16 / 1.5		
Surge voltage category/degree of pollution		III/3	III / 2	II / 2
Rated insulation voltage	[V]	250	320	630
Rated surge voltage	[kV]	4	4	4
General data				
Type of insulation material / insulation material group		PA / I		
Flammability rating in accordance with UL 94		V0		
Certification data				
Note		More detailed information on the approval data can be found on our website.		

Printed circuit board terminal, Push-in spring connection, Pitch: 5 mm

SPTAF 1/...-EL, Linear pinning



Dimensions	[mm]
Solder pin length [P]	2.6
Length [l]	11
Height [h]	12.8
Installed height	10.2



Ordering data

No. of pos.	Type	Item No.	Pcs./ Pkt.	Width w [mm]
2	SPTAF 1/ 2-5,0-EL	1862411	165	10
3	SPTAF 1/ 3-5,0-EL	1862424	100	15
4	SPTAF 1/ 4-5,0-EL	1862437	75	20
5	SPTAF 1/ 5-5,0-EL	1862440	65	25
6	SPTAF 1/ 6-5,0-EL	1862453	50	30
7	SPTAF 1/ 7-5,0-EL	1862466	70	35
8	SPTAF 1/ 8-5,0-EL	1862479	70	40
9	SPTAF 1/ 9-5,0-EL	1862482	70	45
10	SPTAF 1/10-5,0-EL	1862495	50	50
11	SPTAF 1/11-5,0-EL	1862505	50	55
12	SPTAF 1/12-5,0-EL	1862518	50	60
13	SPTAF 1/13-5,0-EL	1862521	50	65
14	SPTAF 1/14-5,0-EL	1862534	20	70
15	SPTAF 1/15-5,0-EL	1862547	20	75
16	SPTAF 1/16-5,0-EL	1862550	20	80

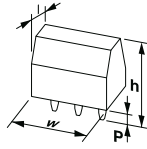
Technical data

Product Line		COMBICON Terminals S		
Connection capacity				
rigid / flexible	[mm <sup>2</sup> ]	0.2 - 1.5 / 0.2 - 1.5		
Flexible with ferrules without plastic sleeve	[mm <sup>2</sup> ]	0.25 - 0.75		
Flexible with ferrules with plastic sleeve	[mm <sup>2</sup> ]	0.25 - 0.75		
Conductor cross section AWG/kcmil		24 - 16		
Stripping length	[mm]	- 8		
Electrical parameters				
rated current / nominal cross section	[A] / [mm <sup>2</sup> ]	16 / 1.5		
Surge voltage category/degree of pollution		III/3	III / 2	II / 2
Rated insulation voltage	[V]	250	320	630
Rated surge voltage	[kV]	4	4	4
General data				
Type of insulation material / insulation material group		PA / I		
Flammability rating in accordance with UL 94		V0		
Certification data				
Note		More detailed information on the approval data can be found on our website.		

## COMBICON terminals S up to 1.5 mm<sup>2</sup> (16 AWG)

### Printed circuit board terminal, Push-in spring connection, Pitch: 5 mm

SPTAF 1/...-LL, Linear pinning




Dimensions	[mm]
Solder pin length [P]	2.6
Length [l]	11
Height [h]	13.5
Installed height	10.9



#### Ordering data

No. of pos.	Type	Item No.	Pcs./ Pkt.	Width w [mm]
2	SPTAF 1/ 2-5,0-LL	1864435	165	10
3	SPTAF 1/ 3-5,0-LL	1864448	100	15
4	SPTAF 1/ 4-5,0-LL	1864451	75	20
5	SPTAF 1/ 5-5,0-LL	1864464	65	25
6	SPTAF 1/ 6-5,0-LL	1864477	50	30
7	SPTAF 1/ 7-5,0-LL	1864480	70	35
8	SPTAF 1/ 8-5,0-LL	1864493	70	40
9	SPTAF 1/ 9-5,0-LL	1864503	70	45
10	SPTAF 1/10-5,0-LL	1864516	50	50
11	SPTAF 1/11-5,0-LL	1864529	50	55
12	SPTAF 1/12-5,0-LL	1864532	50	60
13	SPTAF 1/13-5,0-LL	1864545	50	65
14	SPTAF 1/14-5,0-LL	1864558	20	70
15	SPTAF 1/15-5,0-LL	1864561	20	75
16	SPTAF 1/16-5,0-LL	1864574	20	80

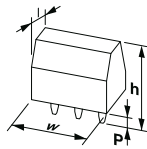


#### Technical data

Product Line		COMBICON Terminals S		
Connection capacity				
rigid / flexible	[mm <sup>2</sup> ]	0.2 - 0.75 / 0.2 - 1		
Flexible with ferrules without plastic sleeve	[mm <sup>2</sup> ]	0.25 - 0.5		
Flexible with ferrules with plastic sleeve	[mm <sup>2</sup> ]	0.25 - 0.5		
Conductor cross section AWG/kcmil		24 - 18		
Stripping length	[mm]	- 8		
Electrical parameters				
rated current / nominal cross section	[A] / [mm <sup>2</sup> ]	13.5 / 1		
Surge voltage category/degree of pollution		III/3	III / 2	II / 2
Rated insulation voltage	[V]	250	320	630
Rated surge voltage	[kV]	4	4	4
General data				
Type of insulation material / insulation material group		PA / I		
Flammability rating in accordance with UL 94		V0		
Certification data				
Note	More detailed information on the approval data can be found on our website.			

### Printed circuit board terminal, Push-in spring connection, Pitch: 5 mm

SPTAF 1/...-IL PROFINET, Linear pinning



Dimensions	[mm]
Solder pin length [P]	2.6
Length [l]	11
Height [h]	10.6
Installed height	8



#### Ordering data

No. of pos.	Type	Item No.	Pcs./ Pkt.	Width w [mm]
4	SPTAF 1/ 4-5,0-IL PROFINET 3	1050669	80	20



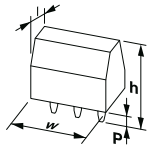
#### Technical data

Product Line		COMBICON Terminals S		
Connection capacity				
rigid / flexible	[mm <sup>2</sup> ]	0.2 - 1.5 / 0.2 - 1.5		
Flexible with ferrules without plastic sleeve	[mm <sup>2</sup> ]	0.25 - 0.75		
Flexible with ferrules with plastic sleeve	[mm <sup>2</sup> ]	0.25 - 0.75		
Conductor cross section AWG/kcmil		24 - 16		
Stripping length	[mm]	- 8		
Electrical parameters				
rated current / nominal cross section	[A] / [mm <sup>2</sup> ]	16 / 1.5		
Surge voltage category/degree of pollution		III/3	III / 2	II / 2
Rated insulation voltage	[V]	250	320	630
Rated surge voltage	[kV]	4	4	4
General data				
Type of insulation material / insulation material group		PA / I		
Flammability rating in accordance with UL 94		V0		
Certification data				
Note	More detailed information on the approval data can be found on our website.			



Printed circuit board terminal, Push-in spring connection, Pitch: 5 mm

SPTAF 1/...-IL-EX, Linear pinning



Dimensions	[mm]
Solder pin length [P]	2.6
Length [l]	11
Height [h]	10.6
Installed height	8

Ex:

Ordering data

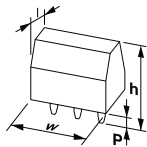

No. of pos.	Type	Item No.	Pcs./ Pkt.	Width w [mm]
2	SPTAF 1/ 2-5,0-IL-EX	1071064	180	10
3	SPTAF 1/ 3-5,0-IL-EX	1071066	125	15
4	SPTAF 1/ 4-5,0-IL-EX	1071068	80	20
5	SPTAF 1/ 5-5,0-IL-EX	1071070	70	25
6	SPTAF 1/ 6-5,0-IL-EX	1071071	55	30
7	SPTAF 1/ 7-5,0-IL-EX	1071073	80	35
8	SPTAF 1/ 8-5,0-IL-EX	1071074	80	40
9	SPTAF 1/ 9-5,0-IL-EX	1071077	80	45
10	SPTAF 1/10-5,0-IL-EX	1071078	50	50
11	SPTAF 1/11-5,0-IL-EX	1071079	50	55
12	SPTAF 1/12-5,0-IL-EX	1071080	50	60

Technical data

Product Line	COMBICON Terminals S	
Ex marking	0344  II 2G Ex eb IIC T6...T1 Gb	
Examination certificate	SEV 19 ATEX 0159 U	
IECEX certificate	IECEX SEV 19.0026U	
Connection capacity		
rigid / flexible	[mm <sup>2</sup> ]	0.2 - 1.5 / 0.2 - 1.5
rigid / flexible	AWG	- / -
Stripping length	[mm]	- 8
Electrical parameters		
rated current / nominal cross section	[A] / [mm <sup>2</sup> ]	16 / 1.5
Rated voltage	[V]	137
General data		
Type of insulation material / insulation material group	PA / I	
Flammability rating in accordance with UL 94	V0	

Printed circuit board terminal, Push-in spring connection, Pitch: 5 mm

SPTAF 1/...-EL-EX, Linear pinning



Dimensions	[mm]
Solder pin length [P]	2.6
Length [l]	11
Height [h]	12.8
Installed height	10.2

Ex:

Ordering data

No. of pos.	Type	Item No.	Pcs./ Pkt.	Width w [mm]
2	SPTAF 1/ 2-5,0-EL-EX	1071045	165	10
3	SPTAF 1/ 3-5,0-EL-EX	1071046	100	15
4	SPTAF 1/ 4-5,0-EL-EX	1071048	75	20
5	SPTAF 1/ 5-5,0-EL-EX	1071049	65	25
6	SPTAF 1/ 6-5,0-EL-EX	1071050	50	30
7	SPTAF 1/ 7-5,0-EL-EX	1071051	70	35
8	SPTAF 1/ 8-5,0-EL-EX	1071053	70	40
9	SPTAF 1/ 9-5,0-EL-EX	1071055	70	45
10	SPTAF 1/10-5,0-EL-EX	1071057	50	50
11	SPTAF 1/11-5,0-EL-EX	1071059	50	55
12	SPTAF 1/12-5,0-EL-EX	1071060	50	60

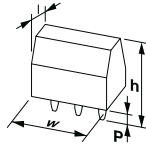
Technical data

Product Line	COMBICON Terminals S	
Ex marking	0344  II 2G Ex eb IIC T6...T1 Gb	
Examination certificate	SEV 19 ATEX 0159 U	
IECEX certificate	IECEX SEV 19.0026U	
Connection capacity		
rigid / flexible	[mm <sup>2</sup> ]	0.2 - 1.5 / 0.2 - 1.5
rigid / flexible	AWG	- / -
Stripping length	[mm]	- 8
Electrical parameters		
rated current / nominal cross section	[A] / [mm <sup>2</sup> ]	16 / 1.5
Rated voltage	[V]	137
General data		
Type of insulation material / insulation material group	PA / I	
Flammability rating in accordance with UL 94	V0	

## COMBICON terminals S up to 1.5 mm<sup>2</sup> (16 AWG)

### Printed circuit board terminal, Push-in spring connection, Pitch: 5 mm

SPTAF 1/..-IL-EX PROFINET, Linear pinning



Dimensions	[mm]
Solder pin length [P]	2.6
Length [l]	11
Height [h]	10.6
Installed height	8

Ex: IEC 16A IEC 1.5mm<sup>2</sup>

#### Ordering data

No. of pos.	Type	Item No.	Pcs./ Pkt.	Width w [mm]
4	SPTAF 1/ 4-5,0-IL-EXPROFINET 3	1071100	80	20

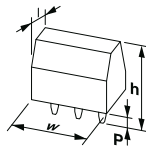


#### Technical data

Product Line	COMBICON Terminals S		
Ex marking	0344		
Examination certificate	SEV 19 ATEX 0159 U		
IECEx certificate	IECEx SEV 19.0026U		
Connection capacity			
rigid / flexible	[mm <sup>2</sup> ]	0.2 - 1.5 / 0.2 - 1.5	
rigid / flexible	AWG	- / -	
Stripping length	[mm]	- 8	
Electrical parameters			
rated current / nominal cross section	[A] / [mm <sup>2</sup> ]	16 / 1.5	
Rated voltage	[V]	137	
General data			
Type of insulation material / insulation material group	PA / I		
Flammability rating in accordance with UL 94	V0		

### Printed circuit board terminal, Push-in spring connection, Pitch: 5 mm

SPTA 1/, Linear pinning



Dimensions	[mm]
Solder pin length [P]	3.5
Length [l]	10
Height [h]	15.9
Installed height	12.4

UL 94 IEC 1mm<sup>2</sup>

#### Ordering data

No. of pos.	Type	Item No.	Pcs./ Pkt.	Width w [mm]
2	SPTA 1/ 2-5,0	1752214	100	9.1
3	SPTA 1/ 3-5,0	1752227	100	14.1
4	SPTA 1/ 4-5,0	1752230	50	19.1
5	SPTA 1/ 5-5,0	1752243	50	24.1
6	SPTA 1/ 6-5,0	1752256	50	29.1
7	SPTA 1/ 7-5,0	1752269	50	34.1
8	SPTA 1/ 8-5,0	1752272	50	39.1
9	SPTA 1/ 9-5,0	1752285	50	44.1
10	SPTA 1/10-5,0	1752298	50	49.1
11	SPTA 1/11-5,0	1752308	50	54.1
12	SPTA 1/12-5,0	1752311	50	59.1

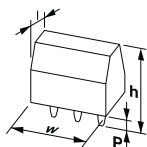

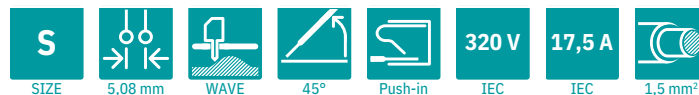


#### Technical data

Product Line	COMBICON Terminals S		
Connection capacity			
rigid / flexible	[mm <sup>2</sup> ]	0.2 - 1.5 / 0.2 - 1.5	
Flexible with ferrules without plastic sleeve	[mm <sup>2</sup> ]	0.25 - 0.75	
Flexible with ferrules with plastic sleeve	[mm <sup>2</sup> ]	0.25 - 0.75	
Conductor cross section AWG/kcmil		24 - 16	
Stripping length	[mm]	- 8	
Electrical parameters			
rated current / nominal cross section	[A] / [mm <sup>2</sup> ]	9 / 1	
Surge voltage category/degree of pollution		III / 3	III / 2
Rated insulation voltage	[V]	250	320
Rated surge voltage	[kV]	4	4
General data			
Type of insulation material / insulation material group	PA / I		
Flammability rating in accordance with UL 94	V0		
Certification data			
Note	More detailed information on the approval data can be found on our website.		

**Printed circuit board terminal, Push-in spring connection, Pitch: 5.08 mm**

SPTA 1,5/, Linear pinning



Dimensions	[mm]
Solder pin length [P]	3.4
Length [l]	12
Height [h]	15.4
Installed height	12


**Ordering data**

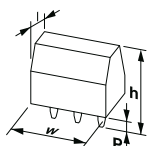
No. of pos.	Type	Item No.	Pcs./ Pkt.	Width w [mm]
2	SPTA 1,5/ 2-5,08	1751163	100	10.39
3	SPTA 1,5/ 3-5,08	1744442	100	15.47
4	SPTA 1,5/ 4-5,08	1751189	50	20.55
5	SPTA 1,5/ 5-5,08	1751192	50	25.63
6	SPTA 1,5/ 6-5,08	1751202	50	30.71
7	SPTA 1,5/ 7-5,08	1751215	50	35.79
8	SPTA 1,5/ 8-5,08	1751228	50	40.87
9	SPTA 1,5/ 9-5,08	1751231	50	45.95
10	SPTA 1,5/ 10-5,08	1751244	50	51.03
11	SPTA 1,5/ 11-5,08	1751257	50	56.11
12	SPTA 1,5/ 12-5,08	1751464	50	61.19

**Technical data**

Product Line		COMBICON Terminals S		
Connection capacity				
rigid / flexible	[mm <sup>2</sup> ]	0.2 - 1.5 / 0.2 - 1.5		
Flexible with ferrules without plastic sleeve	[mm <sup>2</sup> ]	0.25 - 1.5		
Flexible with ferrules with plastic sleeve	[mm <sup>2</sup> ]	0.25 - 1.5		
Conductor cross section AWG/kcmil		24 - 16		
Stripping length	[mm]	- 10		
Electrical parameters				
rated current / nominal cross section	[A] / [mm <sup>2</sup> ]	17.5 / 1.5		
Surge voltage category/degree of pollution		III/3	III / 2	II / 2
Rated insulation voltage	[V]	250	320	630
Rated surge voltage	[kV]	4	4	4
General data				
Type of insulation material / insulation material group		PA / I		
Flammability rating in accordance with UL 94		V0		
Certification data				
Note		More detailed information on the approval data can be found on our website.		

**Printed circuit board terminal, Push-in spring connection, Pitch: 5.08 mm**

MFKDSP, Linear pinning



Dimensions	[mm]
Solder pin length [P]	3.3
Length [l]	16.2
Height [h]	16.22
Installed height	12.92


**Ordering data**

No. of pos.	Type	Item No.	Pcs./ Pkt.	Width w [mm]
2	MFKDSP/ 2-5,08	1790283	50	10.16
3	MFKDSP/ 3-5,08	1790296	50	15.24
4	MFKDSP/ 4-5,08	1790649	50	20.32
5	MFKDSP/ 5-5,08	1906776	50	25.4
6	MFKDSP/ 6-5,08	1791884	50	30.48
7	MFKDSP/ 7-5,08	1791693	50	35.56

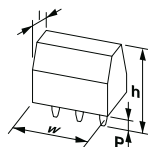

**Technical data**

Product Line		COMBICON Terminals S		
Connection capacity				
rigid / flexible	[mm <sup>2</sup> ]	0.2 - 1.5 / 0.2 - 1		
Flexible with ferrules without plastic sleeve	[mm <sup>2</sup> ]	0.25 - 0.75		
Flexible with ferrules with plastic sleeve	[mm <sup>2</sup> ]	0.25 - 0.75		
Conductor cross section AWG/kcmil		24 - 16		
Stripping length	[mm]	- 10		
Electrical parameters				
rated current / nominal cross section	[A] / [mm <sup>2</sup> ]	12 / 1		
Surge voltage category/degree of pollution		III/3	III / 2	II / 2
Rated insulation voltage	[V]	250	320	630
Rated surge voltage	[kV]	4	4	4
General data				
Type of insulation material / insulation material group		PA / I		
Flammability rating in accordance with UL 94		V0		
Certification data				
Note		More detailed information on the approval data can be found on our website.		

## COMBICON terminals S up to 1.5 mm<sup>2</sup> (16 AWG)

### Printed circuit board terminal, Push-in spring connection, Pitch: 5.08 mm

FFKDSA(A)/H1, Linear pinning

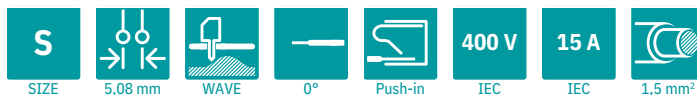


Dimensions	[mm]
Solder pin length [P]	3.4
Length [l]	13.65
Height [h]	16.15
Installed height	12.75

UL US

#### Ordering data

No. of pos.	Type	Item No.	Pcs./ Pkt.	Width w [mm]
2	FFKDSA1/H1-5,08-2	1780808	50	12.7
3	FFKDSA1/H1-5,08-3	1907348	50	17.74
4	FFKDSA1/H1-5,08-4	1791282	50	22.86
5	FFKDSA1/H1-5,08-5	1791295	50	27.94
6	FFKDSA1/H1-5,08-6	1991383	50	33.02
8	FFKDSA1/H1-5,08-8	1890358	50	43.18
9	FFKDSA1/H1-5,08-9	1991396	50	48.26
10	FFKDSA1/H1-5,08-10	1890950	50	53.34
12	FFKDSA1/H1-5,08-12	1932708	50	63.5
15	FFKDSA1/H1-5,08-15	1700473	50	78.74
16	FFKDSA1/H1-5,08-16	1906417	50	83.78

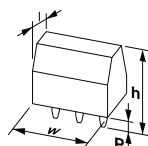



#### Technical data

Product Line		COMBICON Terminals S		
Connection capacity				
rigid / flexible	[mm <sup>2</sup> ]	0.2 - 1.5 / 0.2 - 1.5		
Flexible with ferrules without plastic sleeve	[mm <sup>2</sup> ]	0.25 - 0.75		
Flexible with ferrules with plastic sleeve	[mm <sup>2</sup> ]	0.25 - 0.75		
Conductor cross section AWG/kcmil		24 - 16		
Stripping length	[mm]	- 10		
Electrical parameters				
rated current / nominal cross section	[A] / [mm <sup>2</sup> ]	15 / 1.5		
Surge voltage category/degree of pollution		III/3	III / 2	II / 2
Rated insulation voltage	[V]	250	400	630
Rated surge voltage	[kV]	4	4	4
General data				
Type of insulation material / insulation material group		PA / I		
Flammability rating in accordance with UL 94		V0		
Certification data				
Note		More detailed information on the approval data can be found on our website.		

### Printed circuit board terminal, Push-in spring connection, Pitch: 5.08 mm

FFKDSA(A)/H2, Linear pinning

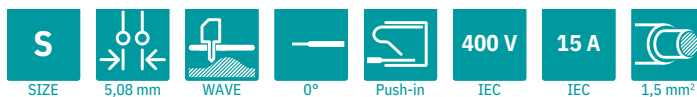


Dimensions	[mm]
Solder pin length [P]	3.4
Length [l]	15.8
Height [h]	13.4
Installed height	10

UL US

#### Ordering data

No. of pos.	Type	Item No.	Pcs./ Pkt.	Width w [mm]
2	FFKDSA1/H2-5,08-2	1700486	50	10.16
3	FFKDSA1/H2-5,08-3	1700499	50	15.24
4	FFKDSA1/H2-5,08-4	1700509	50	20.32
5	FFKDSA1/H2-5,08-5	1700512	50	25.4
7	FFKDSA1/H2-5,08-7	1700538	50	35.56

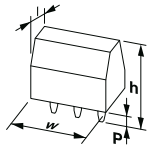

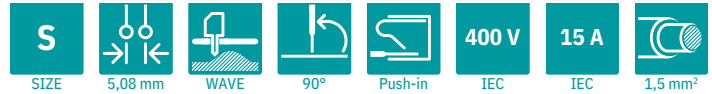


#### Technical data

Product Line		COMBICON Terminals S		
Connection capacity				
rigid / flexible	[mm <sup>2</sup> ]	0.2 - 1.5 / 0.2 - 1.5		
Flexible with ferrules without plastic sleeve	[mm <sup>2</sup> ]	0.25 - 0.75		
Flexible with ferrules with plastic sleeve	[mm <sup>2</sup> ]	0.25 - 0.75		
Conductor cross section AWG/kcmil		24 - 16		
Stripping length	[mm]	- 10		
Electrical parameters				
rated current / nominal cross section	[A] / [mm <sup>2</sup> ]	15 / 1.5		
Surge voltage category/degree of pollution		III/3	III / 2	II / 2
Rated insulation voltage	[V]	250	400	630
Rated surge voltage	[kV]	4	4	4
General data				
Type of insulation material / insulation material group		PA / I		
Flammability rating in accordance with UL 94		V0		
Certification data				
Note		More detailed information on the approval data can be found on our website.		

Printed circuit board terminal, Push-in spring connection, Pitch: 5.08 mm

FFKDSA(A)/V1, Linear pinning



Dimensions	[mm]
Solder pin length [P]	3.4
Length [l]	12.7
Height [h]	17
Installed height	13.6



Ordering data

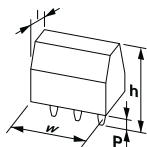

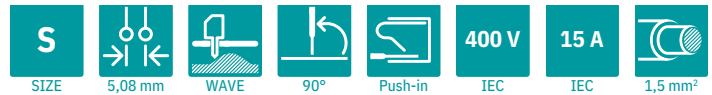
No. of pos.	Type	Item No.	Pcs./ Pkt.	Width w [mm]
2	FFKDSA1/V1-5.08- 2	1789210	50	12.66
3	FFKDSA1/V1-5.08- 3	1704376	50	17.74
4	FFKDSA1/V1-5.08- 4	1789113	50	22.82
5	FFKDSA1/V1-5.08- 5	1751565	50	27.94
6	FFKDSA1/V1-5.08- 6	1780662	50	32.98
8	FFKDSA1/V1-5.08- 8	1791790	50	43.14
9	FFKDSA1/V1-5.08- 9	1751578	50	48.22
10	FFKDSA1/V1-5.08-10	1751581	50	53.3
12	FFKDSA1/V1-5.08-12	1751594	50	63.46
13	FFKDSA1/V1-5.08-13	1700635	50	68.54
14	FFKDSA1/V1-5.08-14	1751604	50	73.62
14	FFKDSA1/V1-5.08-14	1751604	50	73.62
16	FFKDSA1/V1-5.08-16	1868623	50	83.78

Technical data

Product Line		COMBICON Terminals S		
Connection capacity				
rigid / flexible	[mm <sup>2</sup> ]	0.2 - 1.5 / 0.2 - 1.5		
Flexible with ferrules without plastic sleeve	[mm <sup>2</sup> ]	0.25 - 0.75		
Flexible with ferrules with plastic sleeve	[mm <sup>2</sup> ]	0.25 - 0.75		
Conductor cross section AWG/kcmil		24 - 16		
Stripping length	[mm]	- 10		
Electrical parameters				
rated current / nominal cross section	[A] / [mm <sup>2</sup> ]	15 / 1.5		
Surge voltage category/degree of pollution		III/3	III / 2	II / 2
Rated insulation voltage	[V]	250	400	630
Rated surge voltage	[kV]	4	4	4
General data				
Type of insulation material / insulation material group		PA / I		
Flammability rating in accordance with UL 94		V0		
Certification data				
Note		More detailed information on the approval data can be found on our website.		

Printed circuit board terminal, Push-in spring connection, Pitch: 5.08 mm

FFKDSA(A)/V2, Linear pinning



Dimensions	[mm]
Solder pin length [P]	3.4
Length [l]	10
Height [h]	19.2
Installed height	15.8



Ordering data

No. of pos.	Type	Item No.	Pcs./ Pkt.	Width w [mm]
2	FFKDSA1/V2-5.08- 2	1986592	50	12.7
3	FFKDSA1/V2-5.08- 3	1890167	50	17.78
4	FFKDSA1/V2-5.08- 4	1700651	50	22.86
8	FFKDSA1/V2-5.08- 8	1700677	100	43.18
16	FFKDSA1/V2-5.08-16	1930771	50	83.82

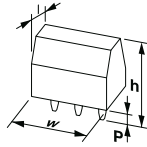

Technical data

Product Line		COMBICON Terminals S		
Connection capacity				
rigid / flexible	[mm <sup>2</sup> ]	0.2 - 1.5 / 0.2 - 1.5		
Flexible with ferrules without plastic sleeve	[mm <sup>2</sup> ]	0.25 - 0.75		
Flexible with ferrules with plastic sleeve	[mm <sup>2</sup> ]	0.25 - 0.75		
Conductor cross section AWG/kcmil		24 - 16		
Stripping length	[mm]	- 10		
Electrical parameters				
rated current / nominal cross section	[A] / [mm <sup>2</sup> ]	15 / 1.5		
Surge voltage category/degree of pollution		III/3	III / 2	II / 2
Rated insulation voltage	[V]	250	400	630
Rated surge voltage	[kV]	4	4	4
General data				
Type of insulation material / insulation material group		PA / I		
Flammability rating in accordance with UL 94		V0		
Certification data				
Note		More detailed information on the approval data can be found on our website.		

## COMBICON terminals S up to 1.5 mm<sup>2</sup> (16 AWG)

### Printed circuit board terminal, Push-in spring connection, Pitch: 7.62 mm

FFKDS(A)/H1, Linear pinning

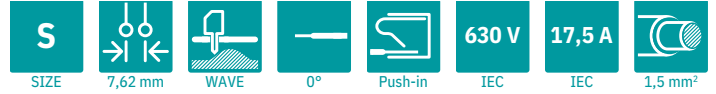


Dimensions	[mm]
Solder pin length [P]	3.4
Length [l]	13.6
Height [h]	16.2
Installed height	12.7



#### Ordering data

No. of pos.	Type	Item No.	Pcs./ Pkt.	Width w [mm]
2	FFKDSA1/H1-7,62- 2	1700758	50	15.24
2	FFKDSA1/H1-7,62- 2	1700758	50	15.24
3	FFKDSA1/H1-7,62- 3	1700761	50	22.86
4	FFKDSA1/H1-7,62- 4	1929973	50	30.48
5	FFKDSA1/H1-7,62- 5	1929740	50	38.1

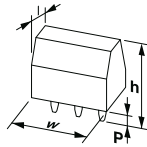



#### Technical data

Product Line		COMBICON Terminals S		
Connection capacity				
rigid / flexible	[mm <sup>2</sup> ]	0.2 - 1.5 / 0.2 - 1.5		
Flexible with ferrules without plastic sleeve	[mm <sup>2</sup> ]	0.25 - 0.75		
Flexible with ferrules with plastic sleeve	[mm <sup>2</sup> ]	0.25 - 0.75		
Conductor cross section AWG/kcmil		24 - 16		
Stripping length	[mm]	- 10		
Electrical parameters				
rated current / nominal cross section	[A] / [mm <sup>2</sup> ]	17.5 / 1.5		
Surge voltage category/degree of pollution		III/3	III / 2	II / 2
Rated insulation voltage	[V]	400	630	1000
Rated surge voltage	[kV]	6	6	6
General data				
Type of insulation material / insulation material group		PA / I		
Flammability rating in accordance with UL 94		V0		
Certification data				
Note		More detailed information on the approval data can be found on our website.		

### Printed circuit board terminal, Push-in spring connection, Pitch: 7.62 mm

FFKDS(A)/H2, Linear pinning

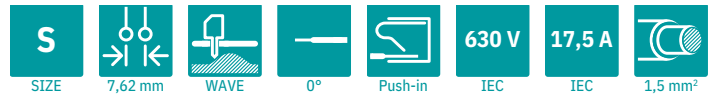


Dimensions	[mm]
Solder pin length [P]	3.4
Length [l]	15.8
Height [h]	13.4
Installed height	10



#### Ordering data

No. of pos.	Type	Item No.	Pcs./ Pkt.	Width w [mm]
3	FFKDSA1/H2-7,62- 3	1700790	50	22.86
4	FFKDSA1/H2-7,62- 4	1700800	50	30.48

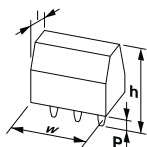


#### Technical data

Product Line		COMBICON Terminals S		
Connection capacity				
rigid / flexible	[mm <sup>2</sup> ]	0.2 - 1.5 / 0.2 - 1.5		
Flexible with ferrules without plastic sleeve	[mm <sup>2</sup> ]	0.25 - 0.75		
Flexible with ferrules with plastic sleeve	[mm <sup>2</sup> ]	0.25 - 0.75		
Conductor cross section AWG/kcmil		24 - 16		
Stripping length	[mm]	- 10		
Electrical parameters				
rated current / nominal cross section	[A] / [mm <sup>2</sup> ]	17.5 / 1.5		
Surge voltage category/degree of pollution		III/3	III / 2	II / 2
Rated insulation voltage	[V]	400	630	1000
Rated surge voltage	[kV]	6	6	6
General data				
Type of insulation material / insulation material group		PA / I		
Flammability rating in accordance with UL 94		V0		
Certification data				
Note		More detailed information on the approval data can be found on our website.		

**Printed circuit board terminal, Push-in spring connection, Pitch: 7.62 mm**

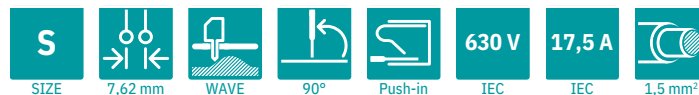
FFKDS(A)/V1, Linear pinning



Dimensions	[mm]
Solder pin length [P]	3.4
Length [l]	12.7
Height [h]	17
Installed height	13.6


**Ordering data**

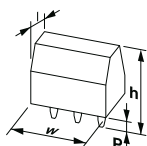
No. of pos.	Type	Item No.	Pcs./ Pkt.	Width w [mm]
2	FFKDSA1/V1-7.62- 2	1891399	50	15.24
3	FFKDSA1/V1-7.62- 3	1780549	50	22.86
4	FFKDSA1/V1-7.62- 4	1700855	50	30.48
5	FFKDSA1/V1-7.62- 5	1868115	50	38.1
8	FFKDSA1/V1-7.62- 8	1700884	50	60.96


**Technical data**

Product Line		COMBICON Terminals S		
Connection capacity				
rigid / flexible	[mm <sup>2</sup> ]	0.2 - 1.5 / 0.2 - 1.5		
Flexible with ferrules without plastic sleeve	[mm <sup>2</sup> ]	0.25 - 0.75		
Flexible with ferrules with plastic sleeve	[mm <sup>2</sup> ]	0.25 - 0.75		
Conductor cross section AWG/kcmil		24 - 16		
Stripping length	[mm]	- 10		
Electrical parameters				
rated current / nominal cross section	[A] / [mm <sup>2</sup> ]	17.5 / 1.5		
Surge voltage category/degree of pollution		III/3	III / 2	II / 2
Rated insulation voltage	[V]	500	630	1000
Rated surge voltage	[kV]	6	6	6
General data				
Type of insulation material / insulation material group		PA / I		
Flammability rating in accordance with UL 94		V0		
Certification data				
Note		More detailed information on the approval data can be found on our website.		

**Printed circuit board terminal, Push-in spring connection, Pitch: 7.62 mm**

FFKDS(A)/V2, Linear pinning



Dimensions	[mm]
Solder pin length [P]	3.4
Length [l]	10
Height [h]	19.4
Installed height	16


**Ordering data**

No. of pos.	Type	Item No.	Pcs./ Pkt.	Width w [mm]
2	FFKDSA1/V2-7.62- 2	1700897	50	7.62
3	FFKDSA1/V2-7.62- 3	1700907	50	15.24

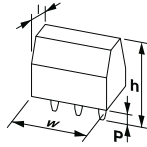


**Technical data**

Product Line		COMBICON Terminals S		
Connection capacity				
rigid / flexible	[mm <sup>2</sup> ]	0.2 - 1.5 / 0.2 - 1.5		
Flexible with ferrules without plastic sleeve	[mm <sup>2</sup> ]	0.25 - 0.75		
Flexible with ferrules with plastic sleeve	[mm <sup>2</sup> ]	0.25 - 0.75		
Conductor cross section AWG/kcmil		24 - 16		
Stripping length	[mm]	- 10		
Electrical parameters				
rated current / nominal cross section	[A] / [mm <sup>2</sup> ]	17.5 / 1.5		
Surge voltage category/degree of pollution		III/3	III / 2	II / 2
Rated insulation voltage	[V]	500	630	1000
Rated surge voltage	[kV]	6	6	6
General data				
Type of insulation material / insulation material group		PA / I		
Flammability rating in accordance with UL 94		V0		
Certification data				
Note		More detailed information on the approval data can be found on our website.		

## COMBICON terminals S up to 1.5 mm<sup>2</sup> (16 AWG)

### Printed circuit board terminal, Spring-cage connection, Pitch: 3.81 mm

ZFKDS(A) 1, Linear pinning

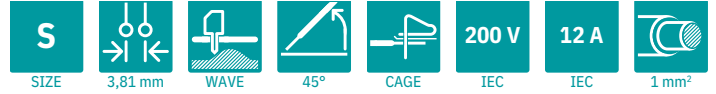


Dimensions	[mm]
Solder pin length [P]	3.5
Length [l]	16.9
Height [h]	18.5
Installed height	15



#### Ordering data

No. of pos.	Type	Item No.	Pcs./ Pkt.	Width w [mm]
2	ZFKDSA 1-3,81-2	1889770	50	10.66
4	ZFKDSA 1-3,81-4	1889783	50	18.28
8	ZFKDSA 1-3,81-8	1889796	50	33.52
10	ZFKDSA 1-3,81-10	1986576	50	41.14
12	ZFKDSA 1-3,81-12	1932876	50	48.76
16	ZFKDSA 1-3,81-16	1932889	50	64

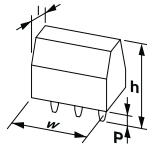


#### Technical data

Product Line		COMBICON Terminals S		
Connection capacity				
rigid / flexible	[mm <sup>2</sup> ]	0.14 - 1.5 / 0.14 - 1		
Flexible with ferrules without plastic sleeve	[mm <sup>2</sup> ]	0.25 - 0.5		
Flexible with ferrules with plastic sleeve	[mm <sup>2</sup> ]	0.25 - 0.5		
Conductor cross section AWG/kcmil		26 - 16		
Stripping length	[mm]	- 7.5		
Electrical parameters				
rated current / nominal cross section	[A] / [mm <sup>2</sup> ]	12 / 1		
Surge voltage category/degree of pollution		III/3	III / 2	II / 2
Rated insulation voltage	[V]	200	200	400
Rated surge voltage	[kV]	2.5	2.5	2.5
General data				
Type of insulation material / insulation material group		PA / I		
Flammability rating in accordance with UL 94		V0		
Certification data				
Note		More detailed information on the approval data can be found on our website.		

### Printed circuit board terminal, Spring-cage connection, Pitch: 3.81 mm

ZFKDS(A) 1-W, Linear pinning

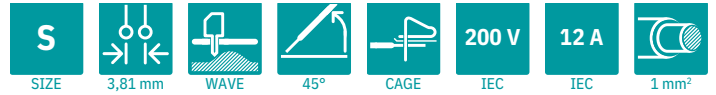


Dimensions	[mm]
Solder pin length [P]	3.5
Length [l]	17.46
Height [h]	19.48
Installed height	15.98



#### Ordering data

No. of pos.	Type	Item No.	Pcs./ Pkt.	Width w [mm]
2	ZFKDSA 1-W-3,81-2	1704498	50	10.66
3	ZFKDSA 1-W-3,81-3	1706955	50	14.47
4	ZFKDSA 1-W-3,81-4	1702956	50	18.28
6	ZFKDSA 1-W-3,81-6	1704646	50	26.4
9	ZFKDSA 1-W-3,81-9	1747944	50	37.33
10	ZFKDSA 1-W-3,81-10	1747957	50	41.14
13	ZFKDSA 1-W-3,81-13	1747960	50	52.57



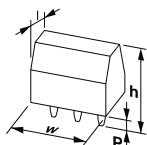

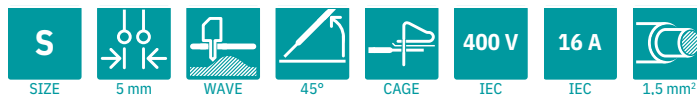
#### Technical data

Product Line		COMBICON Terminals S		
Connection capacity				
rigid / flexible	[mm <sup>2</sup> ]	0.14 - 1.5 / 0.14 - 1		
Flexible with ferrules without plastic sleeve	[mm <sup>2</sup> ]	0.25 - 0.5		
Flexible with ferrules with plastic sleeve	[mm <sup>2</sup> ]	0.25 - 0.5		
Conductor cross section AWG/kcmil		26 - 16		
Stripping length	[mm]	- 7.5		
Electrical parameters				
rated current / nominal cross section	[A] / [mm <sup>2</sup> ]	12 / 1		
Surge voltage category/degree of pollution		III/3	III / 2	II / 2
Rated insulation voltage	[V]	160	200	400
Rated surge voltage	[kV]	2.5	2.5	2.5
General data				
Type of insulation material / insulation material group		PA / I		
Flammability rating in accordance with UL 94		V0		
Certification data				
Note		More detailed information on the approval data can be found on our website.		



**Printed circuit board terminal, Spring-cage connection, Pitch: 5 mm**

ZFKDS(A) 1,5C, Linear pinning



Dimensions	[mm]
Solder pin length [P]	3.5
Length [l]	14.1
Height [h]	16.25
Installed height	12.75

**Ordering data**

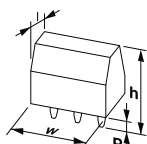
No. of pos.	Type	Item No.	Pcs./ Pkt.	Width w [mm]
2	ZFKDS A 1,5C-5,0- 2	1933998	50	6
3	ZFKDS A 1,5C-5,0- 3	1933969	50	11
4	ZFKDS A 1,5C-5,0- 4	1933972	50	21
5	ZFKDS A 1,5C-5,0- 5	1988451	50	21
6	ZFKDS A 1,5C-5,0- 6	1933985	50	26
8	ZFKDS A 1,5C-5,0- 8	1988477	50	36
10	ZFKDS A 1,5C-5,0-10	1988574	50	41
12	ZFKDS A 1,5C-5,0-12	1729292	50	61
15	ZFKDS A 1,5C-5,0-15	1989188	50	76

**Technical data**

Product Line		COMBICON Terminals S		
Connection capacity				
rigid / flexible	[mm <sup>2</sup> ]	0.2 - 2.5 / 0.2 - 1.5		
Flexible with ferrules without plastic sleeve	[mm <sup>2</sup> ]	0.25 - 1.5		
Flexible with ferrules with plastic sleeve	[mm <sup>2</sup> ]	0.25 - 1.5		
Conductor cross section AWG/kcmil		24 - 14		
Stripping length	[mm]	- 7		
Electrical parameters				
rated current / nominal cross section	[A] / [mm <sup>2</sup> ]	16 / 1.5		
Surge voltage category/degree of pollution		III/3	III / 2	II / 2
Rated insulation voltage	[V]	250	400	630
Rated surge voltage	[kV]	4	4	4
General data				
Type of insulation material / insulation material group		PA / I		
Flammability rating in accordance with UL 94		V0		
Certification data				
Note		More detailed information on the approval data can be found on our website.		

**Printed circuit board terminal, Spring-cage connection, Pitch: 5 mm**

ZFKKDS(A) 1,5C, Linear pinning



Dimensions	[mm]
Solder pin length [P]	3.7
Length [l]	21
Height [h]	29.7
Installed height	26

**Ordering data**

No. of pos.	Type	Item No.	Pcs./ Pkt.	Width w [mm]
2	ZFKKDS A 1,5C-5,0- 2	1710129	50	10
3	ZFKKDS A 1,5C-5,0- 3	1701128	50	16
4	ZFKKDS A 1,5C-5,0- 4	1986819	50	20
5	ZFKKDS A 1,5C-5,0- 5	1054412	50	26
6	ZFKKDS A 1,5C-5,0- 6	1706919	50	31
7	ZFKKDS A 1,5C-5,0- 7	1054520	50	36
8	ZFKKDS A 1,5C-5,0- 8	1710045	50	40
9	ZFKKDS A 1,5C-5,0- 9	1054521	50	46
10	ZFKKDS A 1,5C-5,0-10	1755554	50	50
11	ZFKKDS A 1,5C-5,0-11	1710128	50	55
16	ZFKKDS A 1,5C-5,0-16	1020331	50	81
21	ZFKKDS A 1,5C-5,0-21	1716728	50	106

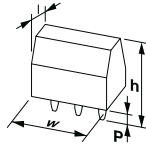
**Technical data**

Product Line		COMBICON Terminals S		
Connection capacity				
rigid / flexible	[mm <sup>2</sup> ]	0.2 - 2.5 / 0.2 - 1.5		
Flexible with ferrules without plastic sleeve	[mm <sup>2</sup> ]	0.25 - 1.5		
Flexible with ferrules with plastic sleeve	[mm <sup>2</sup> ]	0.25 - 1.5		
Conductor cross section AWG/kcmil		24 - 14		
Stripping length	[mm]	- 7		
Electrical parameters				
rated current / nominal cross section	[A] / [mm <sup>2</sup> ]	16 / 1.5		
Surge voltage category/degree of pollution		III/3	III / 2	II / 2
Rated insulation voltage	[V]	250	400	630
Rated surge voltage	[kV]	4	4	4
General data				
Type of insulation material / insulation material group		PA / I		
Flammability rating in accordance with UL 94		V0		
Certification data				
Note		More detailed information on the approval data can be found on our website.		

# COMBICON terminals S up to 1.5 mm<sup>2</sup> (16 AWG)

## Printed circuit board terminal, Spring-cage connection, Pitch: 5.08 mm

ZFKDS(A) 1,5, Linear pinning

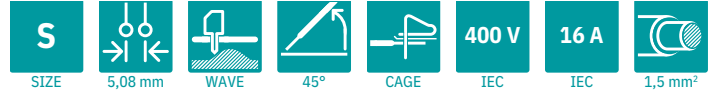


Dimensions	[mm]
Solder pin length [P]	3.5
Length [l]	16.9
Height [h]	17.7
Installed height	14.2



### Ordering data

No. of pos.	Type	Item No.	Pcs./ Pkt.	Width w [mm]
2	ZFKDSA 1,5-5,08- 2	1891519	50	12.7
3	ZFKDSA 1,5-5,08- 3	1891506	50	17.78
4	ZFKDSA 1,5-5,08- 4	1891496	50	22.86
5	ZFKDSA 1,5-5,08- 5	1995512	50	27.94
6	ZFKDSA 1,5-5,08- 6	1905971	50	33.02
8	ZFKDSA 1,5-5,08- 8	1891250	50	43.18
9	ZFKDSA 1,5-5,08- 9	1890853	50	48.26
10	ZFKDSA 1,5-5,08-10	1906226	10	53.34
11	ZFKDSA 1,5-5,08-11	1906239	10	58.42
12	ZFKDSA 1,5-5,08-12	1905984	10	63.5
16	ZFKDSA 1,5-5,08-16	1870695	10	83.82

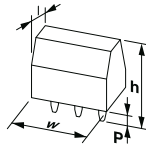


### Technical data

Product Line		COMBICON Terminals S		
Connection capacity				
rigid / flexible	[mm <sup>2</sup> ]	0.2 - 2.5 / 0.2 - 1.5		
Flexible with ferrules without plastic sleeve	[mm <sup>2</sup> ]	0.25 - 1.5		
Flexible with ferrules with plastic sleeve	[mm <sup>2</sup> ]	0.25 - 1.5		
Conductor cross section AWG/kcmil		24 - 14		
Stripping length	[mm]	- 7.5		
Electrical parameters				
rated current / nominal cross section	[A] / [mm <sup>2</sup> ]	16 / 1.5		
Surge voltage category/degree of pollution		III/3	III / 2	II / 2
Rated insulation voltage	[V]	250	400	630
Rated surge voltage	[kV]	4	4	4
General data				
Type of insulation material / insulation material group		PA / I		
Flammability rating in accordance with UL 94		V0		
Certification data				
Note		More detailed information on the approval data can be found on our website.		

## Printed circuit board terminal, Spring-cage connection, Pitch: 5.08 mm

ZFKDS(A) 1,5-W, Linear pinning



Dimensions	[mm]
Solder pin length [P]	3.5
Length [l]	16.85
Height [h]	17.7
Installed height	14.2



### Ordering data

No. of pos.	Type	Item No.	Pcs./ Pkt.	Width w [mm]
2	ZFKDSA 1,5-W-5,08- 2	1890743	50	10.16
3	ZFKDSA 1,5-W-5,08- 3	1904558	50	15.21
4	ZFKDSA 1,5-W-5,08- 4	1906268	50	20.32
5	ZFKDSA 1,5-W-5,08- 5	1753802	50	25.4
6	ZFKDSA 1,5-W-5,08- 6	1929083	50	30.48
7	ZFKDSA 1,5-W-5,08- 7	1753815	50	40.64
9	ZFKDSA 1,5-W-5,08- 9	1756896	50	45.72
10	ZFKDSA 1,5-W-5,08-10	1891454	10	50.8
11	ZFKDSA 1,5-W-5,08-11	1706858	50	55.88
12	ZFKDSA 1,5-W-5,08-12	1706977	50	60.96

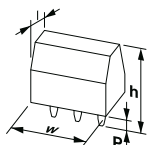



### Technical data

Product Line		COMBICON Terminals S		
Connection capacity				
rigid / flexible	[mm <sup>2</sup> ]	0.2 - 2.5 / 0.2 - 1.5		
Flexible with ferrules without plastic sleeve	[mm <sup>2</sup> ]	0.25 - 1.5		
Flexible with ferrules with plastic sleeve	[mm <sup>2</sup> ]	0.25 - 1.5		
Conductor cross section AWG/kcmil		24 - 14		
Stripping length	[mm]	- 7.5		
Electrical parameters				
rated current / nominal cross section	[A] / [mm <sup>2</sup> ]	16 / 1.5		
Surge voltage category/degree of pollution		III/3	III / 2	II / 2
Rated insulation voltage	[V]	250	400	630
Rated surge voltage	[kV]	4	4	4
General data				
Type of insulation material / insulation material group		PA / I		
Flammability rating in accordance with UL 94		V0		
Certification data				
Note		More detailed information on the approval data can be found on our website.		

**Printed circuit board terminal, Spring-cage connection, Pitch: 5.08 mm**

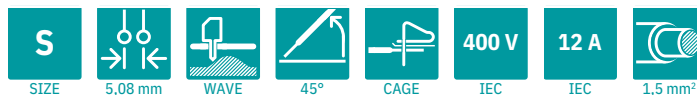
ZFKKDS(A) 1,5, Linear pinning



Dimensions	[mm]
Solder pin length [P]	3.5
Length [l]	24
Height [h]	29
Installed height	25.5


**Ordering data**

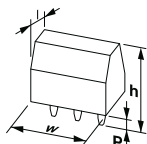

No. of pos.	Type	Item No.	Pcs./ Pkt.	Width w [mm]
2	ZFKKDSA 1,5-5,08- 2	1891522	50	11.16
4	ZFKKDSA 1,5-5,08- 4	1891027	50	21.32
5	ZFKKDSA 1,5-5,08- 5	1891742	25	26.4
6	ZFKKDSA 1,5-5,08- 6	1888852	25	31.48
8	ZFKKDSA 1,5-5,08- 8	1891030	10	41.64
9	ZFKKDSA 1,5-5,08- 9	1891331	10	46.72
12	ZFKKDSA 1,5-5,08-12	1891768	10	61.96
16	ZFKKDSA 1,5-5,08-16	1891755	10	82.28


**Technical data**

Product Line		COMBICON Terminals S		
Connection capacity				
rigid / flexible	[mm <sup>2</sup> ]	0.2 - 2.5 / 0.2 - 1.5		
Flexible with ferrules without plastic sleeve	[mm <sup>2</sup> ]	0.25 - 1.5		
Flexible with ferrules with plastic sleeve	[mm <sup>2</sup> ]	0.25 - 1.5		
Conductor cross section AWG/kcmil		24 - 14		
Stripping length	[mm]	- 7.5		
Electrical parameters				
rated current / nominal cross section	[A] / [mm <sup>2</sup> ]	12 / 1.5		
Surge voltage category/degree of pollution		III/3	III / 2	II / 2
Rated insulation voltage	[V]	250	400	630
Rated surge voltage	[kV]	4	4	4
General data				
Type of insulation material / insulation material group		PA / I		
Flammability rating in accordance with UL 94		V0		
Certification data				
Note		More detailed information on the approval data can be found on our website.		

**Printed circuit board terminal, Spring-cage connection, Pitch: 5.08 mm**

ZFK3DS(A) 1,5, Linear pinning



Dimensions	[mm]
Solder pin length [P]	3.4
Length [l]	32.2
Height [h]	40
Installed height	36.6


**Ordering data**

No. of pos.	Type	Item No.	Pcs./ Pkt.	Width w [mm]
2	ZFK3DSA 1,5-5,08- 2	1891292	50	11.16
3	ZFK3DSA 1,5-5,08- 3	1891014	50	16.24
4	ZFK3DSA 1,5-5,08- 4	1891315	50	21.32
5	ZFK3DSA 1,5-5,08- 5	1891302	50	26.4
8	ZFK3DSA 1,5-5,08- 8	1891276	10	41.64
12	ZFK3DSA 1,5-5,08-12	1991671	10	61.96
15	ZFK3DSA 1,5-5,08-15	1934683	10	77.2
16	ZFK3DSA 1,5-5,08-16	1991684	10	82.28

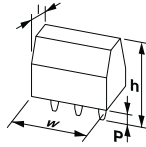

**Technical data**

Product Line		COMBICON Terminals S		
Connection capacity				
rigid / flexible	[mm <sup>2</sup> ]	0.2 - 2.5 / 0.2 - 1.5		
Flexible with ferrules without plastic sleeve	[mm <sup>2</sup> ]	0.25 - 1.5		
Flexible with ferrules with plastic sleeve	[mm <sup>2</sup> ]	0.25 - 1.5		
Conductor cross section AWG/kcmil		24 - 14		
Stripping length	[mm]	- 7.5		
Electrical parameters				
rated current / nominal cross section	[A] / [mm <sup>2</sup> ]	12 / 1.5		
Surge voltage category/degree of pollution		III/3	III / 2	II / 2
Rated insulation voltage	[V]	250	400	630
Rated surge voltage	[kV]	4	4	4
General data				
Type of insulation material / insulation material group		PA / I		
Flammability rating in accordance with UL 94		V0		
Certification data				
Note		More detailed information on the approval data can be found on our website.		

## COMBICON terminals S up to 1.5 mm<sup>2</sup> (16 AWG)

### Printed circuit board terminal, Spring-cage connection, Pitch: 5.08 mm

ZFK4DS(A) 1,5, Linear pinning

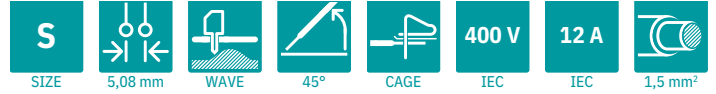


Dimensions	[mm]
Solder pin length [P]	3.4
Length [l]	42.4
Height [h]	51.2
Installed height	47.8

UL US

#### Ordering data

No. of pos.	Type	Item No.	Pcs./ Pkt.	Width w [mm]
2	ZFK4DSA 1,5-5,08- 2	1705666	50	11.16
6	ZFK4DSA 1,5-5,08- 6	1100956	50	31.48
11	ZFK4DSA 1,5-5,08-11	1100962	50	56.88

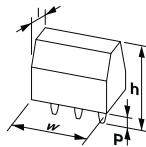



#### Technical data

Product Line		COMBICON Terminals S		
Connection capacity				
rigid / flexible	[mm <sup>2</sup> ]	0.2 - 2.5 / 0.2 - 1.5		
Flexible with ferrules without plastic sleeve	[mm <sup>2</sup> ]	0.25 - 1.5		
Flexible with ferrules with plastic sleeve	[mm <sup>2</sup> ]	0.25 - 1.5		
Conductor cross section AWG/kcmil		24 - 14		
Stripping length	[mm]	- 7.5		
Electrical parameters				
rated current / nominal cross section	[A] / [mm <sup>2</sup> ]	12 / 1.5		
Surge voltage category/degree of pollution		III/3	III / 2	II / 2
Rated insulation voltage	[V]	250	400	630
Rated surge voltage	[kV]	4	4	4
General data				
Type of insulation material / insulation material group		PA / I		
Flammability rating in accordance with UL 94		V0		
Certification data				
Note		More detailed information on the approval data can be found on our website.		

### Printed circuit board terminal, Spring-cage connection, Pitch: 5 mm

ZFKDS(A) 1,5C-EX, Linear pinning



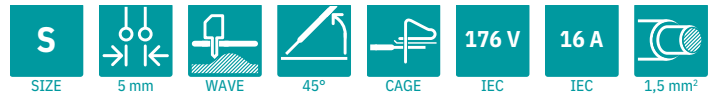
Dimensions	[mm]
Solder pin length [P]	3.5
Length [l]	14.1
Height [h]	16.5
Installed height	13

ERC

Ex: Ex, EAC, Ex, IEC, Ex

#### Ordering data

No. of pos.	Type	Item No.	Pcs./ Pkt.	Width w [mm]
1	ZFKDS 1,5C-5,0-EX	1732111	50	5
1	ZFKDSA 1,5C-6,0-EX	1732124	50	5

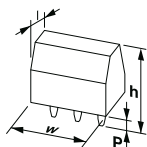


#### Technical data

Product Line		COMBICON Terminals S		
Ex marking		0344 Ex / II 2GD / Ex eb IIC Gb		
Examination certificate		PTB 06ATEX1073 U		
IECEx certificate		IECEx PTB 06.0096.U		
Connection capacity				
rigid / flexible	[mm <sup>2</sup> ]	0.2 - 2.5 / 0.2 - 1.5		
rigid / flexible	AWG	24 - 14 / 24 - 16		
Stripping length	[mm]	- 7		
Electrical parameters				
rated current / nominal cross section	[A] / [mm <sup>2</sup> ]	16 / 1.5		
Rated voltage	[V]	176		
General data				
Type of insulation material / insulation material group		PA / I		
Flammability rating in accordance with UL 94		V0		

**Printed circuit board terminal, Spring-cage connection, Pitch: 5 mm**

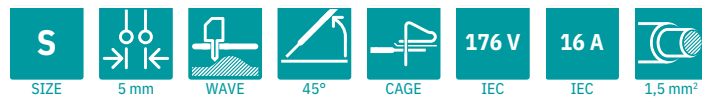
ZFKDS(A) 1,5C-EX PROFINET, Linear pinning



Dimensions	[mm]
Solder pin length [P]	3.5
Length [l]	14.1
Height [h]	16.25
Installed height	12.75


**Ordering data**

No. of pos.	Type	Item No.	Pcs./ Pkt.	Width w [mm]
4	ZFKDSA 1,5C-5,0- 4-EXPROFINET1	1033571	50	21
4	ZFKDSA 1,5C-5,0- 4-EXPROFINET2	1033604	50	21

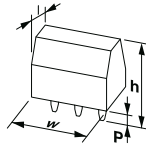

**Technical data**

Product Line	COMBICON Terminals S	
Ex marking	0344 Ex II 2GD / Ex eb IIC Gb	
Examination certificate	PTB 06ATEX1073 U	
IECEX certificate	IECEX PTB 06.0096.U	
<b>Connection capacity</b>		
rigid / flexible	[mm <sup>2</sup> ]	0.2 - 2.5 / 0.2 - 1.5
rigid / flexible	AWG	24 - 14 / 24 - 16
Stripping length	[mm]	- 7
<b>Electrical parameters</b>		
rated current / nominal cross section	[A] / [mm <sup>2</sup> ]	16 / 1.5
Rated voltage	[V]	176
<b>General data</b>		
Type of insulation material / insulation material group	PA / I	
Flammability rating in accordance with UL 94	V0	
<b>Certification data</b>		
Note	More detailed information on the approval data can be found on our website.	


# COMBICON terminals M up to 2.5 mm<sup>2</sup> (14 AWG)

## Printed circuit board terminal, Screw connection with wire protector, Pitch: 5 mm

PT 1,5/...-H, Linear pinning



Dimensions	[mm]
Solder pin length [P]	3.5
Length [l]	9
Height [h]	14.8
Installed height	11.3



### Ordering data

No. of pos.	Type	Item No.	Pcs./ Pkt.	Width w [mm]
2	PT 1,5/ 2-5,0-H	1935161	250	10
3	PT 1,5/ 3-5,0-H	1935174	250	15
4	PT 1,5/ 4-5,0-H	1935187	250	20
5	PT 1,5/ 5-5,0-H	1935190	100	25
6	PT 1,5/ 6-5,0-H	1935200	100	30
7	PT 1,5/ 7-5,0-H	1935213	100	35
8	PT 1,5/ 8-5,0-H	1935226	100	40
9	PT 1,5/ 9-5,0-H	1935239	100	45
10	PT 1,5/10-5,0-H	1935242	100	50
11	PT 1,5/11-5,0-H	1935255	50	55
12	PT 1,5/12-5,0-H	1935268	50	60
13	PT 1,5/13-5,0-H	1935271	50	65
14	PT 1,5/14-5,0-H	1935284	50	70
15	PT 1,5/15-5,0-H	1935297	50	75
16	PT 1,5/16-5,0-H	1935307	50	80

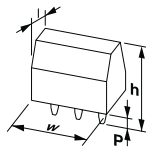



### Technical data

Product Line		COMBICON Terminals S		
Connection capacity				
rigid / flexible	[mm <sup>2</sup> ]	0.2 - 2.5 / 0.2 - 2.5		
Flexible with ferrules without plastic sleeve	[mm <sup>2</sup> ]	0.25 - 1.5		
Flexible with ferrules with plastic sleeve	[mm <sup>2</sup> ]	0.25 - 1.5		
2 conductors with same cross section solid / stranded	[mm <sup>2</sup> ]	0.2 - 0.75 / 0.2 - 0.75		
2 conductors with same cross section, stranded, with ferrule without plastic sleeve	[mm <sup>2</sup> ]	0.25 - 0.34		
Conductor cross section AWG/kcmil		26 - 14		
Stripping length	[mm]	- 5		
Tightening torque	[Nm]	0.35 - 0.4 Nm		
Electrical parameters				
rated current / nominal cross section	[A] / [mm <sup>2</sup> ]	17.5 / 1.5		
Surge voltage category/degree of pollution		III/3	III / 2	II / 2
Rated insulation voltage	[V]	250	400	630
Rated surge voltage	[kV]	4	4	4
General data				
Type of insulation material / insulation material group		PA / I		
Flammability rating in accordance with UL 94		V0		
Certification data				
Note		More detailed information on the approval data can be found on our website.		

## Printed circuit board terminal, Screw connection with wire protector, Pitch: 5 mm

PT 1,5/...-V, Linear pinning

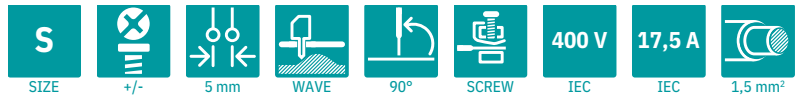


Dimensions	[mm]
Solder pin length [P]	3.5
Length [l]	11.4
Height [h]	12.5
Installed height	9



### Ordering data

No. of pos.	Type	Item No.	Pcs./ Pkt.	Width w [mm]
2	PT 1,5/ 2-5,0-V	1935310	250	10
3	PT 1,5/ 3-5,0-V	1935323	250	15
4	PT 1,5/ 4-5,0-V	1935336	250	20
5	PT 1,5/ 5-5,0-V	1935349	100	25
6	PT 1,5/ 6-5,0-V	1935352	100	30
7	PT 1,5/ 7-5,0-V	1935365	100	35
8	PT 1,5/ 8-5,0-V	1935378	100	40
9	PT 1,5/ 9-5,0-V	1935381	100	45
10	PT 1,5/10-5,0-V	1935394	100	50
11	PT 1,5/11-5,0-V	1935404	50	55
12	PT 1,5/12-5,0-V	1935417	50	60
13	PT 1,5/13-5,0-V	1935420	50	65
14	PT 1,5/14-5,0-V	1935433	50	70
15	PT 1,5/15-5,0-V	1935446	50	75
16	PT 1,5/16-5,0-V	1935459	50	80

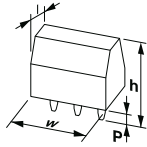


### Technical data

Product Line		COMBICON Terminals S		
Connection capacity				
rigid / flexible	[mm <sup>2</sup> ]	0.2 - 2.5 / 0.2 - 2.5		
Flexible with ferrules without plastic sleeve	[mm <sup>2</sup> ]	0.25 - 1.5		
Flexible with ferrules with plastic sleeve	[mm <sup>2</sup> ]	0.25 - 1.5		
2 conductors with same cross section solid / stranded	[mm <sup>2</sup> ]	0.2 - 0.75 / 0.2 - 0.75		
2 conductors with same cross section, stranded, with ferrule without plastic sleeve	[mm <sup>2</sup> ]	0.25 - 0.34		
Conductor cross section AWG/kcmil		26 - 14		
Stripping length	[mm]	- 5		
Tightening torque	[Nm]	0.35 - 0.4 Nm		
Electrical parameters				
rated current / nominal cross section	[A] / [mm <sup>2</sup> ]	17.5 / 1.5		
Surge voltage category/degree of pollution		III/3	III / 2	II / 2
Rated insulation voltage	[V]	250	400	630
Rated surge voltage	[kV]	4	4	4
General data				
Type of insulation material / insulation material group		PA / I		
Flammability rating in accordance with UL 94		V0		
Certification data				
Note		More detailed information on the approval data can be found on our website.		

Printed circuit board terminal, Screw connection with wire protector, Pitch: 5 mm

PTA 1,5, Linear front pinning



Dimensions	[mm]
Solder pin length [P]	3.5
Length [l]	12.8
Height [h]	15.4
Installed height	11.9

<b>S</b> SIZE						<b>400 V</b> IEC	<b>17,5 A</b> IEC	
------------------	--	--	--	--	--	---------------------	----------------------	--



Ordering data

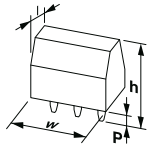
No. of pos.	Type	Item No.	Pcs./ Pkt.	Width w [mm]
2	PTA 1,5/ 2-5,0	1988804	250	10
3	PTA 1,5/ 3-5,0	1988817	250	15
4	PTA 1,5/ 4-5,0	1988820	250	20
5	PTA 1,5/ 5-5,0	1988833	100	25
6	PTA 1,5/ 6-5,0	1988846	100	30
7	PTA 1,5/ 7-5,0	1988859	100	35
8	PTA 1,5/ 8-5,0	1988862	100	40
9	PTA 1,5/ 9-5,0	1988875	100	45
10	PTA 1,5/10-5,0	1988888	100	50
11	PTA 1,5/11-5,0	1988891	50	55
12	PTA 1,5/12-5,0	1988901	50	60
13	PTA 1,5/13-5,0	1988914	50	65
14	PTA 1,5/14-5,0	1988927	50	70
15	PTA 1,5/15-5,0	1988930	50	75
16	PTA 1,5/16-5,0	1988943	50	80

Technical data

Product Line		COMBICON Terminals S			
Connection capacity					
rigid / flexible	[mm <sup>2</sup> ]	0.14 - 2.5 / 0.14 - 2.5			
Flexible with ferrules without plastic sleeve	[mm <sup>2</sup> ]	0.25 - 1.5			
Flexible with ferrules with plastic sleeve	[mm <sup>2</sup> ]	0.25 - 1.5			
2 conductors with same cross section solid / stranded	[mm <sup>2</sup> ]	0.14 - 1 / 0.14 - 0.75			
2 conductors with same cross section, stranded, with ferrule without plastic sleeve	[mm <sup>2</sup> ]	0.25 - 0.34			
Conductor cross section AWG/kcmil		26 - 14			
Stripping length		[mm]	- 5		
Tightening torque		[Nm]	0.35 - 0.4 Nm		
Electrical parameters					
rated current / nominal cross section	[A] / [mm <sup>2</sup> ]	17.5 / 1.5			
Surge voltage category/degree of pollution		III/3	III / 2	II / 2	
Rated insulation voltage		[V]	250	400	630
Rated surge voltage		[kV]	4	4	4
General data					
Type of insulation material / insulation material group		PA / I			
Flammability rating in accordance with UL 94		V0			
Certification data					
Note		More detailed information on the approval data can be found on our website.			

Printed circuit board terminal, Screw connection with tension sleeve, Pitch: 5 mm

MKDSN 2,5, Linear pinning



Dimensions	[mm]
Solder pin length [P]	3.5
Length [l]	9.5
Height [h]	18.5
Installed height	15

<b>M</b> SIZE						<b>400 V</b> IEC	<b>24 A</b> IEC	
------------------	--	--	--	--	--	---------------------	--------------------	--



Ordering data

No. of pos.	Type	Item No.	Pcs./ Pkt.	Width w [mm]
2	MKDSN 2,5/ 2	1890963	250	10
3	MKDSN 2,5/ 3	1890976	250	15
4	MKDSN 2,5/ 4	1890989	250	20
5	MKDSN 2,5/ 5	1905683	50	25
6	MKDSN 2,5/ 6	1905120	50	30
7	MKDSN 2,5/ 7	1989152	50	35
8	MKDSN 2,5/ 8	1905719	50	40
9	MKDSN 2,5/ 9	1931194	50	45
10	MKDSN 2,5/10	1933943	50	50
12	MKDSN 2,5/12	1930179	50	60
13	MKDSN 2,5/13	1933956	50	65
18	MKDSN 2,5/18	1708006	50	90

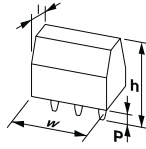
Technical data

Product Line		COMBICON Terminals M			
Connection capacity					
rigid / flexible	[mm <sup>2</sup> ]	0.2 - 2.5 / 0.2 - 2.5			
Flexible with ferrules without plastic sleeve	[mm <sup>2</sup> ]	0.25 - 2.5			
Flexible with ferrules with plastic sleeve	[mm <sup>2</sup> ]	0.25 - 2.5			
2 conductors with same cross section solid / stranded	[mm <sup>2</sup> ]	0.2 - 0.75 / 0.2 - 0.75			
2 conductors with same cross section, stranded, with ferrule without plastic sleeve	[mm <sup>2</sup> ]	0.25 - 0.75			
Conductor cross section AWG/kcmil		24 - 14			
Stripping length		[mm]	- 6.5		
Tightening torque		[Nm]	0.5 - 0.6 Nm		
Electrical parameters					
rated current / nominal cross section	[A] / [mm <sup>2</sup> ]	24 / 2.5			
Surge voltage category/degree of pollution		III/3	III / 2	II / 2	
Rated insulation voltage		[V]	250	400	630
Rated surge voltage		[kV]	4	4	4
General data					
Type of insulation material / insulation material group		PA / I			
Flammability rating in accordance with UL 94		V0			
Certification data					
Note		More detailed information on the approval data can be found on our website.			

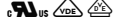
# COMBICON terminals M up to 2.5 mm<sup>2</sup> (14 AWG)

## Printed circuit board terminal, Screw connection with tension sleeve, Pitch: 5.08 mm

MKDSN 2,5, Linear pinning



Dimensions	[mm]
Solder pin length [P]	3.5
Length [l]	9.5
Height [h]	18.5
Installed height	15



### Ordering data

No. of pos.	Type	Item No.	Pcs./ Pkt.	Width w [mm]
2	MKDSN 2,5/ 2-5,08	1888687	250	10.16
3	MKDSN 2,5/ 3-5,08	1888690	250	15.24
4	MKDSN 2,5/ 4-5,08	1888700	250	20.32
5	MKDSN 2,5/ 5-5,08	1931644	50	25.4
6	MKDSN 2,5/ 6-5,08	1989405	50	30.48
7	MKDSN 2,5/ 7-5,08	1991338	50	35.56
8	MKDSN 2,5/ 8-5,08	1936005	50	40.64
10	MKDSN 2,5/10-5,08	1991341	50	50.8
11	MKDSN 2,5/11-5,08	1994157	50	55.88
12	MKDSN 2,5/12-5,08	1829713	50	60.96
14	MKDSN 2,5/14-5,08	1994610	50	71.12
17	MKDSN 2,5/17-5,08	1702363	50	86.36

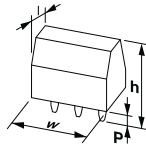


### Technical data

Product Line		COMBICON Terminals M		
Connection capacity				
rigid / flexible	[mm <sup>2</sup> ]	0.2 - 2.5 / 0.2 - 2.5		
Flexible with ferrules without plastic sleeve	[mm <sup>2</sup> ]	0.25 - 2.5		
Flexible with ferrules with plastic sleeve	[mm <sup>2</sup> ]	0.25 - 2.5		
2 conductors with same cross section solid / stranded	[mm <sup>2</sup> ]	0.2 - 0.75 / 0.2 - 0.75		
2 conductors with same cross section, stranded, with ferrule without plastic sleeve	[mm <sup>2</sup> ]	0.25 - 0.75		
Conductor cross section AWG/kcmil		24 - 14		
Stripping length	[mm]	- 6.5		
Tightening torque	[Nm]	0.5 - 0.6 Nm		
Electrical parameters				
rated current / nominal cross section	[A] / [mm <sup>2</sup> ]	24 / 2.5		
Surge voltage category/degree of pollution		III/3	III / 2	II / 2
Rated insulation voltage	[V]	250	400	630
Rated surge voltage	[kV]	4	4	4
General data				
Type of insulation material / insulation material group		PA / I		
Flammability rating in accordance with UL 94		V0		
Certification data				
Note		More detailed information on the approval data can be found on our website.		

## Printed circuit board terminal, Screw connection with tension sleeve, Pitch: 5.08 mm

SMKDS 2,5, Linear pinning



Dimensions	[mm]
Solder pin length [P]	3.5
Length [l]	14.25
Height [h]	22.9
Installed height	19.4



### Ordering data

No. of pos.	Type	Item No.	Pcs./ Pkt.	Width w [mm]
2	SMKDS 2,5/ 2-5,08	1705469	50	10.16
3	SMKDS 2,5/ 3-5,08	1705472	50	15.24
4	SMKDS 2,5/ 4-5,08	1995664	50	20.32
5	SMKDS 2,5/ 5-5,08	1702558	50	25.4
6	SMKDS 2,5/ 6-5,08	1736777	50	30.48
7	SMKDS 2,5/ 7-5,08	1766174	50	35.56
8	SMKDS 2,5/ 8-5,08	1736845	50	40.64
10	SMKDS 2,5/10-5,08	1736780	50	50.8
16	SMKDS 2,5/16-5,08	1736764	50	81.28



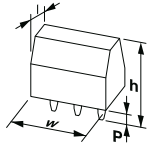
### Technical data

Product Line		COMBICON Terminals M		
Connection capacity				
rigid / flexible	[mm <sup>2</sup> ]	0.14 - 2.5 / 0.14 - 2.5		
Flexible with ferrules without plastic sleeve	[mm <sup>2</sup> ]	0.25 - 2.5		
Flexible with ferrules with plastic sleeve	[mm <sup>2</sup> ]	0.25 - 2.5		
2 conductors with same cross section solid / stranded	[mm <sup>2</sup> ]	0.14 - 0.75 / 0.14 - 0.75		
2 conductors with same cross section, stranded, with ferrule without plastic sleeve	[mm <sup>2</sup> ]	0.25 - 0.75		
Conductor cross section AWG/kcmil		26 - 14		
Stripping length	[mm]	- 11		
Tightening torque	[Nm]	0.5 - 0.6 Nm		
Electrical parameters				
rated current / nominal cross section	[A] / [mm <sup>2</sup> ]	20 / 2.5		
Surge voltage category/degree of pollution		III/3	III / 2	II / 2
Rated insulation voltage	[V]	250	400	630
Rated surge voltage	[kV]	4	4	4
General data				
Type of insulation material / insulation material group		PA / I		
Flammability rating in accordance with UL 94		V0		
Certification data				
Note		More detailed information on the approval data can be found on our website.		



Printed circuit board terminal, Screw connection with tension sleeve, Pitch: 5 mm

MKDS 3, Linear pinning



Dimensions	[mm]
Solder pin length [P]	5
Length [l]	11.2
Height [h]	23
Installed height	18



Ordering data

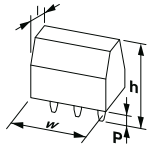
No. of pos.	Type	Item No.	Pcs./ Pkt.	Width w [mm]
2	MKDS 3/2	1711026	100	10
3	MKDS 3/3	1711039	100	15
4	MKDS 3/4	1711042	50	20
5	MKDS 3/5	1711631	50	25
6	MKDS 3/6	1711301	50	30
7	MKDS 3/7	1891852	50	35
8	MKDS 3/8	1711084	50	40
9	MKDS 3/9	1733842	50	45
10	MKDS 3/10	1712601	50	50
11	MKDS 3/11	1730793	50	55
12	MKDS 3/12	1711123	50	60
14	MKDS 3/14	1711673	50	70

Technical data

Product Line		COMBICON Terminals M		
Connection capacity				
rigid / flexible	[mm <sup>2</sup> ]	0.2 - 4 / 0.2 - 2.5		
Flexible with ferrules without plastic sleeve	[mm <sup>2</sup> ]	0.25 - 2.5		
Flexible with ferrules with plastic sleeve	[mm <sup>2</sup> ]	0.25 - 2.5		
2 conductors with same cross section solid / stranded	[mm <sup>2</sup> ]	0.2 - 1.5 / 0.2 - 1.5		
2 conductors with same cross section, stranded, with ferrule without plastic sleeve	[mm <sup>2</sup> ]	0.25 - 0.75		
Conductor cross section AWG/kcmil		24 - 12		
Stripping length	[mm]	- 8		
Tightening torque	[Nm]	0.5 - 0.6 Nm		
Electrical parameters				
rated current / nominal cross section	[A] / [mm <sup>2</sup> ]	24 / 2.5		
Surge voltage category/degree of pollution		III/3	III / 2	II / 2
Rated insulation voltage	[V]	250	400	630
Rated surge voltage	[kV]	4	4	4
General data				
Type of insulation material / insulation material group		PA / I		
Flammability rating in accordance with UL 94		V0		
Certification data				
Note		More detailed information on the approval data can be found on our website.		

Printed circuit board terminal, Screw connection with tension sleeve, Pitch: 5.08 mm

MKDS 3, Linear pinning



Dimensions	[mm]
Solder pin length [P]	5
Length [l]	11.2
Height [h]	23
Installed height	18



Ordering data

No. of pos.	Type	Item No.	Pcs./ Pkt.	Width w [mm]
2	MKDS 3/ 2-5,08	1711725	100	10.16
4	MKDS 3/ 4-5,08	1712805	50	20.32
5	MKDS 3/ 5-5,08	1905201	50	25.4
7	MKDS 3/ 7-5,08	1758658	50	35.56
8	MKDS 3/ 8-5,08	1712708	50	40.64
9	MKDS 3/ 9-5,08	1707331	50	45.72
10	MKDS 3/10-5,08	1718414	50	50.8
12	MKDS 3/12-5,08	1714308	50	60.96
14	MKDS 3/14-5,08	1713367	50	71.12
16	MKDS 3/16-5,08	1889097	50	81.28

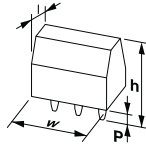
Technical data

Product Line		COMBICON Terminals M		
Connection capacity				
rigid / flexible	[mm <sup>2</sup> ]	0.2 - 4 / 0.2 - 2.5		
Flexible with ferrules without plastic sleeve	[mm <sup>2</sup> ]	0.25 - 2.5		
Flexible with ferrules with plastic sleeve	[mm <sup>2</sup> ]	0.25 - 2.5		
2 conductors with same cross section solid / stranded	[mm <sup>2</sup> ]	0.2 - 1.5 / 0.2 - 1.5		
2 conductors with same cross section, stranded, with ferrule without plastic sleeve	[mm <sup>2</sup> ]	0.25 - 0.75		
Conductor cross section AWG/kcmil		24 - 12		
Stripping length	[mm]	- 8		
Tightening torque	[Nm]	0.5 - 0.6 Nm		
Electrical parameters				
rated current / nominal cross section	[A] / [mm <sup>2</sup> ]	24 / 2.5		
Surge voltage category/degree of pollution		III/3	III / 2	II / 2
Rated insulation voltage	[V]	250	400	630
Rated surge voltage	[kV]	4	4	4
General data				
Type of insulation material / insulation material group		PA / I		
Flammability rating in accordance with UL 94		V0		
Certification data				
Note		More detailed information on the approval data can be found on our website.		

## COMBICON terminals M up to 2.5 mm<sup>2</sup> (14 AWG)

### Printed circuit board terminal, Screw connection with tension sleeve, Pitch: 5.08 mm

MKDSP 3, Linear pinning



Dimensions	[mm]
Solder pin length [P]	5
Length [l]	12.8
Height [h]	23
Installed height	18



#### Ordering data

No. of pos.	Type	Item No.	Pcs./ Pkt.	Width w [mm]
2	MKDSP 3/ 2-5,08	1714722	50	10.16
3	MKDSP 3/ 3-5,08	1714735	50	15.24

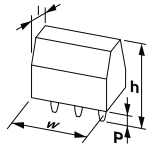


#### Technical data

Product Line		COMBICON Terminals M		
Connection capacity				
rigid / flexible	[mm <sup>2</sup> ]	0.2 - 4 / 0.2 - 2.5		
Flexible with ferrules without plastic sleeve	[mm <sup>2</sup> ]	0.25 - 2.5		
Flexible with ferrules with plastic sleeve	[mm <sup>2</sup> ]	0.25 - 2.5		
2 conductors with same cross section solid / stranded	[mm <sup>2</sup> ]	0.2 - 1.5 / 0.2 - 1.5		
2 conductors with same cross section, stranded, with ferrule without plastic sleeve	[mm <sup>2</sup> ]	0.25 - 0.75		
Conductor cross section AWG/kcmil		24 - 12		
Stripping length	[mm]	- 8		
Tightening torque	[Nm]	0.5 - 0.6 Nm		
Electrical parameters				
rated current / nominal cross section	[A] / [mm <sup>2</sup> ]	24 / 2.5		
Surge voltage category/degree of pollution		III/3	III / 2	II / 2
Rated insulation voltage	[V]	250	400	630
Rated surge voltage	[kV]	4	4	4
General data				
Type of insulation material / insulation material group		PA / I		
Flammability rating in accordance with UL 94		V0		
Certification data				
Note		More detailed information on the approval data can be found on our website.		

### Printed circuit board terminal, Screw connection with tension sleeve, Pitch: 5.08 mm

MKDS 3/...-B, Linear pinning



Dimensions	[mm]
Solder pin length [P]	5
Length [l]	11.2
Height [h]	23
Installed height	18



#### Ordering data

No. of pos.	Type	Item No.	Pcs./ Pkt.	Width w [mm]
2	MKDS 3/ 2-B-5.08	1707904	50	10.16
3	MKDS 3/ 3-B-5.08	1707917	50	15.24

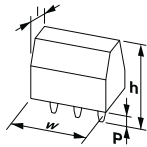


#### Technical data

Product Line		COMBICON Terminals M		
Connection capacity				
rigid / flexible	[mm <sup>2</sup> ]	0.2 - 4 / 0.2 - 2.5		
Flexible with ferrules without plastic sleeve	[mm <sup>2</sup> ]	0.25 - 2.5		
Flexible with ferrules with plastic sleeve	[mm <sup>2</sup> ]	0.25 - 2.5		
2 conductors with same cross section solid / stranded	[mm <sup>2</sup> ]	0.2 - 1.5 / 0.2 - 1.5		
2 conductors with same cross section, stranded, with ferrule without plastic sleeve	[mm <sup>2</sup> ]	0.25 - 0.75		
Conductor cross section AWG/kcmil		24 - 12		
Stripping length	[mm]	- 8		
Tightening torque	[Nm]	0.5 - 0.6 Nm		
Electrical parameters				
rated current / nominal cross section	[A] / [mm <sup>2</sup> ]	24 / 2.5		
Surge voltage category/degree of pollution		III/3	III / 2	II / 2
Rated insulation voltage	[V]	250	400	630
Rated surge voltage	[kV]	4	4	4
General data				
Type of insulation material / insulation material group		PA / I		
Flammability rating in accordance with UL 94		V0		
Certification data				
Note		More detailed information on the approval data can be found on our website.		

Printed circuit board terminal, Screw connection with tension sleeve, Pitch: 5 mm

SMKDS 3, Linear pinning



Dimensions	[mm]
Solder pin length [P]	4.5
Length [l]	16
Height [h]	22.5
Installed height	18



Ordering data

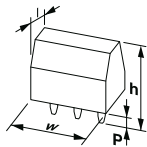
No. of pos.	Type	Item No.	Pcs./ Pkt.	Width w [mm]
2	SMKDS 3/ 2	1713024	100	10
3	SMKDS 3/ 3	1713037	100	15
4	SMKDS 3/ 4	1713082	100	20
6	SMKDS 3/ 6	1713121	50	30
8	SMKDS 3/ 8	1713066	50	40
12	SMKDS 3/12	1713105	50	60

Technical data

Product Line		COMBICON Terminals M		
Connection capacity				
rigid / flexible	[mm <sup>2</sup> ]	0.2 - 4 / 0.2 - 2.5		
Flexible with ferrules without plastic sleeve	[mm <sup>2</sup> ]	0.25 - 2.5		
Flexible with ferrules with plastic sleeve	[mm <sup>2</sup> ]	0.25 - 2.5		
2 conductors with same cross section solid / stranded	[mm <sup>2</sup> ]	0.2 - 1.5 / 0.2 - 1.5		
2 conductors with same cross section, stranded, with ferrule without plastic sleeve	[mm <sup>2</sup> ]	0.25 - 0.75		
Conductor cross section AWG/kcmil		24 - 12		
Stripping length	[mm]	- 8		
Tightening torque	[Nm]	0.5 - 0.6 Nm		
Electrical parameters				
rated current / nominal cross section	[A] / [mm <sup>2</sup> ]	24 / 2.5		
Surge voltage category/degree of pollution		III/3	III / 2	II / 2
Rated insulation voltage	[V]	250	400	630
Rated surge voltage	[kV]	4	4	4
General data				
Type of insulation material / insulation material group		PA / I		
Flammability rating in accordance with UL 94		V0		
Certification data				
Note		More detailed information on the approval data can be found on our website.		

Printed circuit board terminal, Screw connection with tension sleeve, Pitch: 5.08 mm

SMKDS 3, Linear pinning



Dimensions	[mm]
Solder pin length [P]	4.5
Length [l]	16
Height [h]	22.5
Installed height	18



Ordering data

No. of pos.	Type	Item No.	Pcs./ Pkt.	Width w [mm]
2	SMKDS 3/ 2-5,08	1713723	100	10.16
3	SMKDS 3/ 3-5,08	1713736	100	15.24
4	SMKDS 3/ 4-5,08	1713040	100	20.32
5	SMKDS 3/ 5-5,08	1713309	50	25.4
6	SMKDS 3/ 6-5,08	1713286	50	30.48
7	SMKDS 3/ 7-5,08	1888849	50	35.56
9	SMKDS 3/ 9-5,08	1809597	50	45.72
15	SMKDS 3/15-5,08	1809607	50	76.2
18	SMKDS 3/18-5,08	1809610	50	91.44

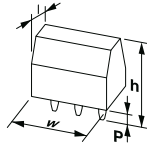
Technical data

Product Line		COMBICON Terminals M		
Connection capacity				
rigid / flexible	[mm <sup>2</sup> ]	0.2 - 4 / 0.2 - 2.5		
Flexible with ferrules without plastic sleeve	[mm <sup>2</sup> ]	0.25 - 2.5		
Flexible with ferrules with plastic sleeve	[mm <sup>2</sup> ]	0.25 - 2.5		
2 conductors with same cross section solid / stranded	[mm <sup>2</sup> ]	0.2 - 1.5 / 0.2 - 1.5		
2 conductors with same cross section, stranded, with ferrule without plastic sleeve	[mm <sup>2</sup> ]	0.25 - 0.75		
Conductor cross section AWG/kcmil		24 - 12		
Stripping length	[mm]	- 8		
Tightening torque	[Nm]	0.5 - 0.6 Nm		
Electrical parameters				
rated current / nominal cross section	[A] / [mm <sup>2</sup> ]	24 / 2.5		
Surge voltage category/degree of pollution		III/3	III / 2	II / 2
Rated insulation voltage	[V]	250	400	630
Rated surge voltage	[kV]	4	4	4
General data				
Type of insulation material / insulation material group		PA / I		
Flammability rating in accordance with UL 94		V0		
Certification data				
Note		More detailed information on the approval data can be found on our website.		

# COMBICON terminals M up to 2.5 mm<sup>2</sup> (14 AWG)

## Printed circuit board terminal, Screw connection with tension sleeve, Pitch: 5 mm

MKDSFW 3, Linear pinning

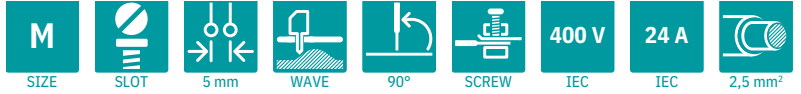


Dimensions	[mm]
Solder pin length [P]	5
Length [l]	20.5
Height [h]	16.7
Installed height	11.7



### Ordering data

No. of pos.	Type	Item No.	Pcs./ Pkt.	Width w [mm]
2	MKDSFW 3/ 2	1771529	50	10
3	MKDSFW 3/ 3	1771260	50	15

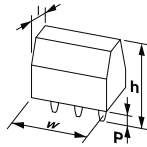


### Technical data

Product Line		COMBICON Terminals M		
Connection capacity				
rigid / flexible	[mm <sup>2</sup> ]	0.2 - 4 / 0.2 - 2.5		
Flexible with ferrules without plastic sleeve	[mm <sup>2</sup> ]	0.25 - 1		
Flexible with ferrules with plastic sleeve	[mm <sup>2</sup> ]	0.25 - 1		
2 conductors with same cross section solid / stranded	[mm <sup>2</sup> ]	0.2 - 1.5 / 0.2 - 1.5		
2 conductors with same cross section, stranded, with ferrule without plastic sleeve	[mm <sup>2</sup> ]	0.25 - 0.75		
Conductor cross section AWG/kcmil		24 - 12		
Stripping length		[mm]	- 8	
Tightening torque		[Nm]	0.5 - 0.6 Nm	
Electrical parameters				
rated current / nominal cross section		[A] / [mm <sup>2</sup> ]	24 / 2.5	
Surge voltage category/degree of pollution			III/3	III / 2
Rated insulation voltage		[V]	250	400
Rated surge voltage		[kV]	4	4
General data				
Type of insulation material / insulation material group		PA / I		
Flammability rating in accordance with UL 94		V2		
Certification data				
Note		More detailed information on the approval data can be found on our website.		

## Printed circuit board terminal, Screw connection with tension sleeve, Pitch: 5 mm

MKDSF 3, Linear pinning



Dimensions	[mm]
Solder pin length [P]	4.1
Length [l]	18
Height [h]	15.3
Installed height	11.2



### Ordering data

No. of pos.	Type	Item No.	Pcs./ Pkt.	Width w [mm]
2	MKDSF 3/ 2	1712025	50	10
3	MKDSF 3/ 3	1712038	50	15

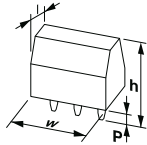


### Technical data

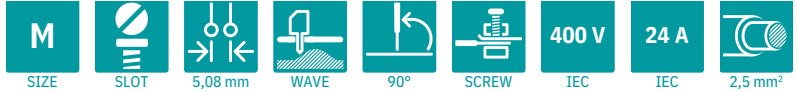
Product Line		COMBICON Terminals M		
Connection capacity				
rigid / flexible	[mm <sup>2</sup> ]	0.2 - 4 / 0.2 - 2.5		
Flexible with ferrules without plastic sleeve	[mm <sup>2</sup> ]	0.25 - 2.5		
Flexible with ferrules with plastic sleeve	[mm <sup>2</sup> ]	0.25 - 2.5		
2 conductors with same cross section solid / stranded	[mm <sup>2</sup> ]	0.2 - 1.5 / 0.2 - 1.5		
2 conductors with same cross section, stranded, with ferrule without plastic sleeve	[mm <sup>2</sup> ]	0.25 - 0.75		
Conductor cross section AWG/kcmil		24 - 12		
Stripping length		[mm]	- 8	
Tightening torque		[Nm]	0.5 - 0.6 Nm	
Electrical parameters				
rated current / nominal cross section		[A] / [mm <sup>2</sup> ]	24 / 2.5	
Surge voltage category/degree of pollution			III/3	III / 2
Rated insulation voltage		[V]	250	400
Rated surge voltage		[kV]	4	4
General data				
Type of insulation material / insulation material group		PA / I		
Flammability rating in accordance with UL 94		V0		
Certification data				
Note		More detailed information on the approval data can be found on our website.		

Printed circuit board terminal, Screw connection with tension sleeve, Pitch: 5.08 mm

MKDSF 3, Linear pinning



Dimensions	[mm]
Solder pin length [P]	4.1
Length [l]	18
Height [h]	16.1
Installed height	12



Ordering data

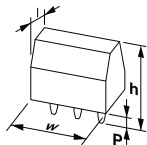
No. of pos.	Type	Item No.	Pcs./ Pkt.	Width w [mm]
2	MKDSF 3/ 2-5,08	1712724	50	10.16
3	MKDSF 3/ 3-5,08	1712737	50	15.24

Technical data

Product Line		COMBICON Terminals M		
Connection capacity				
rigid / flexible	[mm <sup>2</sup> ]	0.2 - 4 / 0.2 - 2.5		
Flexible with ferrules without plastic sleeve	[mm <sup>2</sup> ]	0.25 - 2.5		
Flexible with ferrules with plastic sleeve	[mm <sup>2</sup> ]	0.25 - 2.5		
2 conductors with same cross section solid / stranded	[mm <sup>2</sup> ]	0.2 - 1.5 / 0.2 - 1.5		
2 conductors with same cross section, stranded, with ferrule without plastic sleeve	[mm <sup>2</sup> ]	0.25 - 0.75		
Conductor cross section AWG/kcmil		24 - 12		
Stripping length	[mm]	- 8		
Tightening torque	[Nm]	0.5 - 0.6 Nm		
Electrical parameters				
rated current / nominal cross section	[A] / [mm <sup>2</sup> ]	24 / 2.5		
Surge voltage category/degree of pollution		III/3	III / 2	II / 2
Rated insulation voltage	[V]	250	400	630
Rated surge voltage	[kV]	4	4	4
General data				
Type of insulation material / insulation material group		PA / I		
Flammability rating in accordance with UL 94		V0		
Certification data				
Note		More detailed information on the approval data can be found on our website.		

Printed circuit board terminal, Screw connection with tension sleeve, Pitch: 5.08 mm

TDPT 2,5/...-SC, Linear pinning



Dimensions	[mm]
Solder pin length [P]	3.5
Length [l]	18
Height [h]	22.5
Installed height	19



Ordering data

No. of pos.	Type	Item No.	Pcs./ Pkt.	Width w [mm]
2	TDPT 2,5/ 2-SC-5,08	1017491	50	10.96
3	TDPT 2,5/ 3-SC-5,08	1017492	50	16.04
4	TDPT 2,5/ 4-SC-5,08	1017493	50	21.12
5	TDPT 2,5/ 5-SC-5,08	1017494	50	26.2
6	TDPT 2,5/ 6-SC-5,08	1017495	50	31.28
7	TDPT 2,5/ 7-SC-5,08	1017496	50	36.36
8	TDPT 2,5/ 8-SC-5,08	1017497	50	41.44
9	TDPT 2,5/ 9-SC-5,08	1017498	50	46.52
10	TDPT 2,5/ 10-SC-5,08	1017499	50	51.6
11	TDPT 2,5/ 11-SC-5,08	1017501	50	56.68
12	TDPT 2,5/ 12-SC-5,08	1017502	50	61.76

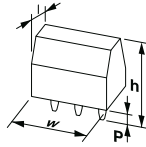
Technical data

Product Line		COMBICON Terminals M		
Connection capacity				
rigid / flexible	[mm <sup>2</sup> ]	0.2 - 4 / 0.2 - 4		
Flexible with ferrules without plastic sleeve	[mm <sup>2</sup> ]	0.2 - 2.5		
Flexible with ferrules with plastic sleeve	[mm <sup>2</sup> ]	0.2 - 2.5		
2 conductors with same cross section solid / stranded	[mm <sup>2</sup> ]	0.2 - 1.5 / 0.2 - 1.5		
Conductor cross section AWG/kcmil		24 - 12		
Stripping length	[mm]	- 10		
Tightening torque	[Nm]	0.5 - 0.6 Nm		
Electrical parameters				
rated current / nominal cross section	[A] / [mm <sup>2</sup> ]	24 / 2.5		
Surge voltage category/degree of pollution		III/3	III / 2	II / 2
Rated insulation voltage	[V]	320	400	630
Rated surge voltage	[kV]	4	4	4
General data				
Type of insulation material / insulation material group		PA / I		
Flammability rating in accordance with UL 94		V0		
Certification data				
Note		More detailed information on the approval data can be found on our website.		

## COMBICON terminals M up to 2.5 mm<sup>2</sup> (14 AWG)

### Printed circuit board terminal, Screw connection with tension sleeve, Pitch: 5 mm

MKKDS 3, Linear pinning



Dimensions	[mm]
Solder pin length [P]	5
Length [l]	22.3
Height [h]	36.5
Installed height	31.5



#### Ordering data

No. of pos.	Type	Item No.	Pcs./ Pkt.	Width w [mm]
2	MKKDS 3/ 2	1721029	50	12.5
3	MKKDS 3/ 3	1721032	50	17.5
4	MKKDS 3/ 4	1703895	50	22.5
9	MKKDS 3/ 9	1805119	50	47.5
10	MKKDS 3/10	1703252	50	52.5

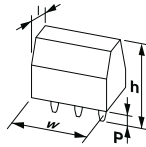


#### Technical data

Product Line		COMBICON Terminals M		
Connection capacity				
rigid / flexible	[mm <sup>2</sup> ]	0.2 - 4 / 0.2 - 2.5		
Flexible with ferrules without plastic sleeve	[mm <sup>2</sup> ]	0.25 - 1.5		
Flexible with ferrules with plastic sleeve	[mm <sup>2</sup> ]	0.25 - 2.5		
2 conductors with same cross section solid / stranded	[mm <sup>2</sup> ]	0.2 - 1.5 / 0.2 - 1.5		
2 conductors with same cross section, stranded, with ferrule without plastic sleeve	[mm <sup>2</sup> ]	0.25 - 0.75		
Conductor cross section AWG/kcmil		24 - 12		
Stripping length	[mm]	- 7		
Tightening torque	[Nm]	0.5 - 0.6 Nm		
Electrical parameters				
rated current / nominal cross section	[A] / [mm <sup>2</sup> ]	22 / 2.5		
Surge voltage category/degree of pollution		III/3	III / 2	II / 2
Rated insulation voltage	[V]	250	400	630
Rated surge voltage	[kV]	4	4	4
General data				
Type of insulation material / insulation material group		PA / I		
Flammability rating in accordance with UL 94		V0		
Certification data				
Note		More detailed information on the approval data can be found on our website.		

### Printed circuit board terminal, Screw connection with tension sleeve, Pitch: 5.08 mm

MKKDS 3, Linear pinning



Dimensions	[mm]
Solder pin length [P]	5
Length [l]	22.3
Height [h]	36.5
Installed height	31.5



#### Ordering data

No. of pos.	Type	Item No.	Pcs./ Pkt.	Width w [mm]
2	MKKDS 3/ 2-5,08	1721728	50	12.7
3	MKKDS 3/ 3-5,08	1721731	50	17.78
4	MKKDS 3/ 4-5,08	1889987	50	22.86
5	MKKDS 3/ 5-5,08	1907759	50	27.94
8	MKKDS 3/ 8-5,08	1870909	50	43.18
13	MKKDS 3/13-5,08	1864888	50	17.78
20	MKKDS 3/20-5,08	1709947	10	104.14

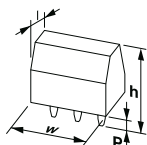


#### Technical data

Product Line		COMBICON Terminals M		
Connection capacity				
rigid / flexible	[mm <sup>2</sup> ]	0.2 - 4 / 0.2 - 2.5		
Flexible with ferrules without plastic sleeve	[mm <sup>2</sup> ]	0.25 - 1.5		
Flexible with ferrules with plastic sleeve	[mm <sup>2</sup> ]	0.25 - 2.5		
2 conductors with same cross section solid / stranded	[mm <sup>2</sup> ]	0.2 - 1.5 / 0.2 - 1.5		
2 conductors with same cross section, stranded, with ferrule without plastic sleeve	[mm <sup>2</sup> ]	0.25 - 0.75		
Conductor cross section AWG/kcmil		24 - 12		
Stripping length	[mm]	- 7		
Tightening torque	[Nm]	0.5 - 0.6 Nm		
Electrical parameters				
rated current / nominal cross section	[A] / [mm <sup>2</sup> ]	22 / 2.5		
Surge voltage category/degree of pollution		III/3	III / 2	II / 2
Rated insulation voltage	[V]	250	400	630
Rated surge voltage	[kV]	4	4	4
General data				
Type of insulation material / insulation material group		PA / I		
Flammability rating in accordance with UL 94		V0		
Certification data				
Note		More detailed information on the approval data can be found on our website.		

**Printed circuit board terminal, Screw connection with tension sleeve, Pitch: 5 mm**

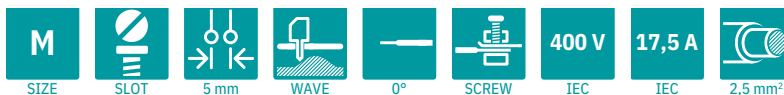
MKKDSG 3, Linear pinning



Dimensions	[mm]
Solder pin length [P]	5
Length [l]	22.3
Height [h]	36.4
Installed height	31.4


**Ordering data**

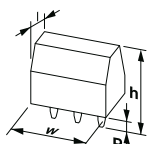
No. of pos.	Type	Item No.	Pcs./ Pkt.	Width w [mm]
2	MKKDSG 3/ 2	1721090	50	10
3	MKKDSG 3/ 3	1721087	50	15


**Technical data**

Product Line		COMBICON Terminals M		
Connection capacity				
rigid / flexible	[mm <sup>2</sup> ]	0.2 - 4 / 0.2 - 2.5		
Flexible with ferrules without plastic sleeve	[mm <sup>2</sup> ]	0.25 - 1.5		
Flexible with ferrules with plastic sleeve	[mm <sup>2</sup> ]	0.25 - 2.5		
2 conductors with same cross section solid / stranded	[mm <sup>2</sup> ]	0.2 - 1.5 / 0.2 - 1.5		
2 conductors with same cross section, stranded, with ferrule without plastic sleeve	[mm <sup>2</sup> ]	0.25 - 0.75		
Conductor cross section AWG/kcmil		24 - 12		
Stripping length	[mm]	- 7		
Tightening torque	[Nm]	0.5 - 0.6 Nm		
Electrical parameters				
rated current / nominal cross section	[A] / [mm <sup>2</sup> ]	17.5 / 2.5		
Surge voltage category/degree of pollution		III/3	III / 2	II / 2
Rated insulation voltage	[V]	250	400	630
Rated surge voltage	[kV]	4	4	4
General data				
Type of insulation material / insulation material group		PA / I		
Flammability rating in accordance with UL 94		V0		
Certification data				
Note		More detailed information on the approval data can be found on our website.		

**Printed circuit board terminal, Screw connection with tension sleeve, Pitch: 5 mm**

MKKDSH 3, Linear pinning



Dimensions	[mm]
Solder pin length [P]	5
Length [l]	11.1
Height [h]	36.5
Installed height	31.5


**Ordering data**

No. of pos.	Type	Item No.	Pcs./ Pkt.	Width w [mm]
2	MKKDSH 3/ 2	1721045	50	10
2	MKKDSH 3/ 2	1721045	50	10

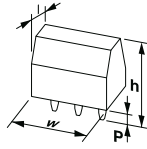

**Technical data**

Product Line		COMBICON Terminals M		
Connection capacity				
rigid / flexible	[mm <sup>2</sup> ]	0.2 - 4 / 0.2 - 2.5		
Flexible with ferrules without plastic sleeve	[mm <sup>2</sup> ]	0.25 - 1.5		
Flexible with ferrules with plastic sleeve	[mm <sup>2</sup> ]	0.25 - 2.5		
2 conductors with same cross section solid / stranded	[mm <sup>2</sup> ]	0.2 - 1.5 / 0.2 - 1.5		
2 conductors with same cross section, stranded, with ferrule without plastic sleeve	[mm <sup>2</sup> ]	0.25 - 0.75		
Conductor cross section AWG/kcmil		24 - 12		
Stripping length	[mm]	- 7		
Tightening torque	[Nm]	0.5 - 0.6 Nm		
Electrical parameters				
rated current / nominal cross section	[A] / [mm <sup>2</sup> ]	24 / 2.5		
Surge voltage category/degree of pollution		III/3	III / 2	II / 2
Rated insulation voltage	[V]	250	400	630
Rated surge voltage	[kV]	4	4	4
General data				
Type of insulation material / insulation material group		PA / I		
Flammability rating in accordance with UL 94		V0		
Certification data				
Note		More detailed information on the approval data can be found on our website.		

# COMBICON terminals M up to 2.5 mm<sup>2</sup> (14 AWG)

## Printed circuit board terminal, Screw connection with tension sleeve, Pitch: 5.08 mm

MK3DS 3, Linear pinning



Dimensions	[mm]
Solder pin length [P]	5
Length [l]	33.6
Height [h]	49.8
Installed height	44.8



### Ordering data

No. of pos.	Type	Item No.	Pcs./ Pkt.	Width w [mm]
2	MK3DS 3/ 2-5,08	1723014	50	12.7
3	MK3DS 3/ 3-5,08	1723027	50	17.78

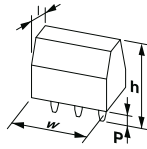


### Technical data

Product Line		COMBICON Terminals M		
Connection capacity				
rigid / flexible	[mm <sup>2</sup> ]	0.2 - 4 / 0.2 - 2.5		
Flexible with ferrules without plastic sleeve	[mm <sup>2</sup> ]	0.25 - 1.5		
Flexible with ferrules with plastic sleeve	[mm <sup>2</sup> ]	0.25 - 2.5		
2 conductors with same cross section solid / stranded	[mm <sup>2</sup> ]	0.2 - 1.5 / 0.2 - 1.5		
2 conductors with same cross section, stranded, with ferrule without plastic sleeve	[mm <sup>2</sup> ]	0.25 - 0.75		
Conductor cross section AWG/kcmil		24 - 12		
Stripping length	[mm]	- 7		
Tightening torque	[Nm]	0.5 - 0.6 Nm		
Electrical parameters				
rated current / nominal cross section	[A] / [mm <sup>2</sup> ]	17.5 / 2.5		
Surge voltage category/degree of pollution		III/3	III / 2	II / 2
Rated insulation voltage	[V]	250	400	630
Rated surge voltage	[kV]	4	4	4
General data				
Type of insulation material / insulation material group		PA / I		
Flammability rating in accordance with UL 94		V0		
Certification data				
Note		More detailed information on the approval data can be found on our website.		

## Printed circuit board terminal, Screw connection with tension sleeve, Pitch: 5.08 mm

MK3DSH 3, Linear pinning



Dimensions	[mm]
Solder pin length [P]	5
Length [l]	12.1
Height [h]	49.8
Installed height	44.8



### Ordering data

No. of pos.	Type	Item No.	Pcs./ Pkt.	Width w [mm]
2	MK3DSH 3/ 2-5,08	1723182	50	10.16
3	MK3DSH 3/ 3-5,08	1723195	50	15.24



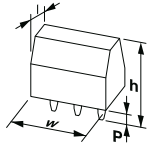
### Technical data

Product Line		COMBICON Terminals M		
Connection capacity				
rigid / flexible	[mm <sup>2</sup> ]	0.2 - 4 / 0.2 - 2.5		
Flexible with ferrules without plastic sleeve	[mm <sup>2</sup> ]	0.25 - 1.5		
Flexible with ferrules with plastic sleeve	[mm <sup>2</sup> ]	0.25 - 2.5		
2 conductors with same cross section solid / stranded	[mm <sup>2</sup> ]	0.2 - 1.5 / 0.2 - 1.5		
2 conductors with same cross section, stranded, with ferrule without plastic sleeve	[mm <sup>2</sup> ]	0.25 - 0.75		
Conductor cross section AWG/kcmil		24 - 12		
Stripping length	[mm]	- 7		
Tightening torque	[Nm]	0.5 - 0.6 Nm		
Electrical parameters				
rated current / nominal cross section	[A] / [mm <sup>2</sup> ]	24 / 2.5		
Surge voltage category/degree of pollution		III/3	III / 2	II / 2
Rated insulation voltage	[V]	250	400	630
Rated surge voltage	[kV]	4	4	4
General data				
Type of insulation material / insulation material group		PA / I		
Flammability rating in accordance with UL 94		V0		
Certification data				
Note		More detailed information on the approval data can be found on our website.		



Printed circuit board terminal, Screw connection with tension sleeve, Pitch: 5.08 mm

MK3DSMH 3, Linear pinning



Dimensions	[mm]
Solder pin length [P]	5
Length [l]	23.1
Height [h]	49.8
Installed height	44.8



Ordering data

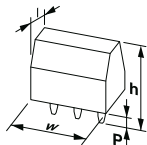
No. of pos.	Type	Item No.	Pcs./ Pkt.	Width w [mm]
2	MK3DSMH 3/ 2-5,08	1723205	50	10.16
3	MK3DSMH 3/ 3-5,08	1723218	50	15.24

Technical data

Product Line	COMBICON Terminals M		
Connection capacity			
rigid / flexible	[mm <sup>2</sup> ]	0.2 - 4 / 0.2 - 2.5	
Flexible with ferrules without plastic sleeve	[mm <sup>2</sup> ]	0.25 - 1.5	
Flexible with ferrules with plastic sleeve	[mm <sup>2</sup> ]	0.25 - 2.5	
2 conductors with same cross section solid / stranded	[mm <sup>2</sup> ]	0.2 - 1.5 / 0.2 - 1.5	
2 conductors with same cross section, stranded, with ferrule without plastic sleeve	[mm <sup>2</sup> ]	0.25 - 0.75	
Conductor cross section AWG/kcmil		24 - 12	
Stripping length	[mm]	- 7	
Tightening torque	[Nm]	0.5 - 0.6 Nm	
Electrical parameters			
rated current / nominal cross section	[A] / [mm <sup>2</sup> ]	22 / 2.5	
Surge voltage category/degree of pollution		III / 3	III / 2
Rated insulation voltage	[V]	250	400
Rated surge voltage	[kV]	4	4
General data			
Type of insulation material / insulation material group	PA / I		
Flammability rating in accordance with UL 94	V0		
Certification data			
Note	More detailed information on the approval data can be found on our website.		

Printed circuit board terminal, Screw connection with tension sleeve, Pitch: 5 mm

MKKDSH 3-EX, Linear pinning



Dimensions	[mm]
Solder pin length [P]	5
Length [l]	11.1
Height [h]	36.5
Installed height	31.5



Ordering data

No. of pos.	Type	Item No.	Pcs./ Pkt.	Width w [mm]
2	MKKDSH 3/ 2-EX	1869790	50	10
3	MKKDSH 3/ 3-EX	1869800	50	15

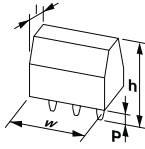
Technical data

Product Line	COMBICON Terminals M		
Ex marking	0344 Ex / II 2GD / Ex eb IIC Gb		
Examination certificate	KEMA 01ATEX2130 U		
IECEx certificate	IECEx KEM 07.0019 U		
Connection capacity			
rigid / flexible	[mm <sup>2</sup> ]	0.2 - 4 / 0.2 - 2.5	
rigid / flexible	AWG	24 - 12 / 24 - 14	
Stripping length	[mm]	- 7	
Tightening torque clamping space	[Nm]	0.5 - 0.6 Nm	
Electrical parameters			
rated current / nominal cross section	[A] / [mm <sup>2</sup> ]	20 / 2.5	
Rated voltage	[V]	176	
General data			
Type of insulation material / insulation material group	PA / I		
Flammability rating in accordance with UL 94	V0		

## COMBICON terminals M up to 2.5 mm<sup>2</sup> (14 AWG)

### Printed circuit board terminal, Screw connection with tension sleeve, Pitch: 5.08 mm

MK3DSH 3-EX, Linear pinning



Dimensions	[mm]
Solder pin length [P]	5
Length [l]	12.1
Height [h]	49.8
Installed height	44.8

ERC  
Ex:

#### Ordering data

No. of pos.	Type	Item No.	Pcs./ Pkt.	Width w [mm]
2	MK3DSH 3/ 2-5,08-EX	1869774	50	10.16
3	MK3DSH 3/ 3-5,08-EX	1869787	50	15.24

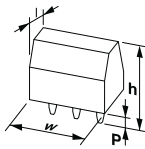


#### Technical data

Product Line	COMBICON Terminals M	
Ex marking	0344 Ex II 2GD / Ex eb IIC Gb	
Examination certificate	KEMA 01ATEX2130 U	
IECEx certificate	IECEx KEM 07.0019 U	
Connection capacity		
rigid / flexible	[mm <sup>2</sup> ]	0.2 - 4 / 0.2 - 2.5
rigid / flexible	AWG	24 - 12 / 24 - 14
Stripping length	[mm]	- 7
Tightening torque clamping space	[Nm]	0.5 - 0.6 Nm
Electrical parameters		
rated current / nominal cross section	[A] / [mm <sup>2</sup> ]	20 / 2.5
Rated voltage	[V]	176
General data		
Type of insulation material / insulation material group	PA / I	
Flammability rating in accordance with UL 94	V0	

### Printed circuit board terminal, Screw connection with tension sleeve, Pitch: 5.08 mm

MK3DSMH 3-EX, Linear pinning

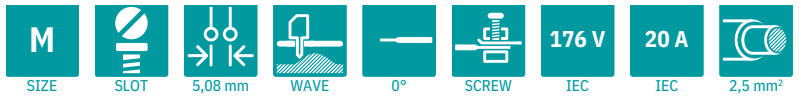


Dimensions	[mm]
Solder pin length [P]	5
Length [l]	23.1
Height [h]	49.8
Installed height	44.8

ERC  
Ex:

#### Ordering data

No. of pos.	Type	Item No.	Pcs./ Pkt.	Width w [mm]
2	MK3DSMH 3/ 2-5,08-EX	1870255	50	10.16
3	MK3DSMH 3/ 3-5,08-EX	1870268	50	15.24

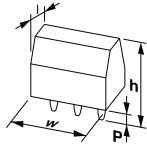


#### Technical data

Product Line	COMBICON Terminals M	
Ex marking	0344 Ex II 2GD / Ex eb IIC Gb	
Examination certificate	KEMA 01ATEX2130 U	
IECEx certificate	IECEx KEM 07.0019 U	
Connection capacity		
rigid / flexible	[mm <sup>2</sup> ]	0.2 - 4 / 0.2 - 2.5
rigid / flexible	AWG	24 - 12 / 24 - 14
Stripping length	[mm]	- 7
Tightening torque clamping space	[Nm]	0.5 - 0.6 Nm
Electrical parameters		
rated current / nominal cross section	[A] / [mm <sup>2</sup> ]	20 / 2.5
Rated voltage	[V]	176
General data		
Type of insulation material / insulation material group	PA / I	
Flammability rating in accordance with UL 94	V0	

Printed circuit board terminal, Screw connection with tension sleeve, Pitch: 5 mm

KDS 2,5, Linear pinning



Dimensions	[mm]
Solder pin length [P]	3.6
Length [l]	17.55
Height [h]	18
Installed height	18



Ordering data

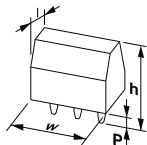
No. of pos.	Type	Item No.	Pcs./ Pkt.	Width w [mm]
1	KDS 2,5	1705016	50	5

Technical data

Product Line		COMBICON Terminals M		
Connection capacity				
rigid / flexible	[mm <sup>2</sup> ]	0.2 - 4 / 0.2 - 2.5		
Flexible with ferrules without plastic sleeve	[mm <sup>2</sup> ]	0.25 - 2.5		
Flexible with ferrules with plastic sleeve	[mm <sup>2</sup> ]	0.25 - 1.5		
2 conductors with same cross section solid / stranded	[mm <sup>2</sup> ]	0.2 - 1 / 0.2 - 1.5		
2 conductors with same cross section, stranded, with ferrule without plastic sleeve	[mm <sup>2</sup> ]	0.25 - 0.5		
Conductor cross section AWG/kcmil		24 - 12		
Stripping length	[mm]	- 9		
Tightening torque	[Nm]	0.5 - 0.6 Nm		
Electrical parameters				
rated current / nominal cross section	[A] / [mm <sup>2</sup> ]	24 / 2.5		
Surge voltage category/degree of pollution		III/3	III / 2	II / 2
Rated insulation voltage	[V]	250	400	630
Rated surge voltage	[kV]	4	4	4
General data				
Type of insulation material / insulation material group		PA / I		
Flammability rating in accordance with UL 94		V0		
Certification data				
Note		More detailed information on the approval data can be found on our website.		

Printed circuit board terminal, Screw connection with tension sleeve, Pitch: 5.08 mm

KDS 3-MT, Linear pinning



Dimensions	[mm]
Solder pin length [P]	3.5
Length [l]	27
Height [h]	40.5
Installed height	37



Ordering data

No. of pos.	Type	Item No.	Pcs./ Pkt.	Width w [mm]
1	KDS 3-MT	1780015	50	5.08

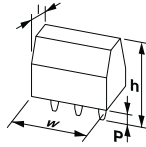
Technical data

Product Line		COMBICON Terminals M		
Connection capacity				
rigid / flexible	[mm <sup>2</sup> ]	0.2 - 4 / 0.2 - 4		
Flexible with ferrules without plastic sleeve	[mm <sup>2</sup> ]	0.25 - 2.5		
Flexible with ferrules with plastic sleeve	[mm <sup>2</sup> ]	0.25 - 1.5		
2 conductors with same cross section solid / stranded	[mm <sup>2</sup> ]	0.2 - 1 / 0.2 - 1		
2 conductors with same cross section, stranded, with ferrule without plastic sleeve	[mm <sup>2</sup> ]	0.25 - 0.75		
Conductor cross section AWG/kcmil		24 - 12		
Stripping length	[mm]	- 8		
Tightening torque	[Nm]	0.5 - 0.6 Nm		
Electrical parameters				
rated current / nominal cross section	[A] / [mm <sup>2</sup> ]	15 / 2.5		
Surge voltage category/degree of pollution		III/3	III / 2	II / 2
Rated insulation voltage	[V]	320	320	630
Rated surge voltage	[kV]	4	4	4
General data				
Type of insulation material / insulation material group		PA / I		
Flammability rating in accordance with UL 94		V0		
Certification data				
Note		More detailed information on the approval data can be found on our website.		

## COMBICON terminals M up to 2.5 mm<sup>2</sup> (14 AWG)

### Printed circuit board terminal, Screw connection with tension sleeve, Pitch: 5.08 mm

KDS 3-PMT, Linear pinning



Dimensions	[mm]
Solder pin length [P]	3.5
Length [l]	27
Height [h]	40.5
Installed height	36



#### Ordering data

No. of pos.	Type	Item No.	Pcs./ Pkt.	Width w [mm]
1	KDS 3-PMT	1780028	50	5.08

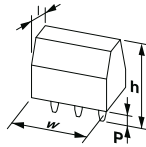


#### Technical data

Product Line		COMBICON Terminals M		
Connection capacity				
rigid / flexible	[mm <sup>2</sup> ]	0.2 - 4 / 0.2 - 2.5		
Flexible with ferrules without plastic sleeve	[mm <sup>2</sup> ]	0.25 - 1.5		
Flexible with ferrules with plastic sleeve	[mm <sup>2</sup> ]	0.25 - 1.5		
2 conductors with same cross section solid / stranded	[mm <sup>2</sup> ]	0.2 - 1 / 0.2 - 1		
2 conductors with same cross section, stranded, with ferrule without plastic sleeve	[mm <sup>2</sup> ]	0.25 - 0.75		
Conductor cross section AWG/kcmil		24 - 12		
Stripping length	[mm]	- 8		
Tightening torque	[Nm]	0.5 - 0.6 Nm		
Electrical parameters				
rated current / nominal cross section	[A] / [mm <sup>2</sup> ]	13.5 / 2.5		
Surge voltage category/degree of pollution		III/3	III / 2	II / 2
Rated insulation voltage	[V]	320	320	630
Rated surge voltage	[kV]	4	4	4
General data				
Type of insulation material / insulation material group		PA / I		
Flammability rating in accordance with UL 94		V2		
Certification data				
Note		More detailed information on the approval data can be found on our website.		

### Printed circuit board terminal, Screw connection with tension sleeve, Pitch: 7.62 mm

GMKDS 3, Linear pinning



Dimensions	[mm]
Solder pin length [P]	5
Length [l]	11.2
Height [h]	23
Installed height	18



#### Ordering data

No. of pos.	Type	Item No.	Pcs./ Pkt.	Width w [mm]
2	GMKDS 3/ 2-7,62	1731721	100	15.24
3	GMKDS 3/ 3-7,62	1731734	100	22.86

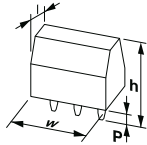


#### Technical data

Product Line		COMBICON Terminals M		
Connection capacity				
rigid / flexible	[mm <sup>2</sup> ]	0.2 - 4 / 0.2 - 2.5		
Flexible with ferrules without plastic sleeve	[mm <sup>2</sup> ]	0.25 - 2.5		
Flexible with ferrules with plastic sleeve	[mm <sup>2</sup> ]	0.25 - 2.5		
2 conductors with same cross section solid / stranded	[mm <sup>2</sup> ]	0.2 - 1.5 / 0.2 - 1.5		
2 conductors with same cross section, stranded, with ferrule without plastic sleeve	[mm <sup>2</sup> ]	0.25 - 0.75		
Conductor cross section AWG/kcmil		24 - 12		
Stripping length	[mm]	- 8		
Tightening torque	[Nm]	0.5 - 0.6 Nm		
Electrical parameters				
rated current / nominal cross section	[A] / [mm <sup>2</sup> ]	24 / 2.5		
Surge voltage category/degree of pollution		III/3	III / 2	II / 2
Rated insulation voltage	[V]	500	630	1000
Rated surge voltage	[kV]	6	6	6
General data				
Type of insulation material / insulation material group		PA / I		
Flammability rating in accordance with UL 94		V0		
Certification data				
Note		More detailed information on the approval data can be found on our website.		

Printed circuit board terminal, Screw connection with tension sleeve, Pitch: 7.5 mm

GMKDSP 3, Linear pinning



Dimensions	[mm]
Solder pin length [P]	5
Length [l]	12.8
Height [h]	23
Installed height	18



Ordering data

No. of pos.	Type	Item No.	Pcs./ Pkt.	Width w [mm]
2	GMKDSP 3/ 2	1732021	50	15
3	GMKDSP 3/ 3	1732034	50	22.5

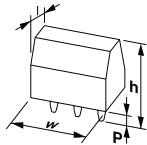


Technical data

Product Line		COMBICON Terminals M		
Connection capacity				
rigid / flexible	[mm <sup>2</sup> ]	0.2 - 4 / 0.2 - 2.5		
Flexible with ferrules without plastic sleeve	[mm <sup>2</sup> ]	0.25 - 2.5		
Flexible with ferrules with plastic sleeve	[mm <sup>2</sup> ]	0.25 - 2.5		
2 conductors with same cross section solid / stranded	[mm <sup>2</sup> ]	0.2 - 1.5 / 0.2 - 1.5		
2 conductors with same cross section, stranded, with ferrule without plastic sleeve	[mm <sup>2</sup> ]	0.25 - 0.75		
Conductor cross section AWG/kcmil		24 - 12		
Stripping length	[mm]	- 7		
Tightening torque	[Nm]	0.5 - 0.6 Nm		
Electrical parameters				
rated current / nominal cross section	[A] / [mm <sup>2</sup> ]	24 / 2.5		
Surge voltage category/degree of pollution		III/3	III / 2	II / 2
Rated insulation voltage	[V]	500	630	1000
Rated surge voltage	[kV]	6	6	6
General data				
Type of insulation material / insulation material group		PA / I		
Flammability rating in accordance with UL 94		V2		
Certification data				
Note		More detailed information on the approval data can be found on our website.		

Printed circuit board terminal, Screw connection with tension sleeve, Pitch: 7.62 mm

GMKDSP 3, Linear pinning



Dimensions	[mm]
Solder pin length [P]	5
Length [l]	12.8
Height [h]	23
Installed height	18



Ordering data

No. of pos.	Type	Item No.	Pcs./ Pkt.	Width w [mm]
2	GMKDSP 3/ 2-7,62	1732720	50	15.24
3	GMKDSP 3/ 3-7,62	1732733	50	22.86



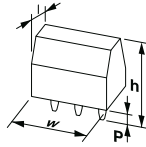
Technical data

Product Line		COMBICON Terminals M		
Connection capacity				
rigid / flexible	[mm <sup>2</sup> ]	0.2 - 4 / 0.2 - 2.5		
Flexible with ferrules without plastic sleeve	[mm <sup>2</sup> ]	0.25 - 2.5		
Flexible with ferrules with plastic sleeve	[mm <sup>2</sup> ]	0.25 - 2.5		
2 conductors with same cross section solid / stranded	[mm <sup>2</sup> ]	0.2 - 1.5 / 0.2 - 1.5		
2 conductors with same cross section, stranded, with ferrule without plastic sleeve	[mm <sup>2</sup> ]	0.25 - 0.75		
Conductor cross section AWG/kcmil		24 - 12		
Stripping length	[mm]	- 7		
Tightening torque	[Nm]	0.5 - 0.6 Nm		
Electrical parameters				
rated current / nominal cross section	[A] / [mm <sup>2</sup> ]	24 / 2.5		
Surge voltage category/degree of pollution		III/3	III / 2	II / 2
Rated insulation voltage	[V]	500	630	1000
Rated surge voltage	[kV]	6	6	6
General data				
Type of insulation material / insulation material group		PA / I		
Flammability rating in accordance with UL 94		V2		
Certification data				
Note		More detailed information on the approval data can be found on our website.		

## COMBICON terminals M up to 2.5 mm<sup>2</sup> (14 AWG)

### Printed circuit board terminal, Screw connection with tension sleeve, Pitch: 7.5 mm

GSMKDS 3, Linear pinning



Dimensions	[mm]
Solder pin length [P]	4.5
Length [l]	16
Height [h]	22.5
Installed height	18



#### Ordering data

No. of pos.	Type	Item No.	Pcs./ Pkt.	Width w [mm]
2	GSMKDS 3/ 2	1733020	100	15
3	GSMKDS 3/ 3	1733033	100	22.5

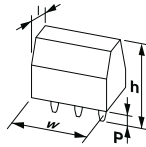


#### Technical data

Product Line		COMBICON Terminals M		
Connection capacity				
rigid / flexible	[mm <sup>2</sup> ]	0.2 - 4 / 0.2 - 2.5		
Flexible with ferrules without plastic sleeve	[mm <sup>2</sup> ]	0.25 - 2.5		
Flexible with ferrules with plastic sleeve	[mm <sup>2</sup> ]	0.25 - 2.5		
2 conductors with same cross section solid / stranded	[mm <sup>2</sup> ]	0.2 - 1.5 / 0.2 - 1.5		
2 conductors with same cross section, stranded, with ferrule without plastic sleeve	[mm <sup>2</sup> ]	0.25 - 0.75		
Conductor cross section AWG/kcmil		24 - 12		
Stripping length	[mm]	- 8		
Tightening torque	[Nm]	0.5 - 0.6 Nm		
Electrical parameters				
rated current / nominal cross section	[A] / [mm <sup>2</sup> ]	24 / 2.5		
Surge voltage category/degree of pollution		III/3	III / 2	II / 2
Rated insulation voltage	[V]	500	630	1000
Rated surge voltage	[kV]	6	6	6
General data				
Type of insulation material / insulation material group		PA / I		
Flammability rating in accordance with UL 94		V0		
Certification data				
Note		More detailed information on the approval data can be found on our website.		

### Printed circuit board terminal, Screw connection with tension sleeve, Pitch: 7.62 mm

GSMKDS 3, Linear pinning



Dimensions	[mm]
Solder pin length [P]	4.5
Length [l]	16
Height [h]	22.5
Installed height	18



#### Ordering data

No. of pos.	Type	Item No.	Pcs./ Pkt.	Width w [mm]
2	GSMKDS 3/ 2-7,62	1733729	100	15.24
3	GSMKDS 3/ 3-7,62	1733732	100	22.86

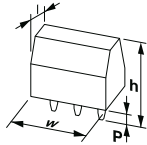


#### Technical data

Product Line		COMBICON Terminals M		
Connection capacity				
rigid / flexible	[mm <sup>2</sup> ]	0.2 - 4 / 0.2 - 2.5		
Flexible with ferrules without plastic sleeve	[mm <sup>2</sup> ]	0.25 - 2.5		
Flexible with ferrules with plastic sleeve	[mm <sup>2</sup> ]	0.25 - 2.5		
2 conductors with same cross section solid / stranded	[mm <sup>2</sup> ]	0.2 - 1.5 / 0.2 - 1.5		
2 conductors with same cross section, stranded, with ferrule without plastic sleeve	[mm <sup>2</sup> ]	0.25 - 0.75		
Conductor cross section AWG/kcmil		24 - 12		
Stripping length	[mm]	- 8		
Tightening torque	[Nm]	0.5 - 0.6 Nm		
Electrical parameters				
rated current / nominal cross section	[A] / [mm <sup>2</sup> ]	24 / 2.5		
Surge voltage category/degree of pollution		III/3	III / 2	II / 2
Rated insulation voltage	[V]	500	630	1000
Rated surge voltage	[kV]	6	6	6
General data				
Type of insulation material / insulation material group		PA / I		
Flammability rating in accordance with UL 94		V0		
Certification data				
Note		More detailed information on the approval data can be found on our website.		

Printed circuit board terminal, Front screw connection, Pitch: 5 mm

FRONT 2,5-H/SA 5, Linear pinning



Dimensions	[mm]
Solder pin length [P]	3.5
Length [l]	19.5
Height [h]	22
Installed height	18.5



Ordering data

No. of pos.	Type	Item No.	Pcs./ Pkt.	Width w [mm]
2	FRONT 2,5-H/SA 5/ 2	1868665	20	12.5
3	FRONT 2,5-H/SA 5/ 3	1700121	20	17.5
4	FRONT 2,5-H/SA 5/ 4	1700781	20	22.5
5	FRONT 2,5-H/SA 5/ 5	1724660	20	27.5
6	FRONT 2,5-H/SA 5/ 6	1891975	20	32.5
8	FRONT 2,5-H/SA 5/ 8	1724673	20	42.5
9	FRONT 2,5-H/SA 5/ 9	1744109	20	47.5
10	FRONT 2,5-H/SA 5/ 10	1773264	20	52.5
11	FRONT 2,5-H/SA 5/ 11	1701382	20	57.5
12	FRONT 2,5-H/SA 5/ 12	1892893	20	62.5
14	FRONT 2,5-V/SA 10/ 14	1737967	10	72.5

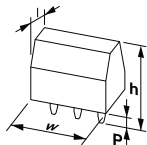


Technical data

Product Line		COMBICON Terminals M		
Connection capacity				
rigid / flexible	[mm <sup>2</sup> ]	0.2 - 2.5 / 0.2 - 2.5		
Flexible with ferrules without plastic sleeve	[mm <sup>2</sup> ]	0.25 - 1.5		
Flexible with ferrules with plastic sleeve	[mm <sup>2</sup> ]	0.25 - 1.5		
2 conductors with same cross section solid / stranded	[mm <sup>2</sup> ]	0.2 - 0.75 / 0.2 - 0.75		
2 conductors with same cross section, stranded, with ferrule without plastic sleeve	[mm <sup>2</sup> ]	0.25 - 0.34		
Conductor cross section AWG/kcmil		24 - 14		
Stripping length	[mm]	- 9		
Tightening torque	[Nm]	0.4 - 0.5 Nm		
Electrical parameters				
rated current / nominal cross section	[A] / [mm <sup>2</sup> ]	24 / 2.5		
Surge voltage category/degree of pollution		III/3	III / 2	II / 2
Rated insulation voltage	[V]	250	400	630
Rated surge voltage	[kV]	4	4	4
General data				
Type of insulation material / insulation material group		PA / I		
Flammability rating in accordance with UL 94		V0		
Certification data				
Note		More detailed information on the approval data can be found on our website.		

Printed circuit board terminal, Front screw connection, Pitch: 5 mm

FRONT 2,5-H/SA10, Linear pinning

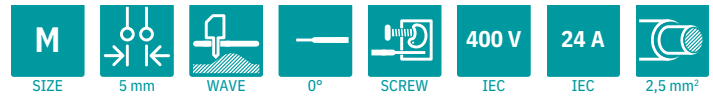


Dimensions	[mm]
Solder pin length [P]	5
Length [l]	19.5
Height [h]	23.5
Installed height	18.5



Ordering data

No. of pos.	Type	Item No.	Pcs./ Pkt.	Width w [mm]
2	FRONT 2,5-H/SA10/ 2	1724657	20	12.5
3	FRONT 2,5-H/SA10/ 3	1904215	20	17.5
4	FRONT 2,5-H/SA10/ 4	1773170	20	22.5
5	FRONT 2,5-H/SA10/ 5	1773183	20	27.5
6	FRONT 2,5-H/SA10/ 6	1773196	20	32.5
8	FRONT 2,5-H/SA10/ 8	1773219	20	42.5
9	FRONT 2,5-H/SA10/ 9	1773222	20	47.5
10	FRONT 2,5-H/SA10/ 10	1773235	20	52.5
11	FRONT 2,5-H/SA10/ 11	1773248	20	57.5
12	FRONT 2,5-H/SA10/ 12	1773251	20	62.5



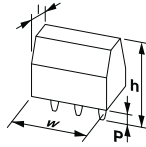
Technical data

Product Line		COMBICON Terminals M		
Connection capacity				
rigid / flexible	[mm <sup>2</sup> ]	0.2 - 2.5 / 0.2 - 2.5		
Flexible with ferrules without plastic sleeve	[mm <sup>2</sup> ]	0.25 - 1.5		
Flexible with ferrules with plastic sleeve	[mm <sup>2</sup> ]	0.25 - 1.5		
2 conductors with same cross section solid / stranded	[mm <sup>2</sup> ]	0.2 - 0.75 / 0.2 - 0.75		
2 conductors with same cross section, stranded, with ferrule without plastic sleeve	[mm <sup>2</sup> ]	0.25 - 0.34		
Conductor cross section AWG/kcmil		24 - 14		
Stripping length	[mm]	- 9		
Tightening torque	[Nm]	0.4 - 0.5 Nm		
Electrical parameters				
rated current / nominal cross section	[A] / [mm <sup>2</sup> ]	24 / 2.5		
Surge voltage category/degree of pollution		III/3	III / 2	II / 2
Rated insulation voltage	[V]	250	400	630
Rated surge voltage	[kV]	4	4	4
General data				
Type of insulation material / insulation material group		PA / I		
Flammability rating in accordance with UL 94		V0		
Certification data				
Note		More detailed information on the approval data can be found on our website.		

## COMBICON terminals M up to 2.5 mm<sup>2</sup> (14 AWG)

### Printed circuit board terminal, Front screw connection, Pitch: 5 mm

FRONT 2,5-V/SA 5, Linear pinning



Dimensions	[mm]
Solder pin length [P]	3.5
Length [l]	18.5
Height [h]	23.18
Installed height	19.5



#### Ordering data

No. of pos.	Type	Item No.	Pcs./ Pkt.	Width w [mm]
2	FRONT 2,5-V/SA 5/ 2	1700244	20	12.5
3	FRONT 2,5-V/SA 5/ 3	1700134	20	17.5
5	FRONT 2,5-V/SA 5/ 5	1700354	20	27.5
6	FRONT 2,5-V/SA 5/ 6	1700231	20	32.5
7	FRONT 2,5-V/SA 5/ 7	1724152	20	37.5
8	FRONT 2,5-V/SA 5/ 8	1700710	20	42.5
9	FRONT 2,5-V/SA 5/ 9	1724165	20	47.5
10	FRONT 2,5-V/SA 5/10	1700765	20	52.5
11	FRONT 2,5-V/SA 5/11	1700118	20	57.5
12	FRONT 2,5-V/SA 5/12	1889974	20	62.5

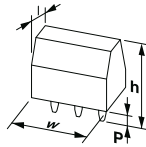


#### Technical data

Product Line		COMBICON Terminals M		
Connection capacity				
rigid / flexible	[mm <sup>2</sup> ]	0.2 - 2.5 / 0.2 - 2.5		
Flexible with ferrules without plastic sleeve	[mm <sup>2</sup> ]	0.25 - 1.5		
Flexible with ferrules with plastic sleeve	[mm <sup>2</sup> ]	0.25 - 1.5		
2 conductors with same cross section solid / stranded	[mm <sup>2</sup> ]	0.2 - 0.75 / 0.2 - 0.75		
2 conductors with same cross section, stranded, with ferrule without plastic sleeve	[mm <sup>2</sup> ]	0.25 - 0.34		
Conductor cross section AWG/kcmil		24 - 14		
Stripping length	[mm]	- 9		
Tightening torque	[Nm]	0.4 - 0.5 Nm		
Electrical parameters				
rated current / nominal cross section	[A] / [mm <sup>2</sup> ]	24 / 2.5		
Surge voltage category/degree of pollution		III/3	III / 2	II / 2
Rated insulation voltage	[V]	250	400	630
Rated surge voltage	[kV]	4	4	4
General data				
Type of insulation material / insulation material group		PA / I		
Flammability rating in accordance with UL 94		V0		
Certification data				
Note		More detailed information on the approval data can be found on our website.		

### Printed circuit board terminal, Front screw connection, Pitch: 5 mm

FRONT 2,5-V/SA10, Linear pinning

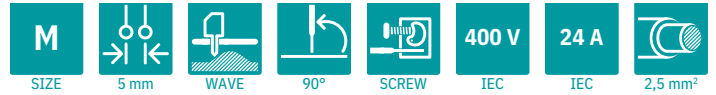


Dimensions	[mm]
Solder pin length [P]	5
Length [l]	18.5
Height [h]	24.5
Installed height	19.5



#### Ordering data

No. of pos.	Type	Item No.	Pcs./ Pkt.	Width w [mm]
2	FRONT 2,5-V/SA10/ 2	1704114	20	12.5
3	FRONT 2,5-V/SA10/ 3	1704897	20	17.5
4	FRONT 2,5-V/SA10/ 4	1732238	20	22.5
5	FRONT 2,5-V/SA10/ 5	1773277	20	27.5
6	FRONT 2,5-V/SA10/ 6	1701230	20	32.5
7	FRONT 2,5-V/SA10/ 7	1773280	20	37.5
8	FRONT 2,5-V/SA10/ 8	1704127	20	42.5
9	FRONT 2,5-V/SA10/ 9	1704907	20	47.5
10	FRONT 2,5-V/SA10/10	1700778	20	52.5
11	FRONT 2,5-V/SA10/11	1773293	20	57.5
12	FRONT 2,5-V/SA10/12	1931741	20	62.5
14	FRONT 2,5-V/SA10/14	1737967	10	72.5



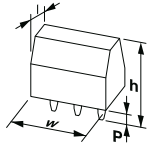
#### Technical data

Product Line		COMBICON Terminals M		
Connection capacity				
rigid / flexible	[mm <sup>2</sup> ]	0.2 - 2.5 / 0.2 - 2.5		
Flexible with ferrules without plastic sleeve	[mm <sup>2</sup> ]	0.25 - 1.5		
Flexible with ferrules with plastic sleeve	[mm <sup>2</sup> ]	0.25 - 1.5		
2 conductors with same cross section solid / stranded	[mm <sup>2</sup> ]	0.2 - 0.75 / 0.2 - 0.75		
2 conductors with same cross section, stranded, with ferrule without plastic sleeve	[mm <sup>2</sup> ]	0.25 - 0.34		
Conductor cross section AWG/kcmil		24 - 14		
Stripping length	[mm]	- 9		
Tightening torque	[Nm]	0.4 - 0.5 Nm		
Electrical parameters				
rated current / nominal cross section	[A] / [mm <sup>2</sup> ]	24 / 2.5		
Surge voltage category/degree of pollution		III/3	III / 2	II / 2
Rated insulation voltage	[V]	250	400	630
Rated surge voltage	[kV]	4	4	4
General data				
Type of insulation material / insulation material group		PA / I		
Flammability rating in accordance with UL 94		V0		
Certification data				
Note		More detailed information on the approval data can be found on our website.		



Printed circuit board terminal, Front screw connection, Pitch: 5 mm

FRONT 2,5-H-EX, Linear pinning



Dimensions	[mm]
Solder pin length [P]	3.5
Length [l]	19.5
Height [h]	21.8
Installed height	18.3



Ordering data

No. of pos.	Type	Item No.	Pcs./ Pkt.	Width w [mm]
1	FRONT 2,5-H/SA 5-EX	1701159	50	7.5

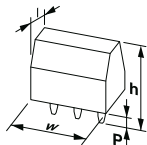


Technical data

Product Line	COMBICON Terminals M	
Ex marking	0344 Ex II 2GD / Ex eb IIC Gb	
Examination certificate	KEMA 00ATEX2053 U	
IECEx certificate	IECEx KEM 07.0023 U	
Connection capacity		
rigid / flexible	[mm <sup>2</sup> ]	0.2 - 2.5 / 0.2 - 2.5
rigid / flexible	AWG	24 - 14 / 24 - 14
Stripping length	[mm]	- 9
Tightening torque clamping space	[Nm]	0.4 - 0.5 Nm
Electrical parameters		
rated current / nominal cross section	[A] / [mm <sup>2</sup> ]	21 / 2.5
Rated voltage	[V]	176
General data		
Type of insulation material / insulation material group	PA / I	
Flammability rating in accordance with UL 94	V0	
Certification data		
Note	More detailed information on the approval data can be found on our website.	

Printed circuit board terminal, Front screw connection, Pitch: 5 mm

FRONT 2,5-V-EX, Linear pinning



Dimensions	[mm]
Solder pin length [P]	3.5
Length [l]	18.5
Height [h]	23
Installed height	19.5



Ordering data

No. of pos.	Type	Item No.	Pcs./ Pkt.	Width w [mm]
1	FRONT 2,5-V/SA 5-EX	1701162	50	32.5



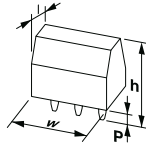
Technical data

Product Line	COMBICON Terminals M	
Ex marking	0344 Ex II 2GD / Ex eb IIC Gb	
Examination certificate	KEMA 00ATEX2053 U	
IECEx certificate	IECEx KEM 07.0023 U	
Connection capacity		
rigid / flexible	[mm <sup>2</sup> ]	0.2 - 2.5 / 0.2 - 2.5
rigid / flexible	AWG	24 - 14 / 24 - 14
Stripping length	[mm]	- 9
Tightening torque clamping space	[Nm]	0.4 - 0.5 Nm
Electrical parameters		
rated current / nominal cross section	[A] / [mm <sup>2</sup> ]	21 / 2.5
Rated voltage	[V]	176
General data		
Type of insulation material / insulation material group	PA / I	
Flammability rating in accordance with UL 94	V0	
Certification data		
Note	More detailed information on the approval data can be found on our website.	

## COMBICON terminals M up to 2.5 mm<sup>2</sup> (14 AWG)

### Printed circuit board terminal, Push-in spring connection, Pitch: 5 mm

PTS 1,5/..-H, Linear pinning



Dimensions	[mm]
Solder pin length [P]	2.5
Length [l]	10.5
Height [h]	16.1
Installed height	13.6



#### Ordering data

No. of pos.	Type	Item No.	Pcs./ Pkt.	Width w [mm]
2	PTS 1,5/ 2-5,0-H	1792863	250	10
3	PTS 1,5/ 3-5,0-H	1792876	250	15
4	PTS 1,5/ 4-5,0-H	1792889	250	20
5	PTS 1,5/ 5-5,0-H	1792892	100	25
6	PTS 1,5/ 6-5,0-H	1792902	100	30
7	PTS 1,5/ 7-5,0-H	1792915	100	35
8	PTS 1,5/ 8-5,0-H	1792928	100	40
9	PTS 1,5/ 9-5,0-H	1792931	100	45
10	PTS 1,5/10-5,0-H	1792944	100	50
11	PTS 1,5/11-5,0-H	1792957	50	55
12	PTS 1,5/12-5,0-H	1792960	50	60

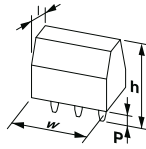



#### Technical data

Product Line		COMBICON Terminals S		
Connection capacity				
rigid / flexible	[mm <sup>2</sup> ]	0.14 - 2.5 / 0.14 - 2.5		
Flexible with ferrules without plastic sleeve	[mm <sup>2</sup> ]	0.25 - 1.5		
Flexible with ferrules with plastic sleeve	[mm <sup>2</sup> ]	0.25 - 1.5		
Conductor cross section AWG/kcmil		26 - 14		
Stripping length	[mm]	- 8		
Electrical parameters				
rated current / nominal cross section	[A] / [mm <sup>2</sup> ]	16 / 1.5		
Surge voltage category/degree of pollution				
Rated insulation voltage	[V]	III/3	III / 2	II / 2
Rated surge voltage	[kV]	4	4	4
General data				
Type of insulation material / insulation material group		PA / I		
Flammability rating in accordance with UL 94		V0		
Certification data				
Note	More detailed information on the approval data can be found on our website.			

### Printed circuit board terminal, Push-in spring connection, Pitch: 5 mm

PTDA 2,5/, Linear pinning



Dimensions	[mm]
Solder pin length [P]	3.5
Length [l]	16
Height [h]	19.5
Installed height	16



#### Ordering data

No. of pos.	Type	Item No.	Pcs./ Pkt.	Width w [mm]
2	PTDA 2,5/ 2-5,0	1725302	50	11.4
3	PTDA 2,5/ 3-5,0	1725315	50	16.4
4	PTDA 2,5/ 4-5,0	1725328	50	20
5	PTDA 2,5/ 5-5,0	1725341	50	25
6	PTDA 2,5/ 6-5,0	1725354	50	30
7	PTDA 2,5/ 7-5,0	1725367	50	35
8	PTDA 2,5/ 8-5,0	1725380	50	40
9	PTDA 2,5/ 9-5,0	1725393	50	45
10	PTDA 2,5/10-5,0	1725406	50	50
11	PTDA 2,5/11-5,0	1725419	50	55
12	PTDA 2,5/12-5,0	1725432	50	60
13	PTDA 2,5/13-5,0	1725445	50	65
14	PTDA 2,5/14-5,0	1725458	50	70
15	PTDA 2,5/15-5,0	1725471	50	75
16	PTDA 2,5/16-5,0	1725484	50	80



#### Technical data

Product Line		COMBICON Terminals M		
Connection capacity				
rigid / flexible	[mm <sup>2</sup> ]	0.2 - 2.5 / 0.2 - 2.5		
Flexible with ferrules without plastic sleeve	[mm <sup>2</sup> ]	0.25 - 2.5		
Flexible with ferrules with plastic sleeve	[mm <sup>2</sup> ]	0.25 - 1		
Conductor cross section AWG/kcmil		24 - 12		
Stripping length	[mm]	- 10		
Electrical parameters				
rated current / nominal cross section	[A] / [mm <sup>2</sup> ]	24 / 2.5		
Surge voltage category/degree of pollution				
Rated insulation voltage	[V]	III/3	III / 2	II / 2
Rated surge voltage	[kV]	4	4	4
General data				
Type of insulation material / insulation material group		PA / I		
Flammability rating in accordance with UL 94		V0		
Certification data				
Note	More detailed information on the approval data can be found on our website.			

Printed circuit board terminal, Push-in spring connection, Pitch: 5 mm

SPT 2,5/..-H, Linear pinning



Dimensions	[mm]
Solder pin length [P]	2.5
Length [l]	14.4
Height [h]	16
Installed height	13.5



Ordering data


No. of pos.	Type	Item No.	Pcs./ Pkt.	Width w [mm]
2	SPT 2,5/ 2-H-5,0	1990973	240	11.4
3	SPT 2,5/ 3-H-5,0	1990986	160	16.4
4	SPT 2,5/ 4-H-5,0	1990999	120	21.4
5	SPT 2,5/ 5-H-5,0	1991008	100	26.4
6	SPT 2,5/ 6-H-5,0	1991011	80	31.4
7	SPT 2,5/ 7-H-5,0	1991024	60	36.4
8	SPT 2,5/ 8-H-5,0	1991037	60	41.4
9	SPT 2,5/ 9-H-5,0	1991040	60	46.4
10	SPT 2,5/10-H-5,0	1991053	40	51.4
11	SPT 2,5/11-H-5,0	1991066	40	56.4
12	SPT 2,5/12-H-5,0	1991079	40	61.4

Technical data

Product Line	COMBICON Terminals M			
Connection capacity				
rigid / flexible	[mm <sup>2</sup> ]	0.2 - 4 / 0.2 - 2.5		
Flexible with ferrules without plastic sleeve	[mm <sup>2</sup> ]	0.25 - 2.5		
Flexible with ferrules with plastic sleeve	[mm <sup>2</sup> ]	0.25 - 1.5		
Conductor cross section AWG/kcmil		24 - 12		
Stripping length	[mm]	- 10		
Electrical parameters				
rated current / nominal cross section	[A] / [mm <sup>2</sup> ]	24 / 2.5		
Surge voltage category/degree of pollution		III/3	III / 2	II / 2
Rated insulation voltage	[V]	250	400	630
Rated surge voltage	[kV]	4	4	4
General data				
Type of insulation material / insulation material group	PA / I			
Flammability rating in accordance with UL 94	V0			
Certification data				
Note	More detailed information on the approval data can be found on our website.			

Printed circuit board terminal, Push-in spring connection, Pitch: 5 mm

SPT 2,5/..-V, Linear pinning



Dimensions	[mm]
Solder pin length [P]	2.5
Length [l]	13.5
Height [h]	16.9
Installed height	14.4



Ordering data

No. of pos.	Type	Item No.	Pcs./ Pkt.	Width w [mm]
2	SPT 2,5/ 2-V-5,0	1991095	240	11.4
3	SPT 2,5/ 3-V-5,0	1991105	160	16.4
4	SPT 2,5/ 4-V-5,0	1991118	120	21.4
5	SPT 2,5/ 5-V-5,0	1991121	100	26.4
6	SPT 2,5/ 6-V-5,0	1991134	80	31.4
7	SPT 2,5/ 7-V-5,0	1991147	60	36.4
8	SPT 2,5/ 8-V-5,0	1991150	60	41.4
9	SPT 2,5/ 9-V-5,0	1991163	60	46.4
10	SPT 2,5/10-V-5,0	1991176	40	51.4
11	SPT 2,5/11-V-5,0	1991189	40	56.4
12	SPT 2,5/12-V-5,0	1991192	40	61.4

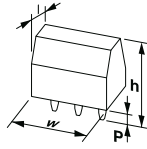
Technical data

Product Line	COMBICON Terminals M			
Connection capacity				
rigid / flexible	[mm <sup>2</sup> ]	0.2 - 4 / 0.2 - 2.5		
Flexible with ferrules without plastic sleeve	[mm <sup>2</sup> ]	0.25 - 2.5		
Flexible with ferrules with plastic sleeve	[mm <sup>2</sup> ]	0.25 - 1.5		
Conductor cross section AWG/kcmil		24 - 12		
Stripping length	[mm]	- 10		
Electrical parameters				
rated current / nominal cross section	[A] / [mm <sup>2</sup> ]	24 / 2.5		
Surge voltage category/degree of pollution		III/3	III / 2	II / 2
Rated insulation voltage	[V]	250	400	630
Rated surge voltage	[kV]	4	4	4
General data				
Type of insulation material / insulation material group	PA / I			
Flammability rating in accordance with UL 94	V0			
Certification data				
Note	More detailed information on the approval data can be found on our website.			

## COMBICON terminals M up to 2.5 mm<sup>2</sup> (14 AWG)

### Printed circuit board terminal, Push-in spring connection, Pitch: 5 mm

SPT 2,5/...-H-EX, Linear pinning



Dimensions	[mm]
Solder pin length [P]	2.5
Length [l]	14.4
Height [h]	16
Installed height	13.5



#### Ordering data

No. of pos.	Type	Item No.	Pcs./ Pkt.	Width w [mm]
2	SPT 2,5/ 2-H-5,0-EX	1732386	50	11.4
3	SPT 2,5/ 3-H-5,0-EX	1732399	50	16.4
4	SPT 2,5/ 4-H-5,0-EX	1732409	50	21.4
5	SPT 2,5/ 5-H-5,0-EX	1732412	50	26.4
6	SPT 2,5/ 6-H-5,0-EX	1732425	50	31.4
7	SPT 2,5/ 7-H-5,0-EX	1732438	50	36.4
8	SPT 2,5/ 8-H-5,0-EX	1732441	50	41.4
9	SPT 2,5/ 9-H-5,0-EX	1732454	50	46.4
10	SPT 2,5/10-H-5,0-EX	1732467	50	51.4
11	SPT 2,5/11-H-5,0-EX	1732470	50	56.4
12	SPT 2,5/12-H-5,0-EX	1732483	50	64.4

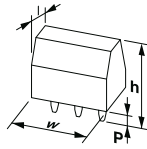



#### Technical data

Product Line	COMBICON Terminals M	
Ex marking	0344 Ex II 2GD / Ex eb IIC Gb	
Examination certificate	KEMA 07ATEX0193 U	
IECEx certificate	IECEx KEM 07.0057 U	
Connection capacity		
rigid / flexible	[mm <sup>2</sup> ]	0.2 - 4 / 0.2 - 2.5
rigid / flexible	AWG	24 - 14 / 24 - 12
Stripping length	[mm]	- 10
Electrical parameters		
rated current / nominal cross section	[A] / [mm <sup>2</sup> ]	23 / 2.5
Rated voltage	[V]	176
General data		
Type of insulation material / insulation material group	PA / I	
Flammability rating in accordance with UL 94	V0	
Certification data		
Note	More detailed information on the approval data can be found on our website.	

### Printed circuit board terminal, Push-in spring connection, Pitch: 5 mm

SPT 2,5/...-V-EX, Linear pinning



Dimensions	[mm]
Solder pin length [P]	2.5
Length [l]	13.5
Height [h]	16.9
Installed height	14.4



#### Ordering data

No. of pos.	Type	Item No.	Pcs./ Pkt.	Width w [mm]
2	SPT 2,5/ 2-V-5,0-EX	1732496	50	11.4
3	SPT 2,5/ 3-V-5,0-EX	1732506	50	16.4
4	SPT 2,5/ 4-V-5,0-EX	1732519	50	21.4
5	SPT 2,5/ 5-V-5,0-EX	1732522	50	26.4
6	SPT 2,5/ 6-V-5,0-EX	1732535	50	31.4
7	SPT 2,5/ 7-V-5,0-EX	1732548	50	36.4
8	SPT 2,5/ 8-V-5,0-EX	1732551	50	41.4
9	SPT 2,5/ 9-V-5,0-EX	1732564	50	46.4
10	SPT 2,5/10-V-5,0-EX	1732577	50	51.4
11	SPT 2,5/11-V-5,0-EX	1732580	50	56.4
12	SPT 2,5/12-V-5,0-EX	1732593	50	61.4

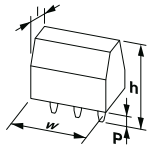


#### Technical data

Product Line	COMBICON Terminals M	
Ex marking	0344 Ex II 2GD / Ex eb IIC Gb	
Examination certificate	KEMA 07ATEX0193 U	
IECEx certificate	IECEx KEM 07.0057 U	
Connection capacity		
rigid / flexible	[mm <sup>2</sup> ]	0.2 - 4 / 0.2 - 2.5
rigid / flexible	AWG	24 - 14 / 24 - 12
Stripping length	[mm]	- 10
Electrical parameters		
rated current / nominal cross section	[A] / [mm <sup>2</sup> ]	23 / 2.5
Rated voltage	[V]	176
General data		
Type of insulation material / insulation material group	PA / I	
Flammability rating in accordance with UL 94	V0	
Certification data		
Note	More detailed information on the approval data can be found on our website.	

Printed circuit board terminal, Push-in spring connection, Pitch: 5 mm

SPT 2,5/..-H-EX PROFINET, Linear pinning



Dimensions	[mm]
Solder pin length [P]	2.5
Length [l]	14.4
Height [h]	16
Installed height	13.5



Ordering data

No. of pos.	Type	Item No.	Pcs./ Pkt.	Width w [mm]
4	SPT 2,5/ 4-H-EX PROFINET 1	1034484	50	23.9
4	SPT 2,5/ 4-H-EX PROFINET 2	1034522	50	23.9

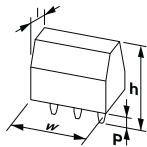


Technical data

Product Line	COMBICON Terminals M	
Ex marking	0344 Ex II 2GD / Ex eb IIC Gb	
Examination certificate	KEMA 07ATEX0193 U	
IECEX certificate	IECEX KEM 07.0057 U	
Connection capacity		
rigid / flexible	[mm <sup>2</sup> ]	0.2 - 4 / 0.2 - 2.5
rigid / flexible	AWG	24 - 14 / 24 - 12
Stripping length	[mm]	- 10
Electrical parameters		
rated current / nominal cross section	[A] / [mm <sup>2</sup> ]	23 / 2.5
Rated voltage	[V]	176
General data		
Type of insulation material / insulation material group	PA / I	
Flammability rating in accordance with UL 94	V0	

Printed circuit board terminal, Push-in spring connection, Pitch: 5 mm

SPT 2,5/..-V-EX PROFINET, Linear pinning

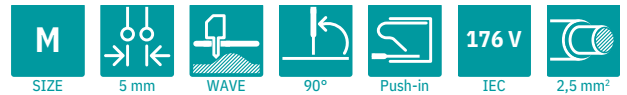


Dimensions	[mm]
Solder pin length [P]	2.5
Length [l]	13.5
Height [h]	16.9
Installed height	14.4



Ordering data

No. of pos.	Type	Item No.	Pcs./ Pkt.	Width w [mm]
4	SPT 2,5/ 4-V-EX PROFINET 1	1034421	50	23.9
4	SPT 2,5/ 4-V-EX PROFINET 2	1034460	50	23.9



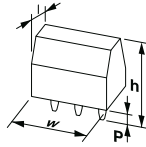
Technical data

Product Line	COMBICON Terminals M	
Ex marking	0344 Ex II 2GD / Ex eb IIC Gb	
Examination certificate	KEMA 07ATEX0193 U	
IECEX certificate	IECEX KEM 07.0057 U	
Connection capacity		
rigid / flexible	[mm <sup>2</sup> ]	0.2 - 4 / 0.2 - 2.5
rigid / flexible	AWG	24 - 14 / 24 - 12
Stripping length	[mm]	- 10
Electrical parameters		
rated current / nominal cross section	[A] / [mm <sup>2</sup> ]	23 / 2.5
Rated voltage	[V]	176
General data		
Type of insulation material / insulation material group	PA / I	
Flammability rating in accordance with UL 94	V0	

# COMBICON terminals M up to 2.5 mm<sup>2</sup> (14 AWG)

## Printed circuit board terminal, Push-in spring connection, Pitch: 5 mm

SPT 2,5/...-H-THR, Linear pinning

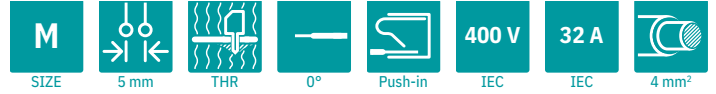


Dimensions	[mm]
Solder pin length [P]	2.6
Length [l]	19.15
Height [h]	15.4
Installed height	12.8



### Ordering data

No. of pos.	Type	Item No.	Pcs./ Pkt.	Width w [mm]
2	SPT-THR 2,5/ 2-H-5,0 P26	1135293	220	10.8
4	SPT-THR 2,5/ 4-H-5,0 P26	1135295	100	20.8
5	SPT-THR 2,5/ 5-H-5,0 P26	1135297	80	25.8
6	SPT-THR 2,5/ 6-H-5,0 P26	1135299	80	30.8
7	SPT-THR 2,5/ 7-H-5,0 P26	1135300	60	35.8
8	SPT-THR 2,5/ 8-H-5,0 P26	1135302	60	40.8
9	SPT-THR 2,5/ 9-H-5,0 P26	1135304	40	45.8
10	SPT-THR 2,5/10-H-5,0 P26	1135305	40	50.8
11	SPT-THR 2,5/11-H-5,0 P26	1135306	40	55.8
12	SPT-THR 2,5/12-H-5,0 P26	1135307	40	60.8

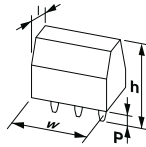


### Technical data

Product Line		COMBICON Terminals M		
Connection capacity				
rigid / flexible	[mm <sup>2</sup> ]	0.2 - 4 / 0.2 - 4		
Flexible with ferrules without plastic sleeve	[mm <sup>2</sup> ]	0.25 - 2.5		
Flexible with ferrules with plastic sleeve	[mm <sup>2</sup> ]	0.25 - 2.5		
Conductor cross section AWG/kcmil		24 - 12		
Stripping length	[mm]	- 10		
Electrical parameters				
rated current / nominal cross section	[A] / [mm <sup>2</sup> ]	32 / 4		
Surge voltage category/degree of pollution		III/3	III / 2	II / 2
Rated insulation voltage	[V]	320	400	500
Rated surge voltage	[kV]	4	4	4
General data				
Type of insulation material / insulation material group		LCP / IIIa		
Flammability rating in accordance with UL 94		V0		
Certification data				
Note		More detailed information on the approval data can be found on our website.		

## Printed circuit board terminal, Push-in spring connection, Pitch: 5 mm

SPT 2,5/...-H-THR, Linear pinning



Dimensions	[mm]
Solder pin length [P]	2
Length [l]	19.15
Height [h]	14.8
Installed height	12.8



### Ordering data

No. of pos.	Type	Item No.	Pcs./ Pkt.	Width w [mm]
2	SPT-THR 2,5/ 2-H-5,0 P20 R24	1135280	125	10.8
3	SPT-THR 2,5/ 3-H-5,0 P20 R32	1135282	125	15.8
5	SPT-THR 2,5/ 5-H-5,0 P20 R44	1135284	125	25.8
6	SPT-THR 2,5/ 6-H-5,0 P20 R44	1135285	125	30.8
7	SPT-THR 2,5/ 7-H-5,0 P20 R72	1135286	125	35.8
8	SPT-THR 2,5/ 8-H-5,0 P20 R72	1135287	125	40.8
9	SPT-THR 2,5/ 9-H-5,0 P20 R72	1135288	125	45.8
10	SPT-THR 2,5/10-H-5,0 P20 R72	1135289	125	50.8
11	SPT-THR 2,5/11-H-5,0 P20 R72	1135290	125	55.8
12	SPT-THR 2,5/12-H-5,0 P20 R88	1135291	125	60.8

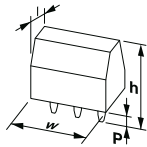

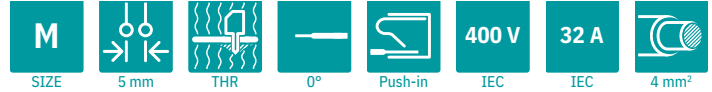


### Technical data

Product Line		COMBICON Terminals M		
Connection capacity				
rigid / flexible	[mm <sup>2</sup> ]	0.2 - 4 / 0.2 - 4		
Flexible with ferrules without plastic sleeve	[mm <sup>2</sup> ]	0.25 - 2.5		
Flexible with ferrules with plastic sleeve	[mm <sup>2</sup> ]	0.25 - 2.5		
Conductor cross section AWG/kcmil		24 - 12		
Stripping length	[mm]	- 10		
Electrical parameters				
rated current / nominal cross section	[A] / [mm <sup>2</sup> ]	32 / 4		
Surge voltage category/degree of pollution		III/3	III / 2	II / 2
Rated insulation voltage	[V]	320	400	500
Rated surge voltage	[kV]	4	4	4
General data				
Type of insulation material / insulation material group		LCP / IIIa		
Flammability rating in accordance with UL 94		V0		
Certification data				
Note		More detailed information on the approval data can be found on our website.		

Printed circuit board terminal, Push-in spring connection, Pitch: 5 mm

SPT 2,5/..-V-THR, Linear pinning



Dimensions	[mm]
Solder pin length [P]	2.6
Length [l]	12.8
Height [h]	21.75
Installed height	19.15



Ordering data

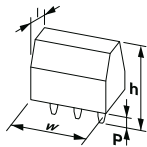
No. of pos.	Type	Item No.	Pcs./ Pkt.	Width w [mm]
2	SPT-THR 2,5/ 2-V-5,0 P26	1135346	100	10.8
3	SPT-THR 2,5/ 3-V-5,0 P26	1135347	100	15.8
4	SPT-THR 2,5/ 4-V-5,0 P26	1135348	100	20.8
5	SPT-THR 2,5/ 5-V-5,0 P26	1135349	100	25.8
6	SPT-THR 2,5/ 6-V-5,0 P26	1135350	100	30.8
7	SPT-THR 2,5/ 7-V-5,0 P26	1135351	50	35.8
8	SPT-THR 2,5/ 8-V-5,0 P26	1135352	50	40.8
9	SPT-THR 2,5/ 9-V-5,0 P26	1135353	50	45.8
10	SPT-THR 2,5/10-V-5,0 P26	1135354	50	50.8
11	SPT-THR 2,5/11-V-5,0 P26	1135356	50	55.8
12	SPT-THR 2,5/12-V-5,0 P26	1135357	50	60.8

Technical data

Product Line		COMBICON Terminals M		
Connection capacity				
rigid / flexible	[mm <sup>2</sup> ]	0.2 - 4 / 0.2 - 4		
Flexible with ferrules without plastic sleeve	[mm <sup>2</sup> ]	0.25 - 2.5		
Flexible with ferrules with plastic sleeve	[mm <sup>2</sup> ]	0.25 - 2.5		
Conductor cross section AWG/kcmil		24 - 12		
Stripping length	[mm]	- 10		
Electrical parameters				
rated current / nominal cross section	[A] / [mm <sup>2</sup> ]	32 / 4		
Surge voltage category/degree of pollution		III/3	III / 2	II / 2
Rated insulation voltage	[V]	320	400	500
Rated surge voltage	[kV]	4	4	4
General data				
Type of insulation material / insulation material group		LCP / IIIa		
Flammability rating in accordance with UL 94		V0		
Certification data				
Note		More detailed information on the approval data can be found on our website.		

Printed circuit board terminal, Push-in spring connection, Pitch: 5 mm

SPT 2,5/..-V-THR, Linear pinning



Dimensions	[mm]
Solder pin length [P]	2
Length [l]	12.8
Height [h]	21.15
Installed height	19.15



Ordering data

No. of pos.	Type	Item No.	Pcs./ Pkt.	Width w [mm]
2	SPT-THR 2,5/ 2-V-5,0 P20 R32	1135333	80	10.8
3	SPT-THR 2,5/ 3-V-5,0 P20 R32	1135334	80	15.8
4	SPT-THR 2,5/ 4-V-5,0 P20 R44	1135335	80	20.8
5	SPT-THR 2,5/ 5-V-5,0 P20 R44	1135337	80	25.8
6	SPT-THR 2,5/ 6-V-5,0 P20 R44	1135338	80	30.8
7	SPT-THR 2,5/ 7-V-5,0 P20 R72	1135339	80	35.8
8	SPT-THR 2,5/ 8-V-5,0 P20 R72	1135340	80	40.8
9	SPT-THR 2,5/ 9-V-5,0 P20 R72	1135341	80	45.8
10	SPT-THR 2,5/10-V-5,0 P20 R72	1135343	80	50.8
11	SPT-THR 2,5/11-V-5,0 P20 R72	1135344	125	55.8
12	SPT-THR 2,5/12-V-5,0 P20 R88	1135345	80	60.8

Technical data

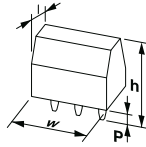
Product Line		COMBICON Terminals M		
Connection capacity				
rigid / flexible	[mm <sup>2</sup> ]	0.2 - 4 / 0.2 - 4		
Flexible with ferrules without plastic sleeve	[mm <sup>2</sup> ]	0.25 - 2.5		
Flexible with ferrules with plastic sleeve	[mm <sup>2</sup> ]	0.25 - 2.5		
Conductor cross section AWG/kcmil		24 - 12		
Stripping length	[mm]	- 10		
Electrical parameters				
rated current / nominal cross section	[A] / [mm <sup>2</sup> ]	32 / 4		
Surge voltage category/degree of pollution		III/3	III / 2	II / 2
Rated insulation voltage	[V]	320	400	500
Rated surge voltage	[kV]	4	4	4
General data				
Type of insulation material / insulation material group		LCP / IIIa		
Flammability rating in accordance with UL 94		V0		
Certification data				
Note		More detailed information on the approval data can be found on our website.		

# COMBICON terminals M up to 2.5 mm<sup>2</sup> (14 AWG)

## Printed circuit board terminal, Push-in spring connection, Pitch: 5 mm

SPTA 2,5/..-THR, Linear pinning

new



Dimensions	[mm]
Solder pin length [P]	2.6
Length [l]	18.3
Height [h]	21.6
Installed height	19

### Ordering data

No. of pos.	Type	Item No.	Pcs./ Pkt.	Width w [mm]
2	SPTA-THR 2,5/ 2-5,0 P26	1366004	100	10.8
3	SPTA-THR 2,5/ 3-5,0 P26	1366005	100	15.8
4	SPTA-THR 2,5/ 4-5,0 P26	1366006	100	20.8
5	SPTA-THR 2,5/ 5-5,0 P26	1366007	100	25.8
6	SPTA-THR 2,5/ 6-5,0 P26	1366008	100	30.8
7	SPTA-THR 2,5/ 7-5,0 P26	1366010	50	35.8
8	SPTA-THR 2,5/ 8-5,0 P26	1366011	50	40.8
9	SPTA-THR 2,5/ 9-5,0 P26	1366012	50	45.8
10	SPTA-THR 2,5/10-5,0 P26	1366013	50	50.8
11	SPTA-THR 2,5/11-5,0 P26	1366014	1	55.8
12	SPTA-THR 2,5/12-5,0 P26	1366015	50	60.8



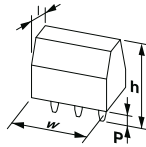
### Technical data

Product Line		COMBICON Terminals M		
Connection capacity				
rigid / flexible	[mm <sup>2</sup> ]	0.2 - 4 / 0.2 - 4		
Flexible with ferrules without plastic sleeve	[mm <sup>2</sup> ]	0.25 - 2.5		
Flexible with ferrules with plastic sleeve	[mm <sup>2</sup> ]	0.25 - 2.5		
Conductor cross section AWG/kcmil		24 - 12		
Stripping length	[mm]	- 10		
Electrical parameters				
rated current / nominal cross section	[A] / [mm <sup>2</sup> ]	32 / 4		
Surge voltage category/degree of pollution		III/3	III / 2	II / 2
Rated insulation voltage	[V]	320	400	500
Rated surge voltage	[kV]	4	4	4
General data				
Type of insulation material / insulation material group		LCP / IIIa		
Flammability rating in accordance with UL 94		V0		

## Printed circuit board terminal, Push-in spring connection, Pitch: 5 mm

SPTA 2,5/..-THR, Linear pinning

new



Dimensions	[mm]
Solder pin length [P]	2
Length [l]	18.3
Height [h]	21
Installed height	19

### Ordering data

No. of pos.	Type	Item No.	Pcs./ Pkt.	Width w [mm]
2	SPTA-THR 2,5/ 2-5,0 P20 R24	1366241	125	10.8
3	SPTA-THR 2,5/ 3-5,0 P20 R32	1366242	125	15.8
4	SPTA-THR 2,5/ 4-5,0 P20 R44	1366243	125	20.8
5	SPTA-THR 2,5/ 5-5,0 P20 R44	1366244	125	25.8
6	SPTA-THR 2,5/ 6-5,0 P20 R44	1366245	125	30.8
7	SPTA-THR 2,5/ 7-5,0 P20 R72	1366246	125	35.8
8	SPTA-THR 2,5/ 8-5,0 P20 R72	1366247	125	40.8
9	SPTA-THR 2,5/ 9-5,0 P20 R72	1366248	125	45.8
10	SPTA-THR 2,5/10-5,0 P20 R88	1366249	125	50.8
11	SPTA-THR 2,5/11-5,0 P20 R88	1366250	125	55.8
12	SPTA-THR 2,5/12-5,0 P20 R88	1366251	125	60.8



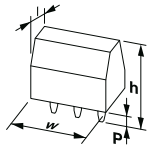
### Technical data

Product Line		COMBICON Terminals M		
Connection capacity				
rigid / flexible	[mm <sup>2</sup> ]	0.2 - 4 / 0.2 - 4		
Flexible with ferrules without plastic sleeve	[mm <sup>2</sup> ]	0.25 - 2.5		
Flexible with ferrules with plastic sleeve	[mm <sup>2</sup> ]	0.25 - 2.5		
Conductor cross section AWG/kcmil		24 - 12		
Stripping length	[mm]	- 10		
Electrical parameters				
rated current / nominal cross section	[A] / [mm <sup>2</sup> ]	32 / 4		
Surge voltage category/degree of pollution		III/3	III / 2	II / 2
Rated insulation voltage	[V]	320	400	500
Rated surge voltage	[kV]	4	4	4
General data				
Type of insulation material / insulation material group		LCP / IIIa		
Flammability rating in accordance with UL 94		V0		



Printed circuit board terminal, Push-in spring connection, Pitch: 5 mm

FKDSO 2,5/..-L1, Linear pinning

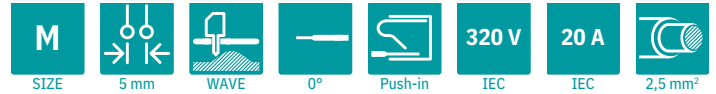


Dimensions	[mm]
Solder pin length [P]	3.5
Length [l]	18.8
Height [h]	19.4
Installed height	15.9



Ordering data

No. of pos.	Type	Item No.	Pcs./ Pkt.	Width w [mm]
2	FKDSO 2,5/ 2-L1	1857811	50	10.6
1	FKDSO 2,5/ 1-L1	1857824	50	5.6
3	FKDSO 2,5/ 3-L1	1868020	50	15.6
4	FKDSO 2,5/ 4-L1	1857837	50	20.6

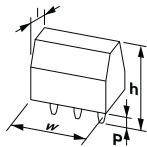


Technical data

Product Line		COMBICON Terminals M		
Connection capacity				
rigid / flexible	[mm <sup>2</sup> ]	0.2 - 2.5 / 0.2 - 4		
Flexible with ferrules without plastic sleeve	[mm <sup>2</sup> ]	0.25 - 2.5		
Flexible with ferrules with plastic sleeve	[mm <sup>2</sup> ]	0.25 - 2.5		
Conductor cross section AWG/kcmil		24 - 12		
Stripping length	[mm]	- 10		
Electrical parameters				
rated current / nominal cross section	[A] / [mm <sup>2</sup> ]	20 / 2.5		
Surge voltage category/degree of pollution		III/3	III / 2	II / 2
Rated insulation voltage	[V]	200	320	320
Rated surge voltage	[kV]	4	4	4
General data				
Type of insulation material / insulation material group		PA / I		
Flammability rating in accordance with UL 94		V0		
Certification data				
Note		More detailed information on the approval data can be found on our website.		

Printed circuit board terminal, Push-in spring connection, Pitch: 5 mm

FKDSO 2,5/..R1, Linear pinning

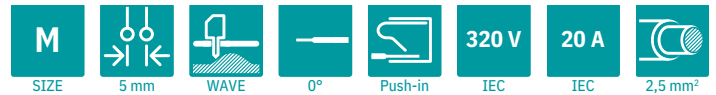


Dimensions	[mm]
Solder pin length [P]	3.5
Length [l]	18.8
Height [h]	19.4
Installed height	15.9



Ordering data

No. of pos.	Type	Item No.	Pcs./ Pkt.	Width w [mm]
2	FKDSO 2,5/ 2-R1	1857840	50	10.6
1	FKDSO 2,5/ 1-R1 CBK	1857853	50	5.6
3	FKDSO 2,5/ 3-R1	1868033	50	15.6
4	FKDSO 2,5/ 4-R1	1857866	50	20.6



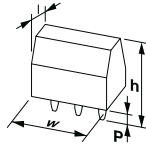

Technical data

Product Line		COMBICON Terminals M		
Connection capacity				
rigid / flexible	[mm <sup>2</sup> ]	0.2 - 2.5 / 0.2 - 4		
Flexible with ferrules without plastic sleeve	[mm <sup>2</sup> ]	0.25 - 2.5		
Flexible with ferrules with plastic sleeve	[mm <sup>2</sup> ]	0.25 - 2.5		
Conductor cross section AWG/kcmil		24 - 12		
Stripping length	[mm]	- 10		
Electrical parameters				
rated current / nominal cross section	[A] / [mm <sup>2</sup> ]	20 / 2.5		
Surge voltage category/degree of pollution		III/3	III / 2	II / 2
Rated insulation voltage	[V]	200	320	320
Rated surge voltage	[kV]	4	4	4
General data				
Type of insulation material / insulation material group		PA / I		
Flammability rating in accordance with UL 94		V0		
Certification data				
Note		More detailed information on the approval data can be found on our website.		

## COMBICON terminals M up to 2.5 mm<sup>2</sup> (14 AWG)

### Printed circuit board terminal, Push-in spring connection, Pitch: 5.08 mm

TDPT 2,5/...-SP, Linear pinning

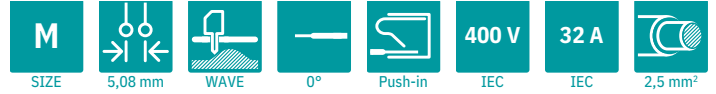


Dimensions	[mm]
Solder pin length [P]	3.5
Length [l]	18
Height [h]	22.5
Installed height	19



#### Ordering data

No. of pos.	Type	Item No.	Pcs./ Pkt.	Width w [mm]
2	TDPT 2,5/ 2-SP-5,08	1017503	50	10.96
3	TDPT 2,5/ 3-SP-5,08	1017504	50	16.04
4	TDPT 2,5/ 4-SP-5,08	1017505	50	21.12
5	TDPT 2,5/ 5-SP-5,08	1017506	50	26.2
6	TDPT 2,5/ 6-SP-5,08	1017507	50	31.28
7	TDPT 2,5/ 7-SP-5,08	1017508	50	36.36
8	TDPT 2,5/ 8-SP-5,08	1017509	50	41.44
9	TDPT 2,5/ 9-SP-5,08	1017510	50	46.52
10	TDPT 2,5/ 10-SP-5,08	1017511	50	51.6
11	TDPT 2,5/ 11-SP-5,08	1017512	50	56.68
12	TDPT 2,5/ 12-SP-5,08	1017513	50	61.76

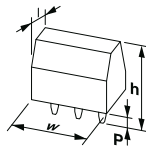


#### Technical data

Product Line		COMBICON Terminals M		
Connection capacity				
rigid / flexible	[mm <sup>2</sup> ]	0.2 - 4 / 0.2 - 4		
Flexible with ferrules without plastic sleeve	[mm <sup>2</sup> ]	0.2 - 2.5		
Flexible with ferrules with plastic sleeve	[mm <sup>2</sup> ]	0.2 - 2.5		
Conductor cross section AWG/kcmil		24 - 12		
Stripping length	[mm]	- 10		
Electrical parameters				
rated current / nominal cross section	[A] / [mm <sup>2</sup> ]	32 / 2.5		
Surge voltage category/degree of pollution		III/3	III / 2	II / 2
Rated insulation voltage	[V]	320	400	630
Rated surge voltage	[kV]	4	4	4
General data				
Type of insulation material / insulation material group		PA / I		
Flammability rating in accordance with UL 94		V0		
Certification data				
Note	More detailed information on the approval data can be found on our website.			

### Printed circuit board terminal, Push-in spring connection, Pitch: 7.5 mm

PTS 1,5/...-H, Linear pinning

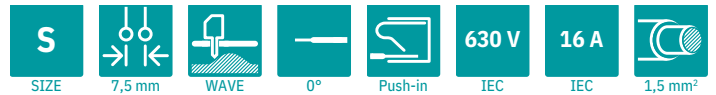


Dimensions	[mm]
Solder pin length [P]	2.5
Length [l]	10.5
Height [h]	16.1
Installed height	13.6



#### Ordering data

No. of pos.	Type	Item No.	Pcs./ Pkt.	Width w [mm]
2	PTS 1,5/ 2-7,5-H	1703083	250	12.5
3	PTS 1,5/ 3-7,5-H	1703084	250	20
4	PTS 1,5/ 4-7,5-H	1703086	250	27.5
5	PTS 1,5/ 5-7,5-H	1703087	100	35
6	PTS 1,5/ 6-7,5-H	1703088	100	42.5
7	PTS 1,5/ 7-7,5-H	1703090	100	50
8	PTS 1,5/ 8-7,5-H	1703091	100	57.5
9	PTS 1,5/ 9-7,5-H	1703093	100	65
10	PTS 1,5/10-7,5-H	1703094	100	72.5
11	PTS 1,5/11-7,5-H	1703095	50	80
12	PTS 1,5/12-7,5-H	1703096	50	87.5

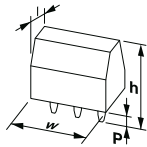


#### Technical data

Product Line		COMBICON Terminals S		
Connection capacity				
rigid / flexible	[mm <sup>2</sup> ]	0.14 - 2.5 / 0.14 - 2.5		
Flexible with ferrules without plastic sleeve	[mm <sup>2</sup> ]	0.25 - 1.5		
Flexible with ferrules with plastic sleeve	[mm <sup>2</sup> ]	0.25 - 1.5		
Conductor cross section AWG/kcmil		26 - 14		
Stripping length	[mm]	- 8		
Electrical parameters				
rated current / nominal cross section	[A] / [mm <sup>2</sup> ]	16 / 1.5		
Surge voltage category/degree of pollution		III/3	III / 2	II / 2
Rated insulation voltage	[V]	400	630	1000
Rated surge voltage	[kV]	6	6	6
General data				
Type of insulation material / insulation material group		PA / I		
Flammability rating in accordance with UL 94		V0		
Certification data				
Note	More detailed information on the approval data can be found on our website.			

Printed circuit board terminal, Lever Push-in connection, Pitch: 5 mm

LPT 2,5/, Linear pinning



Dimensions	[mm]
Solder pin length [P]	3.5
Length [l]	17.8
Height [h]	20.24
Installed height	16.64



Ordering data

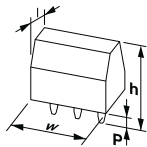
No. of pos.	Type	Item No.	Pcs./ Pkt.	Width w [mm]
1	LPT 2,5/ 1-5,0	1190296	100	6.5
2	LPT 2,5/ 2-5,0	1190297	100	11.5
3	LPT 2,5/ 3-5,0	1190298	100	16.5
4	LPT 2,5/ 4-5,0	1190299	100	21.5
5	LPT 2,5/ 5-5,0	1190300	100	26.5
6	LPT 2,5/ 6-5,0	1190301	50	31.5
7	LPT 2,5/ 7-5,0	1190302	50	36.5
8	LPT 2,5/ 8-5,0	1190304	50	41.5
9	LPT 2,5/ 9-5,0	1190305	50	46.5
10	LPT 2,5/10-5,0	1190307	50	51.5
11	LPT 2,5/11-5,0	1190308	50	56.5
12	LPT 2,5/12-5,0	1190310	50	61.5

Technical data

Product Line		COMBICON Terminals M		
Connection capacity				
rigid / flexible	[mm <sup>2</sup> ]	0.2 - 4 / 0.2 - 4		
Flexible with ferrules without plastic sleeve	[mm <sup>2</sup> ]	0.2 - 2.5		
Flexible with ferrules with plastic sleeve	[mm <sup>2</sup> ]	0.2 - 2.5		
Conductor cross section AWG/kcmil		24 - 12		
Stripping length	[mm]	10 - 12		
Electrical parameters				
rated current / nominal cross section	[A] / [mm <sup>2</sup> ]	24 / 2.5		
Surge voltage category/degree of pollution		III/3	III / 2	II / 2
Rated insulation voltage	[V]	320	400	630
Rated surge voltage	[kV]	4	4	4
General data				
Type of insulation material / insulation material group		PA / I		
Flammability rating in accordance with UL 94		V0		
Certification data				
Note		More detailed information on the approval data can be found on our website.		

Printed circuit board terminal, Lever Push-in connection, Pitch: 5 mm

LPTA 2,5/, Linear pinning



Dimensions	[mm]
Solder pin length [P]	3.5
Length [l]	21.35
Height [h]	23.78
Installed height	20.28



Ordering data

No. of pos.	Type	Item No.	Pcs./ Pkt.	Width w [mm]
1	LPTA 2,5/ 1-5,0	1190362	100	6.5
3	LPTA 2,5/ 3-5,0	1190364	100	16.5
4	LPTA 2,5/ 4-5,0	1190365	100	21.5
5	LPTA 2,5/ 5-5,0	1190366	100	26.5
6	LPTA 2,5/ 6-5,0	1190367	50	31.5
7	LPTA 2,5/ 7-5,0	1190368	50	36.5
8	LPTA 2,5/ 8-5,0	1190370	50	41.5
9	LPTA 2,5/ 9-5,0	1190371	50	46.5
10	LPTA 2,5/10-5,0	1190372	50	51.5
11	LPTA 2,5/11-5,0	1190373	50	56.5
12	LPTA 2,5/12-5,0	1190374	50	61.5

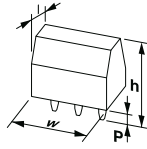

Technical data

Product Line		COMBICON Terminals M		
Connection capacity				
rigid / flexible	[mm <sup>2</sup> ]	0.2 - 4 / 0.2 - 4		
Flexible with ferrules without plastic sleeve	[mm <sup>2</sup> ]	0.2 - 2.5		
Flexible with ferrules with plastic sleeve	[mm <sup>2</sup> ]	0.2 - 2.5		
Conductor cross section AWG/kcmil		24 - 12		
Stripping length	[mm]	10 - 12		
Electrical parameters				
rated current / nominal cross section	[A] / [mm <sup>2</sup> ]	24 / 2.5		
Surge voltage category/degree of pollution		III/3	III / 2	II / 2
Rated insulation voltage	[V]	320	400	630
Rated surge voltage	[kV]	4	4	4
General data				
Type of insulation material / insulation material group		PA / I		
Flammability rating in accordance with UL 94		V0		
Certification data				
Note		More detailed information on the approval data can be found on our website.		

## COMBICON terminals M up to 2.5 mm<sup>2</sup> (14 AWG)

### Printed circuit board terminal, Spring-cage connection, Pitch: 5.08 mm

ZFKDS(A) 2,5, Linear pinning

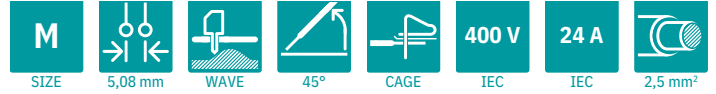


Dimensions	[mm]
Solder pin length [P]	3.5
Length [l]	16.85
Height [h]	17.5
Installed height	14.2



#### Ordering data

No. of pos.	Type	Item No.	Pcs./ Pkt.	Width w [mm]
2	ZFKDSA 2,5-5,08- 2	1932326	50	36.56
3	ZFKDSA 2,5-5,08- 3	1799167	50	16.24
4	ZFKDSA 2,5-5,08- 4	1714618	50	21.32
5	ZFKDSA 2,5-5,08- 5	1704332	50	26.4
6	ZFKDSA 2,5-5,08- 6	1703651	50	31.48
10	ZFKDSA 2,5-5,08-10	1932339	50	51.8
12	ZFKDSA 2,5-5,08-12	1703652	50	61.96

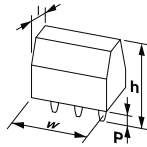


#### Technical data

Product Line		COMBICON Terminals M		
Connection capacity				
rigid / flexible	[mm <sup>2</sup> ]	0.2 - 4 / 0.2 - 2.5		
Flexible with ferrules without plastic sleeve	[mm <sup>2</sup> ]	0.25 - 2.5		
Flexible with ferrules with plastic sleeve	[mm <sup>2</sup> ]	0.25 - 1.5		
Conductor cross section AWG/kcmil		24 - 12		
Stripping length	[mm]	- 7		
Electrical parameters				
rated current / nominal cross section	[A] / [mm <sup>2</sup> ]	24 / 2.5		
Surge voltage category/degree of pollution				
		III/3	III / 2	II / 2
Rated insulation voltage				
	[V]	250	400	630
Rated surge voltage				
	[kV]	4	4	4
General data				
Type of insulation material / insulation material group				
Flammability rating in accordance with UL 94				
Certification data				
Note				
More detailed information on the approval data can be found on our website.				

### Printed circuit board terminal, Spring-cage connection, Pitch: 5.08 mm

ZFKKDS(A) 2,5, Linear pinning

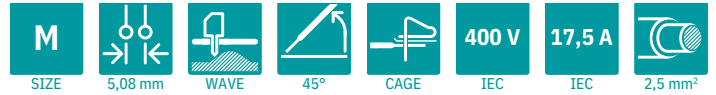


Dimensions	[mm]
Solder pin length [P]	3.5
Length [l]	24
Height [h]	29
Installed height	25.5



#### Ordering data

No. of pos.	Type	Item No.	Pcs./ Pkt.	Width w [mm]
2	ZFKKDSA 2,5-5,08- 2	1703194	50	11.16
3	ZFKKDSA 2,5-5,08- 3	1710313	50	16.24
4	ZFKKDSA 2,5-5,08- 4	1760620	50	21.32
5	ZFKKDSA 2,5-5,08- 5	1702717	50	26.4
6	ZFKKDSA 2,5-5,08- 6	1702718	50	31.48
9	ZFKKDSA 2,5-5,08- 9	1710766	50	46.72
11	ZFKKDSA 2,5-5,08-11	1702719	50	56.88

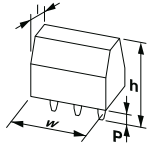



#### Technical data

Product Line		COMBICON Terminals M		
Connection capacity				
rigid / flexible	[mm <sup>2</sup> ]	0.2 - 4 / 0.2 - 2.5		
Flexible with ferrules without plastic sleeve	[mm <sup>2</sup> ]	0.25 - 2.5		
Flexible with ferrules with plastic sleeve	[mm <sup>2</sup> ]	0.25 - 1.5		
Conductor cross section AWG/kcmil		24 - 12		
Stripping length	[mm]	- 7		
Electrical parameters				
rated current / nominal cross section	[A] / [mm <sup>2</sup> ]	17.5 / 2.5		
Surge voltage category/degree of pollution				
		III/3	III / 2	II / 2
Rated insulation voltage				
	[V]	250	400	630
Rated surge voltage				
	[kV]	4	4	4
General data				
Type of insulation material / insulation material group				
Flammability rating in accordance with UL 94				
Certification data				
Note				
More detailed information on the approval data can be found on our website.				

**Printed circuit board terminal, Spring-cage connection, Pitch: 5.08 mm**

ZFKDS(A) 2,5-EX, Linear pinning



Dimensions	[mm]
Solder pin length [P]	3.5
Length [l]	16.85
Height [h]	17.7
Installed height	14.2

 ERC  
 Ex: 

**Ordering data**

No. of pos.	Type	Item No.	Pcs./ Pkt.	Width w [mm]
2	ZFKDSA 2,5-5,08- 2 EX	1705936	50	11.16
3	ZFKDSA 2,5-5,08- 3 EX	1835341	50	16.24
5	ZFKDSA 2,5-5,08- 5 EX	1848228	50	26.4

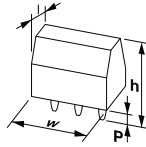
**Technical data**

Product Line	COMBICON Terminals M	
Ex marking	0344 Ex II 2GD / Ex eb IIC Gb	
Examination certificate	PTB 06ATEX1073 U	
IECEx certificate	IECEx PTB 06.0096.U	
<b>Connection capacity</b>		
rigid / flexible	[mm <sup>2</sup> ]	0.2 - 4 / 0.2 - 2.5
rigid / flexible	AWG	24 - 14 / 24 - 16
Stripping length	[mm]	- 7
<b>Electrical parameters</b>		
rated current / nominal cross section	[A] / [mm <sup>2</sup> ]	22 / 2.5
Rated voltage	[V]	137
<b>General data</b>		
Type of insulation material / insulation material group	PA / I	
Flammability rating in accordance with UL 94	V0	

# COMBICON terminals L up to 10 mm<sup>2</sup> (8 AWG)

## Printed circuit board terminal, Screw connection with wire protector, Pitch: 5 mm

PT 2,5/...-H, Linear pinning



Dimensions	[mm]
Solder pin length [P]	4.1
Length [l]	9
Height [h]	17.6
Installed height	13.5



### Ordering data

No. of pos.	Type	Item No.	Pcs./ Pkt.	Width w [mm]
2	PT 2,5/ 2-5,0-H	1935776	250	10
3	PT 2,5/ 3-5,0-H	1935789	250	15
4	PT 2,5/ 4-5,0-H	1935792	250	20
5	PT 2,5/ 5-5,0-H	1935802	100	25
6	PT 2,5/ 6-5,0-H	1935815	100	30
7	PT 2,5/ 7-5,0-H	1935828	100	35
8	PT 2,5/ 8-5,0-H	1935831	100	40
9	PT 2,5/ 9-5,0-H	1935844	100	45
10	PT 2,5/10-5,0-H	1935857	100	50
11	PT 2,5/11-5,0-H	1935860	50	55
12	PT 2,5/12-5,0-H	1935873	50	60
13	PT 2,5/13-5,0-H	1935886	50	65
14	PT 2,5/14-5,0-H	1935899	50	70
15	PT 2,5/15-5,0-H	1935909	50	75
16	PT 2,5/16-5,0-H	1935912	50	80

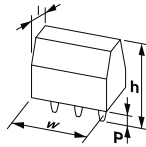


### Technical data

Product Line		COMBICON Terminals M		
Connection capacity				
rigid / flexible	[mm <sup>2</sup> ]	0.5 - 4 / 0.5 - 4		
Flexible with ferrules without plastic sleeve	[mm <sup>2</sup> ]	0.5 - 2.5		
Flexible with ferrules with plastic sleeve	[mm <sup>2</sup> ]	0.5 - 2.5		
2 conductors with same cross section solid / stranded	[mm <sup>2</sup> ]	0.5 - 1.5 / 0.5 - 1.5		
2 conductors with same cross section, stranded, with ferrule without plastic sleeve	[mm <sup>2</sup> ]	0.5 - 0.75		
Conductor cross section AWG/kcmil		20 - 10		
Stripping length	[mm]	- 6.5		
Tightening torque	[Nm]	0.45 - 0.5 Nm		
Electrical parameters				
rated current / nominal cross section	[A] / [mm <sup>2</sup> ]	32 / 2.5		
Surge voltage category/degree of pollution		III/3	III / 2	II / 2
Rated insulation voltage	[V]	250	400	630
Rated surge voltage	[kV]	4	4	4
General data				
Type of insulation material / insulation material group		PA / I		
Flammability rating in accordance with UL 94		V0		
Certification data				
Note		More detailed information on the approval data can be found on our website.		

## Printed circuit board terminal, Screw connection with wire protector, Pitch: 5 mm

PT 2,5/...-V, Linear pinning

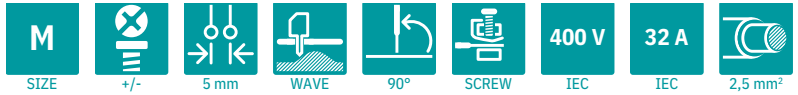


Dimensions	[mm]
Solder pin length [P]	4.1
Length [l]	13.5
Height [h]	13.1
Installed height	9



### Ordering data

No. of pos.	Type	Item No.	Pcs./ Pkt.	Width w [mm]
2	PT 2,5/ 2-5,0-V	1987724	250	10
3	PT 2,5/ 3-5,0-V	1987737	250	15
4	PT 2,5/ 4-5,0-V	1987740	250	20
5	PT 2,5/ 5-5,0-V	1987753	100	25
6	PT 2,5/ 6-5,0-V	1987766	100	30
7	PT 2,5/ 7-5,0-V	1987779	100	35
8	PT 2,5/ 8-5,0-V	1987782	100	40
9	PT 2,5/ 9-5,0-V	1987795	100	45
10	PT 2,5/10-5,0-V	1987805	100	50
11	PT 2,5/11-5,0-V	1987818	50	55
12	PT 2,5/12-5,0-V	1987821	50	60
13	PT 2,5/13-5,0-V	1987834	50	65
14	PT 2,5/14-5,0-V	1987847	50	70
15	PT 2,5/15-5,0-V	1987850	50	75
16	PT 2,5/16-5,0-V	1987863	50	80

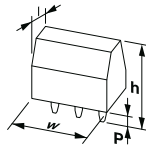


### Technical data

Product Line		COMBICON Terminals M		
Connection capacity				
rigid / flexible	[mm <sup>2</sup> ]	0.5 - 4 / 0.5 - 4		
Flexible with ferrules without plastic sleeve	[mm <sup>2</sup> ]	0.5 - 2.5		
Flexible with ferrules with plastic sleeve	[mm <sup>2</sup> ]	0.5 - 2.5		
2 conductors with same cross section solid / stranded	[mm <sup>2</sup> ]	0.5 - 1.5 / 0.5 - 1.5		
2 conductors with same cross section, stranded, with ferrule without plastic sleeve	[mm <sup>2</sup> ]	0.5 - 0.75		
Conductor cross section AWG/kcmil		20 - 10		
Stripping length	[mm]	- 6.5		
Tightening torque	[Nm]	0.45 - 0.5 Nm		
Electrical parameters				
rated current / nominal cross section	[A] / [mm <sup>2</sup> ]	32 / 2.5		
Surge voltage category/degree of pollution		III/3	III / 2	II / 2
Rated insulation voltage	[V]	250	400	630
Rated surge voltage	[kV]	4	4	4
General data				
Type of insulation material / insulation material group		PA / I		
Flammability rating in accordance with UL 94		V0		
Certification data				
Note		More detailed information on the approval data can be found on our website.		

Printed circuit board terminal, Screw connection with wire protector, Pitch: 7.5 mm

PT 2,5/..-H, Linear pinning



Dimensions	[mm]
Solder pin length [P]	4.1
Length [l]	9
Height [h]	17.6
Installed height	13.5



Ordering data

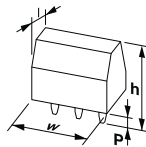
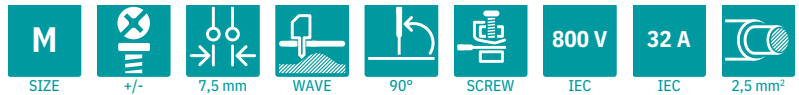
No. of pos.	Type	Item No.	Pcs./ Pkt.	Width w [mm]
2	PT 2,5/ 2-7,5-H	1988105	250	15
3	PT 2,5/ 3-7,5-H	1988118	250	22.5
4	PT 2,5/ 4-7,5-H	1988121	250	30
5	PT 2,5/ 5-7,5-H	1988134	100	37.5
6	PT 2,5/ 6-7,5-H	1988147	100	45
7	PT 2,5/ 7-7,5-H	1988150	100	52.5
8	PT 2,5/ 8-7,5-H	1988163	100	60
9	PT 2,5/ 9-7,5-H	1988176	100	67.5
10	PT 2,5/10-7,5-H	1988189	100	75
11	PT 2,5/11-7,5-H	1988192	50	82.5
12	PT 2,5/12-7,5-H	1988202	50	90
13	PT 2,5/13-7,5-H	1988215	50	97.5
14	PT 2,5/14-7,5-H	1988228	50	105
15	PT 2,5/15-7,5-H	1988231	50	112.5
16	PT 2,5/16-7,5-H	1988244	50	120

Technical data

Product Line		COMBICON Terminals M		
Connection capacity				
rigid / flexible	[mm <sup>2</sup> ]	0.5 - 4 / 0.5 - 4		
Flexible with ferrules without plastic sleeve	[mm <sup>2</sup> ]	0.5 - 2.5		
Flexible with ferrules with plastic sleeve	[mm <sup>2</sup> ]	0.5 - 2.5		
2 conductors with same cross section solid / stranded	[mm <sup>2</sup> ]	0.5 - 1.5 / 0.5 - 1.5		
2 conductors with same cross section, stranded, with ferrule without plastic sleeve	[mm <sup>2</sup> ]	0.5 - 0.75		
Conductor cross section AWG/kcmil		20 - 10		
Stripping length	[mm]	- 6.5		
Tightening torque	[Nm]	0.45 - 0.5 Nm		
Electrical parameters				
rated current / nominal cross section	[A] / [mm <sup>2</sup> ]	32 / 2.5		
Surge voltage category/degree of pollution		III/3	III / 2	II / 2
Rated insulation voltage	[V]	500	800	1000
Rated surge voltage	[kV]	6	6	6
General data				
Type of insulation material / insulation material group		PA / I		
Flammability rating in accordance with UL 94		V0		
Certification data				
Note		More detailed information on the approval data can be found on our website.		

Printed circuit board terminal, Screw connection with wire protector, Pitch: 7.5 mm

PT 2,5/..-V, Linear pinning



Dimensions	[mm]
Solder pin length [P]	4.1
Length [l]	13.5
Height [h]	13.1
Installed height	9



Ordering data

No. of pos.	Type	Item No.	Pcs./ Pkt.	Width w [mm]
2	PT 2,5/ 2-7,5-V	1987957	250	15
3	PT 2,5/ 3-7,5-V	1987960	250	22.5
4	PT 2,5/ 4-7,5-V	1987973	250	30
5	PT 2,5/ 5-7,5-V	1987986	100	37.5
6	PT 2,5/ 6-7,5-V	1987999	100	45
7	PT 2,5/ 7-7,5-V	1988008	100	52.5
8	PT 2,5/ 8-7,5-V	1988011	100	60
9	PT 2,5/ 9-7,5-V	1988024	100	67.5
10	PT 2,5/10-7,5-V	1988037	100	75
11	PT 2,5/11-7,5-V	1988040	50	82.5
12	PT 2,5/12-7,5-V	1988053	50	90
13	PT 2,5/13-7,5-V	1988066	50	97.5
14	PT 2,5/14-7,5-V	1988079	50	105
15	PT 2,5/15-7,5-V	1988082	50	112.5
16	PT 2,5/16-7,5-V	1988095	50	120

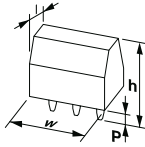
Technical data

Product Line		COMBICON Terminals M		
Connection capacity				
rigid / flexible	[mm <sup>2</sup> ]	0.5 - 4 / 0.5 - 4		
Flexible with ferrules without plastic sleeve	[mm <sup>2</sup> ]	0.5 - 2.5		
Flexible with ferrules with plastic sleeve	[mm <sup>2</sup> ]	0.5 - 2.5		
2 conductors with same cross section solid / stranded	[mm <sup>2</sup> ]	0.5 - 1.5 / 0.5 - 1.5		
2 conductors with same cross section, stranded, with ferrule without plastic sleeve	[mm <sup>2</sup> ]	0.5 - 0.75		
Conductor cross section AWG/kcmil		20 - 10		
Stripping length	[mm]	- 6.5		
Tightening torque	[Nm]	0.45 - 0.5 Nm		
Electrical parameters				
rated current / nominal cross section	[A] / [mm <sup>2</sup> ]	32 / 2.5		
Surge voltage category/degree of pollution		III/3	III / 2	II / 2
Rated insulation voltage	[V]	500	800	1000
Rated surge voltage	[kV]	6	6	6
General data				
Type of insulation material / insulation material group		PA / I		
Flammability rating in accordance with UL 94		V0		
Certification data				
Note		More detailed information on the approval data can be found on our website.		

## COMBICON terminals L up to 10 mm<sup>2</sup> (8 AWG)

### Printed circuit board terminal, Screw connection with tension sleeve, Pitch: 6.35 mm

MKDS 5, Linear pinning



Dimensions	[mm]
Solder pin length [P]	5.1
Length [l]	12.5
Height [h]	26.6
Installed height	21.5



#### Ordering data

No. of pos.	Type	Item No.	Pcs./ Pkt.	Width w [mm]
2	MKDS 5/ 2-6,35	1714955	50	12.7
3	MKDS 5/ 3-6,35	1714968	50	19.05
4	MKDS 5/ 4-6,35	1706756	50	25.4
5	MKDS 5/ 5-6,35	1713985	50	31.75
6	MKDS 5/ 6-6,35	1713969	50	38.1
8	MKDS 5/ 8-6,35	1713927	50	50.8
10	MKDS 5/10-6,35	1713888	50	63.5
12	MKDS 5/12-6,35	1713846	50	76.2
14	MKDS 5/14-6,35	1713804	50	88.9

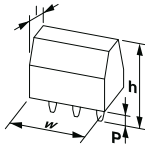


#### Technical data

Product Line		COMBICON Terminals L		
Connection capacity				
rigid / flexible	[mm <sup>2</sup> ]	0.2 - 6 / 0.2 - 4		
Flexible with ferrules without plastic sleeve	[mm <sup>2</sup> ]	0.25 - 4		
Flexible with ferrules with plastic sleeve	[mm <sup>2</sup> ]	0.25 - 4		
2 conductors with same cross section solid / stranded	[mm <sup>2</sup> ]	0.2 - 1.5 / 0.2 - 1.5		
2 conductors with same cross section, stranded, with ferrule without plastic sleeve	[mm <sup>2</sup> ]	0.25 - 0.75		
Conductor cross section AWG/kcmil		24 - 10		
Stripping length	[mm]	- 8		
Tightening torque	[Nm]	0.5 - 0.6 Nm		
Electrical parameters				
rated current / nominal cross section	[A] / [mm <sup>2</sup> ]	32 / 4		
Surge voltage category/degree of pollution		III/3	III / 2	II / 2
Rated insulation voltage	[V]	500	630	1000
Rated surge voltage	[kV]	6	6	6
General data				
Type of insulation material / insulation material group		PA / I		
Flammability rating in accordance with UL 94		V0		
Certification data				
Note		More detailed information on the approval data can be found on our website.		

### Printed circuit board terminal, Screw connection with tension sleeve, Pitch: 6.35 mm

SMKDS 5, Linear pinning



Dimensions	[mm]
Solder pin length [P]	5
Length [l]	18.5
Height [h]	26.5
Installed height	21.5



#### Ordering data

No. of pos.	Type	Item No.	Pcs./ Pkt.	Width w [mm]
2	SMKDS 5/ 2-6,35	1720033	50	12.7
3	SMKDS 5/ 3-6,35	1720046	50	19.05



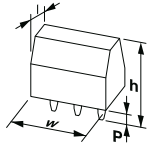
#### Technical data

Product Line		COMBICON Terminals L		
Connection capacity				
rigid / flexible	[mm <sup>2</sup> ]	0.2 - 6 / 0.2 - 4		
Flexible with ferrules without plastic sleeve	[mm <sup>2</sup> ]	0.25 - 4		
Flexible with ferrules with plastic sleeve	[mm <sup>2</sup> ]	0.25 - 4		
2 conductors with same cross section solid / stranded	[mm <sup>2</sup> ]	0.2 - 1.5 / 0.2 - 1.5		
2 conductors with same cross section, stranded, with ferrule without plastic sleeve	[mm <sup>2</sup> ]	0.25 - 0.75		
Conductor cross section AWG/kcmil		24 - 10		
Stripping length	[mm]	- 8		
Tightening torque	[Nm]	0.5 - 0.6 Nm		
Electrical parameters				
rated current / nominal cross section	[A] / [mm <sup>2</sup> ]	32 / 4		
Surge voltage category/degree of pollution		III/3	III / 2	II / 2
Rated insulation voltage	[V]	500	630	1000
Rated surge voltage	[kV]	6	6	6
General data				
Type of insulation material / insulation material group		PA / I		
Flammability rating in accordance with UL 94		V2		
Certification data				
Note		More detailed information on the approval data can be found on our website.		



Printed circuit board terminal, Screw connection with tension sleeve, Pitch: 6.35 mm

MKKDS 5, Linear pinning



Dimensions	[mm]
Solder pin length [P]	5.2
Length [l]	28
Height [h]	44.1
Installed height	38.9



Ordering data

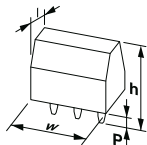
No. of pos.	Type	Item No.	Pcs./ Pkt.	Width w [mm]
2	MKKDS 5/ 2-6,35	1719031	50	12.7
3	MKKDS 5/ 3-6,35	1719044	50	19.05

Technical data

Product Line		COMBICON Terminals L		
Connection capacity				
rigid / flexible	[mm <sup>2</sup> ]	0.2 - 6 / 0.2 - 6		
Flexible with ferrules without plastic sleeve	[mm <sup>2</sup> ]	0.25 - 4		
Flexible with ferrules with plastic sleeve	[mm <sup>2</sup> ]	0.25 - 4		
2 conductors with same cross section solid / stranded	[mm <sup>2</sup> ]	0.2 - 1.5 / 0.2 - 1.5		
2 conductors with same cross section, stranded, with ferrule without plastic sleeve	[mm <sup>2</sup> ]	0.25 - 0.75		
Conductor cross section AWG/kcmil		24 - 10		
Stripping length	[mm]	- 8		
Tightening torque	[Nm]	0.5 - 0.6 Nm		
Electrical parameters				
rated current / nominal cross section	[A] / [mm <sup>2</sup> ]	41 / 4		
Surge voltage category/degree of pollution		III/3	III / 2	II / 2
Rated insulation voltage	[V]	500	630	1000
Rated surge voltage	[kV]	6	6	6
General data				
Type of insulation material / insulation material group		PA / I		
Flammability rating in accordance with UL 94		V0		
Certification data				
Note		More detailed information on the approval data can be found on our website.		

Printed circuit board terminal, Screw connection with tension sleeve, Pitch: 6.35 mm

MKDS 5 N HV, Zigzag pinning



Dimensions	[mm]
Solder pin length [P]	5
Length [l]	15.85
Height [h]	32
Installed height	27



Ordering data

No. of pos.	Type	Item No.	Pcs./ Pkt.	Width w [mm]
2	MKDS 5N HV/ 2-ZB-6,35	1777545	50	12.7
3	MKDS 5N HV/ 3-ZB-6,35	1777558	50	19.05
4	MKDS 5N HV/ 4-ZB-6,35	1777561	50	25.4
5	MKDS 5N HV/ 5-ZB-6,35	1777574	50	31.75
6	MKDS 5N HV/ 6-ZB-6,35	1777587	50	38.1
7	MKDS 5N HV/ 7-ZB-6,35	1777590	50	44.45
8	MKDS 5N HV/ 8-ZB-6,35	1777600	50	50.8
9	MKDS 5N HV/ 9-ZB-6,35	1777613	50	57.15
10	MKDS 5N HV/10-ZB-6,35	1777626	50	63.5
11	MKDS 5N HV/11-ZB-6,35	1777639	50	69.85
12	MKDS 5N HV/12-ZB-6,35	1777642	50	76.2

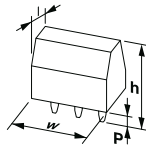
Technical data

Product Line		COMBICON Terminals L		
Connection capacity				
rigid / flexible	[mm <sup>2</sup> ]	0.2 - 6 / 0.2 - 4		
Flexible with ferrules without plastic sleeve	[mm <sup>2</sup> ]	0.25 - 4		
Flexible with ferrules with plastic sleeve	[mm <sup>2</sup> ]	0.25 - 4		
2 conductors with same cross section solid / stranded	[mm <sup>2</sup> ]	0.2 - 1.5 / 0.2 - 1.5		
2 conductors with same cross section, stranded, with ferrule without plastic sleeve	[mm <sup>2</sup> ]	0.25 - 0.75		
Conductor cross section AWG/kcmil		24 - 10		
Stripping length	[mm]	- 8		
Tightening torque	[Nm]	0.5 - 0.6 Nm		
Electrical parameters				
rated current / nominal cross section	[A] / [mm <sup>2</sup> ]	41 / 4		
Surge voltage category/degree of pollution		III/3	III / 2	II / 2
Rated insulation voltage	[V]	800	1000	1000
Rated surge voltage	[kV]	8	8	8
General data				
Type of insulation material / insulation material group		PA / I		
Flammability rating in accordance with UL 94		V0		
Certification data				
Note		More detailed information on the approval data can be found on our website.		

## COMBICON terminals L up to 10 mm<sup>2</sup> (8 AWG)

### Printed circuit board terminal, Screw connection with tension sleeve, Pitch: 6.35 mm

TDPT 4/...-SC, Zigzag pinning W



Dimensions	[mm]
Solder pin length [P]	3.5
Length [l]	20.75
Height [h]	26.9
Installed height	23.4



#### Ordering data

No. of pos.	Type	Item No.	Pcs./ Pkt.	Width w [mm]
2	TDPT 4/ 2-SC-6,35-ZB	1017514	50	13.5
3	TDPT 4/ 3-SC-6,35-ZB	1017515	50	19.85
4	TDPT 4/ 4-SC-6,35-ZB	1017516	50	26.2
5	TDPT 4/ 5-SC-6,35-ZB	1017517	50	32.55
6	TDPT 4/ 6-SC-6,35-ZB	1017519	50	38.9

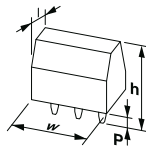


#### Technical data

Product Line		COMBICON Terminals L		
Connection capacity				
rigid / flexible	[mm <sup>2</sup> ]	0.2 - 6 / 0.2 - 6		
Flexible with ferrules without plastic sleeve	[mm <sup>2</sup> ]	0.2 - 4		
Flexible with ferrules with plastic sleeve	[mm <sup>2</sup> ]	0.2 - 4		
2 conductors with same cross section solid / stranded	[mm <sup>2</sup> ]	0.2 - 1.5 / 0.2 - 1.5		
Conductor cross section AWG/kcmil				
		24 - 10		
Stripping length				
		- 10		
Tightening torque				
		0.6 - 0.8 Nm		
Electrical parameters				
rated current / nominal cross section		[A] / [mm <sup>2</sup> ]	41 / 4	
Surge voltage category/degree of pollution			III/3	III / 2
Rated insulation voltage		[V]	800	1000
Rated surge voltage		[kV]	8	8
General data				
Type of insulation material / insulation material group		PA / I		
Flammability rating in accordance with UL 94		V0		
Certification data				
Note		More detailed information on the approval data can be found on our website.		

### Printed circuit board terminal, Screw connection with tension sleeve, Pitch: 7.62 mm

MKDS 5, Linear pinning



Dimensions	[mm]
Solder pin length [P]	5.1
Length [l]	12.5
Height [h]	26.6
Installed height	21.5



#### Ordering data

No. of pos.	Type	Item No.	Pcs./ Pkt.	Width w [mm]
2	MKDS 5/ 2-7,62	1868076	50	15.24
3	MKDS 5/ 3-7,62	1704936	50	22.86
5	MKDS 5/ 5-7,62	1704949	50	38.1
18	MKDS 5/18-7,62	1985438	50	137.16

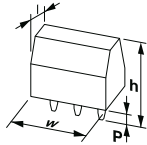


#### Technical data

Product Line		COMBICON Terminals L		
Connection capacity				
rigid / flexible	[mm <sup>2</sup> ]	0.2 - 6 / 0.2 - 4		
Flexible with ferrules without plastic sleeve	[mm <sup>2</sup> ]	0.25 - 4		
Flexible with ferrules with plastic sleeve	[mm <sup>2</sup> ]	0.25 - 4		
2 conductors with same cross section solid / stranded	[mm <sup>2</sup> ]	0.2 - 1.5 / 0.2 - 1.5		
2 conductors with same cross section, stranded, with ferrule without plastic sleeve	[mm <sup>2</sup> ]	0.25 - 0.75		
Conductor cross section AWG/kcmil				
		24 - 10		
Stripping length				
		- 8		
Tightening torque				
		0.5 - 0.6 Nm		
Electrical parameters				
rated current / nominal cross section		[A] / [mm <sup>2</sup> ]	32 / 4	
Surge voltage category/degree of pollution			III/3	III / 2
Rated insulation voltage		[V]	500	630
Rated surge voltage		[kV]	6	6
General data				
Type of insulation material / insulation material group		PA / I		
Flammability rating in accordance with UL 94		V0		
Certification data				
Note		More detailed information on the approval data can be found on our website.		

Printed circuit board terminal, Screw connection with tension sleeve, Pitch: 9.52 mm

MKDS 5, Linear pinning



Dimensions	[mm]
Solder pin length [P]	5
Length [l]	12.05
Height [h]	26.5
Installed height	21.5



Ordering data

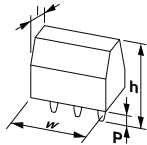
No. of pos.	Type	Item No.	Pcs./ Pkt.	Width w [mm]
2	MKDS 5/ 2-9,5	1714971	50	19.04
3	MKDS 5/ 3-9,5	1714984	50	28.56
8	MKDS 5/ 8-9,5	1713914	50	76.16
10	MKDS 5/10-9,5	1713875	25	95.2
11	MKDS 5/11-9,5	1713859	50	104.72

Technical data

Product Line		COMBICON Terminals L		
Connection capacity				
rigid / flexible	[mm <sup>2</sup> ]	0.2 - 6 / 0.2 - 4		
Flexible with ferrules without plastic sleeve	[mm <sup>2</sup> ]	0.25 - 4		
Flexible with ferrules with plastic sleeve	[mm <sup>2</sup> ]	0.25 - 4		
2 conductors with same cross section solid / stranded	[mm <sup>2</sup> ]	0.2 - 1.5 / 0.2 - 1.5		
2 conductors with same cross section, stranded, with ferrule without plastic sleeve	[mm <sup>2</sup> ]	0.25 - 0.75		
Conductor cross section AWG/kcmil		24 - 10		
Stripping length	[mm]	- 8		
Tightening torque	[Nm]	0.5 - 0.6 Nm		
Electrical parameters				
rated current / nominal cross section	[A] / [mm <sup>2</sup> ]	32 / 4		
Surge voltage category/degree of pollution		III/3	III / 2	II / 2
Rated insulation voltage	[V]	690	1000	1000
Rated surge voltage	[kV]	8	8	6
General data				
Type of insulation material / insulation material group		PA / I		
Flammability rating in accordance with UL 94		V0		
Certification data				
Note		More detailed information on the approval data can be found on our website.		

Printed circuit board terminal, Screw connection with tension sleeve, Pitch: 9.52 mm

MKDS 5 HV, Linear pinning



Dimensions	[mm]
Solder pin length [P]	5.2
Length [l]	16
Height [h]	26.7
Installed height	21.5



Ordering data

No. of pos.	Type	Item No.	Pcs./ Pkt.	Width w [mm]
2	MKDS 5 HV/ 2-9,52	1902547	50	19.04
3	MKDS 5 HV/ 3-9,52	1904150	50	28.56
4	MKDS 5 HV/ 4-9,52	1906129	50	38.08
8	MKDS 5 HV/ 8-9,52	1933516	50	76.16

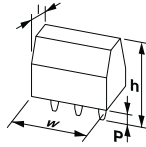
Technical data

Product Line		COMBICON Terminals L		
Connection capacity				
rigid / flexible	[mm <sup>2</sup> ]	0.2 - 6 / 0.2 - 4		
Flexible with ferrules without plastic sleeve	[mm <sup>2</sup> ]	0.25 - 4		
Flexible with ferrules with plastic sleeve	[mm <sup>2</sup> ]	0.25 - 4		
2 conductors with same cross section solid / stranded	[mm <sup>2</sup> ]	0.2 - 1.5 / 0.2 - 1.5		
2 conductors with same cross section, stranded, with ferrule without plastic sleeve	[mm <sup>2</sup> ]	0.25 - 0.75		
Conductor cross section AWG/kcmil		24 - 10		
Stripping length	[mm]	- 8		
Tightening torque	[Nm]	0.5 - 0.6 Nm		
Electrical parameters				
rated current / nominal cross section	[A] / [mm <sup>2</sup> ]	32 / 4		
Surge voltage category/degree of pollution		III/3	III / 2	II / 2
Rated insulation voltage	[V]	800	1000	1000
Rated surge voltage	[kV]	8	8	6
General data				
Type of insulation material / insulation material group		PA / I		
Flammability rating in accordance with UL 94		V0		
Certification data				
Note		More detailed information on the approval data can be found on our website.		

# COMBICON terminals L up to 10 mm<sup>2</sup> (8 AWG)

## Printed circuit board terminal, Screw connection with tension sleeve, Pitch: 9.52 mm

MKDS 5 HV, Zigzag pinning M



Dimensions	[mm]
Solder pin length [P]	5.2
Length [l]	16
Height [h]	26.7
Installed height	21.5



### Ordering data

No. of pos.	Type	Item No.	Pcs./ Pkt.	Width w [mm]
2	MKDS 5 HV/ 2-9,52-Z	1907432	50	19.04
3	MKDS 5 HV/ 3-9,52-Z	1907429	50	28.56
4	MKDS 5 HV/ 4-9,52-Z	1760769	50	38.08
5	MKDS 5 HV/ 5-9,52-Z	1760772	50	47.6
6	MKDS 5 HV/ 6-9,52-Z	1757659	50	57.12

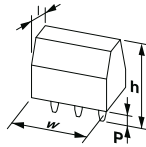


### Technical data

Product Line		COMBICON Terminals L		
Connection capacity				
rigid / flexible	[mm <sup>2</sup> ]	0.2 - 6 / 0.2 - 4		
Flexible with ferrules without plastic sleeve	[mm <sup>2</sup> ]	0.25 - 4		
Flexible with ferrules with plastic sleeve	[mm <sup>2</sup> ]	0.25 - 4		
2 conductors with same cross section solid / stranded	[mm <sup>2</sup> ]	0.2 - 1.5 / 0.2 - 1.5		
2 conductors with same cross section, stranded, with ferrule without plastic sleeve	[mm <sup>2</sup> ]	0.25 - 0.75		
Conductor cross section AWG/kcmil		24 - 10		
Stripping length	[mm]	- 8		
Tightening torque	[Nm]	0.5 - 0.6 Nm		
Electrical parameters				
rated current / nominal cross section	[A] / [mm <sup>2</sup> ]	32 / 4		
Surge voltage category/degree of pollution		III/3	III / 2	II / 2
Rated insulation voltage	[V]	690	1000	1000
Rated surge voltage	[kV]	8	8	6
General data				
Type of insulation material / insulation material group		PA / I		
Flammability rating in accordance with UL 94		V0		
Certification data				
Note		More detailed information on the approval data can be found on our website.		

## Printed circuit board terminal, Screw connection with tension sleeve, Pitch: 9.52 mm

SMKDS 5, Linear pinning



Dimensions	[mm]
Solder pin length [P]	5
Length [l]	18.5
Height [h]	26.5
Installed height	21.5



### Ordering data

No. of pos.	Type	Item No.	Pcs./ Pkt.	Width w [mm]
2	SMKDS 5/ 2-9,5	1720017	50	19.04
3	SMKDS 5/ 3-9,5	1720020	50	28.56

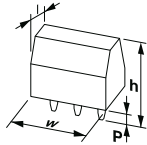


### Technical data

Product Line		COMBICON Terminals L		
Connection capacity				
rigid / flexible	[mm <sup>2</sup> ]	0.2 - 6 / 0.2 - 4		
Flexible with ferrules without plastic sleeve	[mm <sup>2</sup> ]	0.25 - 4		
Flexible with ferrules with plastic sleeve	[mm <sup>2</sup> ]	0.25 - 4		
2 conductors with same cross section solid / stranded	[mm <sup>2</sup> ]	0.2 - 1.5 / 0.2 - 1.5		
2 conductors with same cross section, stranded, with ferrule without plastic sleeve	[mm <sup>2</sup> ]	0.25 - 0.75		
Conductor cross section AWG/kcmil		24 - 10		
Stripping length	[mm]	- 8		
Tightening torque	[Nm]	0.5 - 0.6 Nm		
Electrical parameters				
rated current / nominal cross section	[A] / [mm <sup>2</sup> ]	32 / 4		
Surge voltage category/degree of pollution		III/3	III / 2	II / 2
Rated insulation voltage	[V]	690	1000	1000
Rated surge voltage	[kV]	6	6	6
General data				
Type of insulation material / insulation material group		PA / I		
Flammability rating in accordance with UL 94		V2		
Certification data				
Note		More detailed information on the approval data can be found on our website.		

Printed circuit board terminal, Screw connection with tension sleeve, Pitch: 9.52 mm

MKKDS 5, Linear pinning



Dimensions	[mm]
Solder pin length [P]	5.2
Length [l]	28
Height [h]	44.1
Installed height	38.9



Ordering data

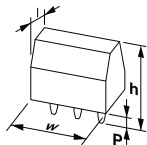
No. of pos.	Type	Item No.	Pcs./ Pkt.	Width w [mm]
2	MKKDS 5/ 2-9,5	1719015	50	23.8
3	MKKDS 5/ 3-9,5	1719028	50	33.32

Technical data

Product Line		COMBICON Terminals L		
Connection capacity				
rigid / flexible	[mm <sup>2</sup> ]	0.2 - 6 / 0.2 - 6		
Flexible with ferrules without plastic sleeve	[mm <sup>2</sup> ]	0.25 - 4		
Flexible with ferrules with plastic sleeve	[mm <sup>2</sup> ]	0.25 - 4		
2 conductors with same cross section solid / stranded	[mm <sup>2</sup> ]	0.2 - 1.5 / 0.2 - 1.5		
2 conductors with same cross section, stranded, with ferrule without plastic sleeve	[mm <sup>2</sup> ]	0.25 - 0.75		
Conductor cross section AWG/kcmil		24 - 10		
Stripping length	[mm]	- 8		
Tightening torque	[Nm]	0.5 - 0.6 Nm		
Electrical parameters				
rated current / nominal cross section	[A] / [mm <sup>2</sup> ]	41 / 4		
Surge voltage category/degree of pollution		III/3	III / 2	II / 2
Rated insulation voltage	[V]	690	1000	1000
Rated surge voltage	[kV]	6	6	6
General data				
Type of insulation material / insulation material group		PA / I		
Flammability rating in accordance with UL 94		V0		
Certification data				
Note		More detailed information on the approval data can be found on our website.		

Printed circuit board terminal, Front screw connection, Pitch: 7.62 mm

FRONT 4-H, Linear pinning



Dimensions	[mm]
Solder pin length [P]	5
Length [l]	26
Height [h]	34.4
Installed height	29.4



Ordering data

No. of pos.	Type	Item No.	Pcs./ Pkt.	Width w [mm]
1	FRONT 4-H-7,62	1703034	50	7.62
3	FRONT 4-H-7,62-3	1986097	10	22.86
4	FRONT 4-H-7,62-4	1703212	10	30.48
11	FRONT 4-H-7,62-11	1828374	10	83.82

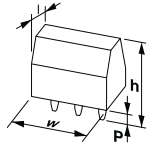
Technical data

Product Line		COMBICON Terminals L		
Connection capacity				
rigid / flexible	[mm <sup>2</sup> ]	0.5 - 6 / 0.5 - 6		
Flexible with ferrules without plastic sleeve	[mm <sup>2</sup> ]	0.5 - 4		
Flexible with ferrules with plastic sleeve	[mm <sup>2</sup> ]	0.5 - 4		
2 conductors with same cross section solid / stranded	[mm <sup>2</sup> ]	0.5 - 1.5 / 0.5 - 1.5		
2 conductors with same cross section, stranded, with ferrule without plastic sleeve	[mm <sup>2</sup> ]	0.25 - 1		
Conductor cross section AWG/kcmil		20 - 10		
Stripping length	[mm]	- 14		
Tightening torque	[Nm]	0.5 - 0.6 Nm		
Electrical parameters				
rated current / nominal cross section	[A] / [mm <sup>2</sup> ]	32 / 4		
Surge voltage category/degree of pollution		III/3	III / 2	II / 2
Rated insulation voltage	[V]	500	630	1000
Rated surge voltage	[kV]	6	6	6
General data				
Type of insulation material / insulation material group		PA / I		
Flammability rating in accordance with UL 94		V0		
Certification data				
Note		More detailed information on the approval data can be found on our website.		

# COMBICON terminals L up to 10 mm<sup>2</sup> (8 AWG)

## Printed circuit board terminal, Front screw connection, Pitch: 7.62 mm

FRONT 4-V, Linear pinning



Dimensions	[mm]
Solder pin length [P]	5
Length [l]	27
Height [h]	32
Installed height	26



### Ordering data

No. of pos.	Type	Item No.	Pcs./ Pkt.	Width w [mm]
1	FRONT 4-V-7,62	1703021	50	7.62
4	FRONT 4-V-7,62- 4	1930645	10	30.48

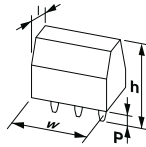


### Technical data

Product Line		COMBICON Terminals L			
Connection capacity					
rigid / flexible	[mm <sup>2</sup> ]	0.5 - 6 / 0.5 - 6			
Flexible with ferrules without plastic sleeve	[mm <sup>2</sup> ]	0.5 - 4			
Flexible with ferrules with plastic sleeve	[mm <sup>2</sup> ]	0.5 - 4			
2 conductors with same cross section solid / stranded	[mm <sup>2</sup> ]	0.5 - 1.5 / 0.5 - 1.5			
2 conductors with same cross section, stranded, with ferrule without plastic sleeve	[mm <sup>2</sup> ]	0.25 - 1			
Conductor cross section AWG/kcmil		20 - 10			
Stripping length		[mm]	- 14		
Tightening torque		[Nm]	0.5 - 0.6 Nm		
Electrical parameters					
rated current / nominal cross section	[A] / [mm <sup>2</sup> ]	32 / 4			
Surge voltage category/degree of pollution		III/3	III / 2	II / 2	
Rated insulation voltage		[V]	500	630	1000
Rated surge voltage		[kV]	6	6	6
General data					
Type of insulation material / insulation material group		PA / I			
Flammability rating in accordance with UL 94		V0			
Certification data					
Note		More detailed information on the approval data can be found on our website.			

## Printed circuit board terminal, Push-in spring connection, Pitch: 7.5 mm

SPT 5/...-H, Zigzag pinning W

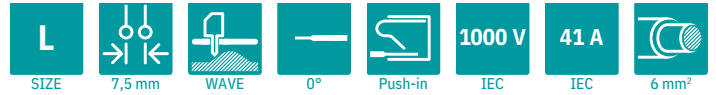


Dimensions	[mm]
Solder pin length [P]	4.6
Length [l]	24.15
Height [h]	24.2
Installed height	19.6



### Ordering data

No. of pos.	Type	Item No.	Pcs./ Pkt.	Width w [mm]
2	SPT 5/ 2-H-7,5-ZB	1719192	50	16.8
3	SPT 5/ 3-H-7,5-ZB	1719202	50	24.3
4	SPT 5/ 4-H-7,5-ZB	1719215	50	31.8
5	SPT 5/ 5-H-7,5-ZB	1719228	50	39.3
6	SPT 5/ 6-H-7,5-ZB	1719231	50	46.8
7	SPT 5/ 7-H-7,5-ZB	1719244	50	54.3
8	SPT 5/ 8-H-7,5-ZB	1719257	50	61.8
9	SPT 5/ 9-H-7,5-ZB	1719260	50	69.3
10	SPT 5/10-H-7,5-ZB	1719273	50	76.8
11	SPT 5/11-H-7,5-ZB	1719286	50	84.3
12	SPT 5/12-H-7,5-ZB	1719299	50	91.8

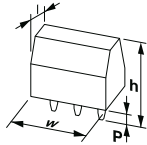


### Technical data

Product Line		COMBICON Terminals L			
Connection capacity					
rigid / flexible	[mm <sup>2</sup> ]	0.2 - 10 / 0.2 - 6			
Flexible with ferrules without plastic sleeve	[mm <sup>2</sup> ]	0.25 - 6			
Flexible with ferrules with plastic sleeve	[mm <sup>2</sup> ]	0.25 - 6			
Conductor cross section AWG/kcmil		24 - 8			
Stripping length		[mm]	- 15		
Electrical parameters					
rated current / nominal cross section	[A] / [mm <sup>2</sup> ]	41 / 6			
Surge voltage category/degree of pollution		III/3	III / 2	II / 2	
Rated insulation voltage		[V]	800	1000	1000
Rated surge voltage		[kV]	8	8	6
General data					
Type of insulation material / insulation material group		PA / I			
Flammability rating in accordance with UL 94		V0			
Certification data					
Note		More detailed information on the approval data can be found on our website.			

Printed circuit board terminal, Push-in spring connection, Pitch: 7.5 mm

SPT 5/-H, Linear pinning

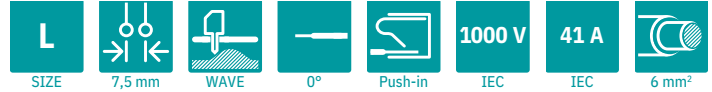


Dimensions	[mm]
Solder pin length [P]	4.6
Length [l]	24.15
Height [h]	24.22
Installed height	19.6



Ordering data

No. of pos.	Type	Item No.	Pcs./ Pkt.	Width w [mm]
2	SPT 5/ 2-H-7.5	1738131	50	16.8

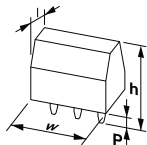


Technical data

Product Line	COMBICON Terminals L			
Connection capacity				
rigid / flexible	[mm <sup>2</sup> ]	0.2 - 10 / 0.2 - 6		
Flexible with ferrules without plastic sleeve	[mm <sup>2</sup> ]	0.25 - 6		
Flexible with ferrules with plastic sleeve	[mm <sup>2</sup> ]	0.25 - 6		
Conductor cross section AWG/kcmil		24 - 8		
Stripping length	[mm]	- 15		
Electrical parameters				
rated current / nominal cross section	[A] / [mm <sup>2</sup> ]	41 / 6		
Surge voltage category/degree of pollution		III / 3	III / 2	II / 2
Rated insulation voltage	[V]	630	630	1000
Rated surge voltage	[kV]	6	6	6
General data				
Type of insulation material / insulation material group	PA / I			
Flammability rating in accordance with UL 94	V0			
Certification data				
Note	More detailed information on the approval data can be found on our website.			

Printed circuit board terminal, Push-in spring connection, Pitch: 7.5 mm

SPT 5/-V, Zigzag pinning W

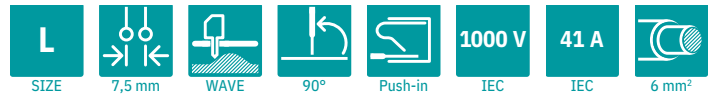


Dimensions	[mm]
Solder pin length [P]	4.6
Length [l]	18.5
Height [h]	28.75
Installed height	24.15



Ordering data

No. of pos.	Type	Item No.	Pcs./ Pkt.	Width w [mm]
2	SPT 5/ 2-V-7.5-ZB	1719312	50	16.8
3	SPT 5/ 3-V-7.5-ZB	1719325	50	24.3
4	SPT 5/ 4-V-7.5-ZB	1719338	50	31.8
5	SPT 5/ 5-V-7.5-ZB	1719341	50	39.3
6	SPT 5/ 6-V-7.5-ZB	1719354	50	46.8
7	SPT 5/ 7-V-7.5-ZB	1719367	50	54.3
8	SPT 5/ 8-V-7.5-ZB	1719370	50	61.8
9	SPT 5/ 9-V-7.5-ZB	1719383	50	69.3
10	SPT 5/10-V-7.5-ZB	1719396	50	76.8
11	SPT 5/11-V-7.5-ZB	1719406	50	84.3
12	SPT 5/12-V-7.5-ZB	1719419	50	91.8



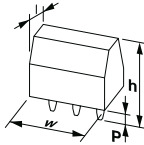
Technical data

Product Line	COMBICON Terminals L			
Connection capacity				
rigid / flexible	[mm <sup>2</sup> ]	0.2 - 10 / 0.2 - 6		
Flexible with ferrules without plastic sleeve	[mm <sup>2</sup> ]	0.25 - 6		
Flexible with ferrules with plastic sleeve	[mm <sup>2</sup> ]	0.25 - 6		
Conductor cross section AWG/kcmil		24 - 8		
Stripping length	[mm]	- 15		
Electrical parameters				
rated current / nominal cross section	[A] / [mm <sup>2</sup> ]	41 / 6		
Surge voltage category/degree of pollution		III / 3	III / 2	II / 2
Rated insulation voltage	[V]	800	1000	1000
Rated surge voltage	[kV]	8	8	6
General data				
Type of insulation material / insulation material group	PA / I			
Flammability rating in accordance with UL 94	V0			
Certification data				
Note	More detailed information on the approval data can be found on our website.			

## COMBICON terminals L up to 10 mm<sup>2</sup> (8 AWG)

### Printed circuit board terminal, Push-in spring connection, Pitch: 7.5 mm

SPT 5/..-V, Linear pinning

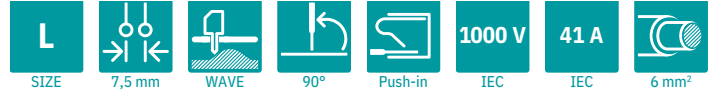


Dimensions	[mm]
Solder pin length [P]	4.6
Length [l]	18.5
Height [h]	28.75
Installed height	24.15



#### Ordering data

No. of pos.	Type	Item No.	Pcs./ Pkt.	Width w [mm]
2	SPT 5/ 2-V-7,5	1738144	50	16.8
1	SPT 5/ 1-V-7,5	1719309	50	9.3

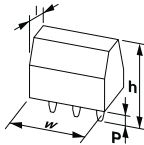


#### Technical data

Product Line		COMBICON Terminals L		
Connection capacity				
rigid / flexible	[mm <sup>2</sup> ]	0.2 - 10 / 0.2 - 6		
Flexible with ferrules without plastic sleeve	[mm <sup>2</sup> ]	0.25 - 6		
Flexible with ferrules with plastic sleeve	[mm <sup>2</sup> ]	0.25 - 6		
Conductor cross section AWG/kcmil		24 - 8		
Stripping length	[mm]	- 15		
Electrical parameters				
rated current / nominal cross section	[A] / [mm <sup>2</sup> ]	41 / 6		
Surge voltage category/degree of pollution		III/3	III / 2	II / 2
Rated insulation voltage	[V]	630	630	1000
Rated surge voltage	[kV]	6	6	6
General data				
Type of insulation material / insulation material group		PA / I		
Flammability rating in accordance with UL 94		V0		
Certification data				
Note		More detailed information on the approval data can be found on our website.		

### Printed circuit board terminal, Push-in spring connection, Pitch: 7.5 mm

SPTA 5/, Zigzag pinning W

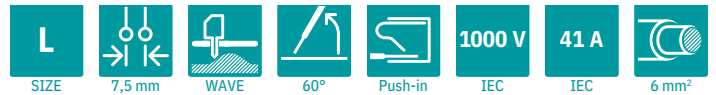


Dimensions	[mm]
Solder pin length [P]	4.6
Length [l]	29
Height [h]	38.6
Installed height	34



#### Ordering data

No. of pos.	Type	Item No.	Pcs./ Pkt.	Width w [mm]
2	SPTA 5/ 2-7,5-ZB	1819082	50	16.8
3	SPTA 5/ 3-7,5-ZB	1819095	50	24.3
4	SPTA 5/ 4-7,5-ZB	1819105	50	31.8
5	SPTA 5/ 5-7,5-ZB	1819118	50	39.3
6	SPTA 5/ 6-7,5-ZB	1819121	50	46.8
7	SPTA 5/ 7-7,5-ZB	1819134	50	54.3
8	SPTA 5/ 8-7,5-ZB	1819147	50	61.8
9	SPTA 5/ 9-7,5-ZB	1819150	50	69.3
10	SPTA 5/10-7,5-ZB	1819163	50	76.8
11	SPTA 5/11-7,5-ZB	1819176	50	84.3
12	SPTA 5/12-7,5-ZB	1819189	50	91.8



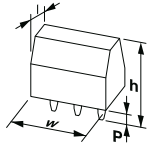
#### Technical data

Product Line		COMBICON Terminals L		
Connection capacity				
rigid / flexible	[mm <sup>2</sup> ]	0.2 - 6 / 0.2 - 6		
Flexible with ferrules without plastic sleeve	[mm <sup>2</sup> ]	0.25 - 6		
Flexible with ferrules with plastic sleeve	[mm <sup>2</sup> ]	0.25 - 4		
Conductor cross section AWG/kcmil		24 - 8		
Stripping length	[mm]	- 15		
Electrical parameters				
rated current / nominal cross section	[A] / [mm <sup>2</sup> ]	41 / 6		
Surge voltage category/degree of pollution		III/3	III / 2	II / 2
Rated insulation voltage	[V]	800	1000	1000
Rated surge voltage	[kV]	8	8	6
General data				
Type of insulation material / insulation material group		PA / I		
Flammability rating in accordance with UL 94		V0		
Certification data				
Note		More detailed information on the approval data can be found on our website.		



Printed circuit board terminal, Push-in spring connection, Pitch: 6.35 mm

TDPT 4/...-SP, Zigzag pinning W

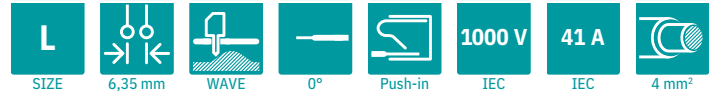


Dimensions	[mm]
Solder pin length [P]	3.5
Length [l]	20.75
Height [h]	26.9
Installed height	23.4



Ordering data

No. of pos.	Type	Item No.	Pcs./ Pkt.	Width w [mm]
2	TDPT 4/ 2-SP-6,35-ZB	1017521	50	13.5
3	TDPT 4/ 3-SP-6,35-ZB	1017522	50	19.85
4	TDPT 4/ 4-SP-6,35-ZB	1017523	50	26.2
5	TDPT 4/ 5-SP-6,35-ZB	1017524	50	32.55
6	TDPT 4/ 6-SP-6,35-ZB	1017525	50	38.9

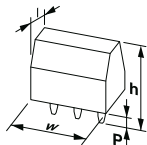


Technical data

Product Line		COMBICON Terminals L		
Connection capacity				
rigid / flexible	[mm <sup>2</sup> ]	0.2 - 6 / 0.2 - 6		
Flexible with ferrules without plastic sleeve	[mm <sup>2</sup> ]	0.2 - 4		
Flexible with ferrules with plastic sleeve	[mm <sup>2</sup> ]	0.2 - 4		
Conductor cross section AWG/kcmil		24 - 10		
Stripping length	[mm]	- 10		
Electrical parameters				
rated current / nominal cross section	[A] / [mm <sup>2</sup> ]	41 / 4		
Surge voltage category/degree of pollution		III/3	III / 2	II / 2
Rated insulation voltage	[V]	800	1000	1000
Rated surge voltage	[kV]	8	8	6
General data				
Type of insulation material / insulation material group		PA / I		
Flammability rating in accordance with UL 94		V0		
Certification data				
Note		More detailed information on the approval data can be found on our website.		

Printed circuit board terminal, Push-in spring connection, Pitch: 0 mm

PTSPL 6/..., Linear pinning



Dimensions	[mm]
Solder pin length [P]	2.9
Length [l]	14.95
Height [h]	13.7
Installed height	10.8



Ordering data

No. of pos.	Type	Item No.	Pcs./ Pkt.	Width w [mm]
1	PTSPL-6/1-2X2 2,9 R32	1704837	250	8.7
1	PTSPL-6/1-2X2 2,1 R32	1704836	250	8.7



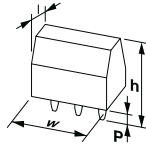
Technical data

Product Line		COMBICON Terminals L		
Connection capacity				
rigid / flexible	[mm <sup>2</sup> ]	- / 2.5 - 6		
Flexible with ferrules without plastic sleeve	[mm <sup>2</sup> ]	2.5 - 6		
Flexible with ferrules with plastic sleeve	[mm <sup>2</sup> ]	-		
Conductor cross section AWG/kcmil		-		
Stripping length	[mm]	12 - 15		
Electrical parameters				
rated current / nominal cross section	[A] / [mm <sup>2</sup> ]	41 / 6		
Surge voltage category/degree of pollution		III/3	III / 2	II / 2
Rated insulation voltage	[V]	-	-	-
Rated surge voltage	[kV]	-	-	-
General data				
Type of insulation material / insulation material group		- / -		
Flammability rating in accordance with UL 94		-		
Certification data				
Note		More detailed information on the approval data can be found on our website.		

# COMBICON terminals L up to 10 mm<sup>2</sup> (8 AWG)

## Printed circuit board terminal, Lever Push-in connection, Pitch: 7.5 mm

LPT 6/, Linear pinning



Dimensions	[mm]
Solder pin length [P]	3.6
Length [l]	24.3
Height [h]	27.85
Installed height	24.25



### Ordering data

No. of pos.	Type	Item No.	Pcs./ Pkt.	Width w [mm]
1	LPT 6/ 1-7,5	1098166	50	8.5

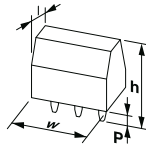


### Technical data

Product Line		COMBICON Terminals L		
Connection capacity				
rigid / flexible	[mm <sup>2</sup> ]	0.2 - 10 / 0.34 - 10		
Flexible with ferrules without plastic sleeve	[mm <sup>2</sup> ]	0.2 - 6		
Flexible with ferrules with plastic sleeve	[mm <sup>2</sup> ]	0.2 - 6		
Conductor cross section AWG/kcmil		22 - 8		
Stripping length	[mm]	12 - 14		
Electrical parameters				
rated current / nominal cross section	[A] / [mm <sup>2</sup> ]	41 / 6		
Surge voltage category/degree of pollution		III/3	III / 2	II / 2
Rated insulation voltage	[V]	1000	1000	1000
Rated surge voltage	[kV]	8	8	6
General data				
Type of insulation material / insulation material group		PA / I		
Flammability rating in accordance with UL 94		V0		
Certification data				
Note		More detailed information on the approval data can be found on our website.		

## Printed circuit board terminal, Lever Push-in connection, Pitch: 7.5 mm

LPT 6/, Zigzag pinning W



Dimensions	[mm]
Solder pin length [P]	3.6
Length [l]	24.3
Height [h]	27.85
Installed height	24.25



### Ordering data

No. of pos.	Type	Item No.	Pcs./ Pkt.	Width w [mm]
2	LPT 6/ 2-7,5-ZB	1098167	50	16
3	LPT 6/ 3-7,5-ZB	1098168	50	23.5
4	LPT 6/ 4-7,5-ZB	1098169	50	31
5	LPT 6/ 5-7,5-ZB	1098170	50	38.5
6	LPT 6/ 6-7,5-ZB	1098171	50	46
7	LPT 6/ 7-7,5-ZB	1098172	25	53.5
8	LPT 6/ 8-7,5-ZB	1098173	25	61

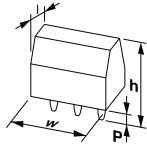


### Technical data

Product Line		COMBICON Terminals L		
Connection capacity				
rigid / flexible	[mm <sup>2</sup> ]	0.2 - 10 / 0.34 - 10		
Flexible with ferrules without plastic sleeve	[mm <sup>2</sup> ]	0.2 - 6		
Flexible with ferrules with plastic sleeve	[mm <sup>2</sup> ]	0.2 - 6		
Conductor cross section AWG/kcmil		22 - 8		
Stripping length	[mm]	12 - 14		
Electrical parameters				
rated current / nominal cross section	[A] / [mm <sup>2</sup> ]	41 / 6		
Surge voltage category/degree of pollution		III/3	III / 2	II / 2
Rated insulation voltage	[V]	1000	1000	1000
Rated surge voltage	[kV]	8	8	6
General data				
Type of insulation material / insulation material group		PA / I		
Flammability rating in accordance with UL 94		V0		
Certification data				
Note		More detailed information on the approval data can be found on our website.		

Printed circuit board terminal, Lever Push-in connection, Pitch: 7.5 mm

LPTA 6/, Linear pinning



Dimensions	[mm]
Solder pin length [P]	3.6
Length [l]	28
Height [h]	33.76
Installed height	30.16



Ordering data

No. of pos.	Type	Item No.	Pcs./ Pkt.	Width w [mm]
1	LPTA 6/ 1-7,5	1098174	50	8.5

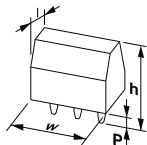


Technical data

Product Line		COMBICON Terminals L		
Connection capacity				
rigid / flexible	[mm <sup>2</sup> ]	0.2 - 10 / 0.34 - 10		
Flexible with ferrules without plastic sleeve	[mm <sup>2</sup> ]	0.2 - 6		
Flexible with ferrules with plastic sleeve	[mm <sup>2</sup> ]	0.2 - 6		
Conductor cross section AWG/kcmil		22 - 8		
Stripping length	[mm]	12 - 14		
Electrical parameters				
rated current / nominal cross section	[A] / [mm <sup>2</sup> ]	41 / 6		
Surge voltage category/degree of pollution		III/3	III / 2	II / 2
Rated insulation voltage	[V]	1000	1000	1000
Rated surge voltage	[kV]	8	8	6
General data				
Type of insulation material / insulation material group		PA / I		
Flammability rating in accordance with UL 94		V0		
Certification data				
Note		More detailed information on the approval data can be found on our website.		

Printed circuit board terminal, Lever Push-in connection, Pitch: 7.5 mm

LPTA 6/, Zigzag pinning W



Dimensions	[mm]
Solder pin length [P]	3.6
Length [l]	28
Height [h]	33.76
Installed height	30.16



Ordering data

No. of pos.	Type	Item No.	Pcs./ Pkt.	Width w [mm]
2	LPTA 6/ 2-7,5-ZB	1098175	50	16
3	LPTA 6/ 3-7,5-ZB	1098176	50	23.5
4	LPTA 6/ 4-7,5-ZB	1098177	25	31
5	LPTA 6/ 5-7,5-ZB	1098178	25	38.5
6	LPTA 6/ 6-7,5-ZB	1098179	25	46
7	LPTA 6/ 7-7,5-ZB	1098180	25	53.5
8	LPTA 6/ 8-7,5-ZB	1098181	25	61



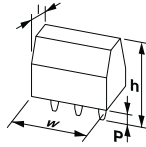
Technical data

Product Line		COMBICON Terminals L		
Connection capacity				
rigid / flexible	[mm <sup>2</sup> ]	0.2 - 10 / 0.34 - 10		
Flexible with ferrules without plastic sleeve	[mm <sup>2</sup> ]	0.2 - 6		
Flexible with ferrules with plastic sleeve	[mm <sup>2</sup> ]	0.2 - 6		
Conductor cross section AWG/kcmil		22 - 8		
Stripping length	[mm]	12 - 14		
Electrical parameters				
rated current / nominal cross section	[A] / [mm <sup>2</sup> ]	41 / 6		
Surge voltage category/degree of pollution		III/3	III / 2	II / 2
Rated insulation voltage	[V]	1000	1000	1000
Rated surge voltage	[kV]	8	8	6
General data				
Type of insulation material / insulation material group		PA / I		
Flammability rating in accordance with UL 94		V0		
Certification data				
Note		More detailed information on the approval data can be found on our website.		

## COMBICON terminals L up to 10 mm<sup>2</sup> (8 AWG)

### Printed circuit board terminal, Spring-cage connection, Pitch: 7.5 mm

ZFKDS(A) 4, Linear pinning

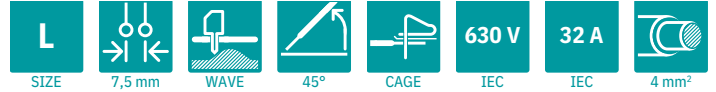


Dimensions	[mm]
Solder pin length [P]	4.6
Length [l]	29
Height [h]	27.6
Installed height	23



#### Ordering data

No. of pos.	Type	Item No.	Pcs./ Pkt.	Width w [mm]
1	ZFKDS 4- 7,5	1907526	50	31.5
2	ZFKDSA 4-7,5- 2	1709874	50	16.5
3	ZFKDSA 4-7,5- 3	1991891	50	24
4	ZFKDSA 4-7,5- 4	1736793	50	31.5
5	ZFKDSA 4-7,5- 5	1989191	50	39
6	ZFKDSA 4-7,5- 6	1934625	50	46.5
8	ZFKDSA 4- 7,5- 8	1932766	50	61.5

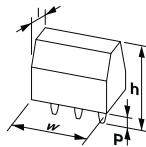


#### Technical data

Product Line		COMBICON Terminals L		
Connection capacity				
rigid / flexible	[mm <sup>2</sup> ]	0.2 - 6 / 0.2 - 4		
Flexible with ferrules without plastic sleeve	[mm <sup>2</sup> ]	0.25 - 4		
Flexible with ferrules with plastic sleeve	[mm <sup>2</sup> ]	0.25 - 4		
Conductor cross section AWG/kcmil		24 - 10		
Stripping length	[mm]	- 10		
Electrical parameters				
rated current / nominal cross section	[A] / [mm <sup>2</sup> ]	32 / 4		
Surge voltage category/degree of pollution		III/3	III / 2	II / 2
Rated insulation voltage	[V]	500	630	1000
Rated surge voltage	[kV]	6	6	6
General data				
Type of insulation material / insulation material group		PA / I		
Flammability rating in accordance with UL 94		V0		
Certification data				
Note	More detailed information on the approval data can be found on our website.			

### Printed circuit board terminal, Spring-cage connection, Pitch: 10 mm

ZFKDS(A) 4, Linear pinning

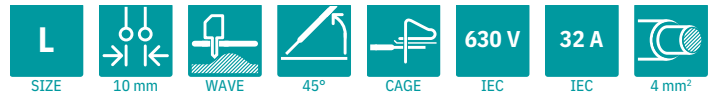


Dimensions	[mm]
Solder pin length [P]	4.6
Length [l]	29
Height [h]	27.6
Installed height	23



#### Ordering data

No. of pos.	Type	Item No.	Pcs./ Pkt.	Width w [mm]
1	ZFKDS 4-10	1907539	50	11.5
2	ZFKDSA 4-10- 2	1722545	50	21.5
3	ZFKDSA 4-10- 3	1722558	50	31.5
4	ZFKDSA 4-10- 4	1743744	50	41.5
5	ZFKDSA 4-10- 5	1990368	50	51.5
6	ZFKDSA 4-10- 6	1722561	50	61.5
10	ZFKDSA 4-10-10	1735419	50	101.5
12	ZFKDSA 4-10-12	1735422	10	121.5
14	ZFKDSA 4-10-14	1701240	20	141.5
16	ZFKDSA 4-10-16	1703825	50	161.5



#### Technical data

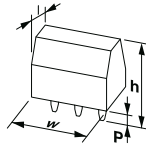
Product Line		COMBICON Terminals L		
Connection capacity				
rigid / flexible	[mm <sup>2</sup> ]	0.2 - 6 / 0.2 - 4		
Flexible with ferrules without plastic sleeve	[mm <sup>2</sup> ]	0.25 - 4		
Flexible with ferrules with plastic sleeve	[mm <sup>2</sup> ]	0.25 - 4		
Conductor cross section AWG/kcmil		24 - 10		
Stripping length	[mm]	- 10		
Electrical parameters				
rated current / nominal cross section	[A] / [mm <sup>2</sup> ]	32 / 4		
Surge voltage category/degree of pollution		III/3	III / 2	II / 2
Rated insulation voltage	[V]	630	630	1000
Rated surge voltage	[kV]	6	6	6
General data				
Type of insulation material / insulation material group		PA / I		
Flammability rating in accordance with UL 94		V0		
Certification data				
Note	More detailed information on the approval data can be found on our website.			



## COMBICON terminals XL up to 35 mm<sup>2</sup> (2 AWG)

### Printed circuit board terminal, Screw connection with tension sleeve, Pitch: 10.16 mm

MKDS 10 HV, Zigzag pinning W

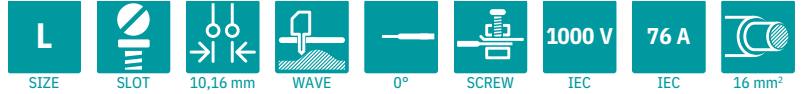


Dimensions	[mm]
Solder pin length [P]	5
Length [l]	18.7
Height [h]	35.8
Installed height	30.8



#### Ordering data

No. of pos.	Type	Item No.	Pcs./ Pkt.	Width w [mm]
2	MKDS 10 HV/ 2-ZB-10,16	1709681	50	20.32
3	MKDS 10 HV/ 3-ZB-10,16	1709694	50	30.48
4	MKDS 10 HV/ 4-ZB-10,16	1709704	50	40.64
5	MKDS 10 HV/ 5-ZB-10,16	1709717	50	50.8
6	MKDS 10 HV/ 6-ZB-10,16	1709720	50	60.96
7	MKDS 10 HV/ 7-ZB-10,16	1709733	50	71.12
8	MKDS 10 HV/ 8-ZB-10,16	1709746	50	81.28
9	MKDS 10 HV/ 9-ZB-10,16	1709759	50	91.44
10	MKDS 10 HV/10-ZB-10,16	1709762	50	101.6
11	MKDS 10 HV/11-ZB-10,16	1709775	50	111.76
12	MKDS 10 HV/12-ZB-10,16	1709788	50	121.92

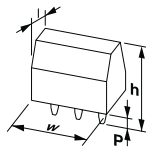


#### Technical data

Product Line		COMBICON Terminals L		
Connection capacity				
rigid / flexible	[mm <sup>2</sup> ]	0.5 - 16 / 0.5 - 16		
Flexible with ferrules without plastic sleeve	[mm <sup>2</sup> ]	0.5 - 16		
Flexible with ferrules with plastic sleeve	[mm <sup>2</sup> ]	0.5 - 16		
2 conductors with same cross section solid / stranded	[mm <sup>2</sup> ]	0.5 - 6 / 0.5 - 6		
2 conductors with same cross section, stranded, with ferrule without plastic sleeve	[mm <sup>2</sup> ]	0.5 - 4		
Conductor cross section AWG/kcmil		20 - 6		
Stripping length	[mm]	- 10		
Tightening torque	[Nm]	1.2 - 1.5 Nm		
Electrical parameters				
rated current / nominal cross section	[A] / [mm <sup>2</sup> ]	76 / 16		
Surge voltage category/degree of pollution		III/3	III / 2	II / 2
Rated insulation voltage	[V]	800	1000	1000
Rated surge voltage	[kV]	8	8	8
General data				
Type of insulation material / insulation material group		PA / I		
Flammability rating in accordance with UL 94		V0		
Certification data				
Note		More detailed information on the approval data can be found on our website.		

### Printed circuit board terminal, Screw connection with tension sleeve, Pitch: 10.16 mm

MKDSP 10N, Linear pinning



Dimensions	[mm]
Solder pin length [P]	5
Length [l]	18.4
Height [h]	34.3
Installed height	29.3



#### Ordering data

No. of pos.	Type	Item No.	Pcs./ Pkt.	Width w [mm]
2	MKDSP 10N/ 2-10,16	1773976	50	20.32
3	MKDSP 10N/ 3-10,16	1774137	50	30.48

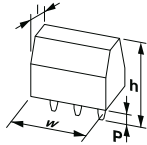


#### Technical data

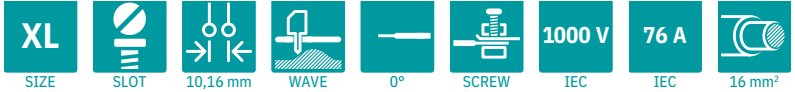
Product Line		COMBICON Terminals L		
Connection capacity				
rigid / flexible	[mm <sup>2</sup> ]	0.5 - 16 / 0.5 - 16		
Flexible with ferrules without plastic sleeve	[mm <sup>2</sup> ]	0.5 - 16		
Flexible with ferrules with plastic sleeve	[mm <sup>2</sup> ]	0.5 - 16		
2 conductors with same cross section solid / stranded	[mm <sup>2</sup> ]	0.5 - 4 / 0.5 - 4		
2 conductors with same cross section, stranded, with ferrule without plastic sleeve	[mm <sup>2</sup> ]	0.5 - 2.5		
Conductor cross section AWG/kcmil		20 - 6		
Stripping length	[mm]	- 10		
Tightening torque	[Nm]	1.2 - 1.5 Nm		
Electrical parameters				
rated current / nominal cross section	[A] / [mm <sup>2</sup> ]	76 / 16		
Surge voltage category/degree of pollution		III/3	III / 2	II / 2
Rated insulation voltage	[V]	690	1000	1000
Rated surge voltage	[kV]	8	8	6
General data				
Type of insulation material / insulation material group		PA / I		
Flammability rating in accordance with UL 94		V0		
Certification data				
Note		More detailed information on the approval data can be found on our website.		

**Printed circuit board terminal, Screw connection with tension sleeve, Pitch: 10.16 mm**

TDPT 16/...-SC, Zigzag pinning W



Dimensions	[mm]
Solder pin length [P]	3.5
Length [l]	31.9
Height [h]	34.7
Installed height	31.2



**Ordering data**

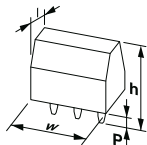
No. of pos.	Type	Item No.	Pcs./ Pkt.	Width w [mm]
2	TDPT 16/ 2-SC-10,16-ZB	1017526	50	21.34
3	TDPT 16/ 3-SC-10,16-ZB	1017527	50	31.5
4	TDPT 16/ 4-SC-10,16-ZB	1017528	50	41.66
5	TDPT 16/ 5-SC-10,16-ZB	1017529	50	51.82
6	TDPT 16/ 6-SC-10,16-ZB	1017530	50	61.98

**Technical data**

Product Line		COMBICON Terminals XL		
<b>Connection capacity</b>				
rigid / flexible	[mm <sup>2</sup> ]	0.75 - 16 / 0.75 - 16		
Flexible with ferrules without plastic sleeve	[mm <sup>2</sup> ]	0.75 - 16		
Flexible with ferrules with plastic sleeve	[mm <sup>2</sup> ]	0.75 - 16		
2 conductors with same cross section solid / stranded	[mm <sup>2</sup> ]	0.5 - 6 / 0.5 - 6		
<b>Conductor cross section AWG/kcmil</b>				
		20 - 6		
Stripping length	[mm]	- 18		
Tightening torque	[Nm]	1.4 - 1.7 Nm		
<b>Electrical parameters</b>				
rated current / nominal cross section	[A] / [mm <sup>2</sup> ]	76 / 16		
Surge voltage category/degree of pollution		III/3	III / 2	II / 2
Rated insulation voltage	[V]	800	1000	1000
Rated surge voltage	[kV]	8	8	6
<b>General data</b>				
Type of insulation material / insulation material group		PA / I		
Flammability rating in accordance with UL 94		V0		
<b>Certification data</b>				
Note	More detailed information on the approval data can be found on our website.			

**Printed circuit board terminal, Screw connection with tension sleeve, Pitch: 12.7 mm**

MKDSP 10HV, Linear pinning



Dimensions	[mm]
Solder pin length [P]	5
Length [l]	22
Height [h]	35.8
Installed height	30.8



**Ordering data**

No. of pos.	Type	Item No.	Pcs./ Pkt.	Width w [mm]
2	MKDSP 10HV/ 2-12,7	1929533	50	22.86
3	MKDSP 10HV/ 3-12,7	1929546	50	35.56

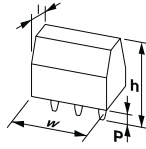
**Technical data**

Product Line		COMBICON Terminals L		
<b>Connection capacity</b>				
rigid / flexible	[mm <sup>2</sup> ]	0.5 - 16 / 0.5 - 16		
Flexible with ferrules without plastic sleeve	[mm <sup>2</sup> ]	0.5 - 16		
Flexible with ferrules with plastic sleeve	[mm <sup>2</sup> ]	0.5 - 16		
2 conductors with same cross section solid / stranded	[mm <sup>2</sup> ]	0.5 - 4 / 0.5 - 4		
2 conductors with same cross section, stranded, with ferrule without plastic sleeve	[mm <sup>2</sup> ]	0.5 - 2.5		
<b>Conductor cross section AWG/kcmil</b>				
		20 - 6		
Stripping length	[mm]	- 10		
Tightening torque	[Nm]	1.2 - 1.5 Nm		
<b>Electrical parameters</b>				
rated current / nominal cross section	[A] / [mm <sup>2</sup> ]	76 / 16		
Surge voltage category/degree of pollution		III/3	III / 2	II / 2
Rated insulation voltage	[V]	1000	1000	1000
Rated surge voltage	[kV]	8	8	6
<b>General data</b>				
Type of insulation material / insulation material group		PA / I		
Flammability rating in accordance with UL 94		V0		
<b>Certification data</b>				
Note	More detailed information on the approval data can be found on our website.			

## COMBICON terminals XL up to 35 mm<sup>2</sup> (2 AWG)

### Printed circuit board terminal, Push-in spring connection, Pitch: 10 mm

SPT 16/..-H, Zigzag pinning W



Dimensions	[mm]
Solder pin length [P]	4
Length [l]	29
Height [h]	34
Installed height	30

UL US

#### Ordering data

No. of pos.	Type	Item No.	Pcs./ Pkt.	Width w [mm]
2	SPT 16/ 2-H-10,0-ZB	1735781	50	21.8
3	SPT 16/ 3-H-10,0-ZB	1735794	50	31.8
4	SPT 16/ 4-H-10,0-ZB	1735804	50	41.8
5	SPT 16/ 5-H-10,0-ZB	1735817	50	51.8
6	SPT 16/ 6-H-10,0-ZB	1735820	50	61.8
7	SPT 16/ 7-H-10,0-ZB	1735833	50	71.8
8	SPT 16/ 8-H-10,0-ZB	1735846	50	81.8
9	SPT 16/ 9-H-10,0-ZB	1735859	50	91.8



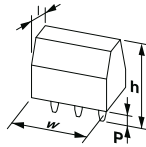
#### Technical data

Product Line		COMBICON Terminals XL		
Connection capacity				
rigid / flexible	[mm <sup>2</sup> ]	0.75 - 16 / 0.75 - 16		
Flexible with ferrules without plastic sleeve	[mm <sup>2</sup> ]	0.75 - 16		
Flexible with ferrules with plastic sleeve	[mm <sup>2</sup> ]	0.75 - 10		
Conductor cross section AWG/kcmil		20 - 4		
Stripping length	[mm]	- 18		
Electrical parameters				
rated current / nominal cross section	[A] / [mm <sup>2</sup> ]	76 / 16		
Surge voltage category/degree of pollution				
Rated insulation voltage	[V]	1000	1000	1000
Rated surge voltage	[kV]	8	8	6
General data				
Type of insulation material / insulation material group				
Flammability rating in accordance with UL 94				
Certification data				
Note				

More detailed information on the approval data can be found on our website.

### Printed circuit board terminal, Push-in spring connection, Pitch: 10 mm

SPT 16/..-H, Linear pinning

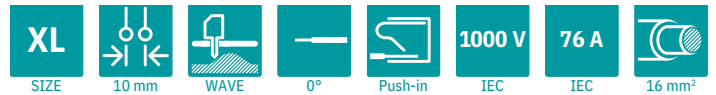


Dimensions	[mm]
Solder pin length [P]	4
Length [l]	29
Height [h]	34
Installed height	30

UL US

#### Ordering data

No. of pos.	Type	Item No.	Pcs./ Pkt.	Width w [mm]
1	SPT 16/ 1-H-10,0	1735778	50	11.8



#### Technical data

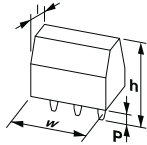
Product Line		COMBICON Terminals XL		
Connection capacity				
rigid / flexible	[mm <sup>2</sup> ]	0.75 - 16 / 0.75 - 16		
Flexible with ferrules without plastic sleeve	[mm <sup>2</sup> ]	0.75 - 16		
Flexible with ferrules with plastic sleeve	[mm <sup>2</sup> ]	0.75 - 10		
Conductor cross section AWG/kcmil		20 - 4		
Stripping length	[mm]	- 18		
Electrical parameters				
rated current / nominal cross section	[A] / [mm <sup>2</sup> ]	76 / 16		
Surge voltage category/degree of pollution				
Rated insulation voltage	[V]	1000	1000	1000
Rated surge voltage	[kV]	8	8	6
General data				
Type of insulation material / insulation material group				
Flammability rating in accordance with UL 94				
Certification data				
Note				

More detailed information on the approval data can be found on our website.



Printed circuit board terminal, Push-in spring connection, Pitch: 10 mm

SPT 16/..-V, Zigzag pinning W



Dimensions	[mm]
Solder pin length [P]	4.1
Length [l]	24.7
Height [h]	35.4
Installed height	31.3



Ordering data

No. of pos.	Type	Item No.	Pcs./ Pkt.	Width w [mm]
2	SPT 16/ 2-V-10,0-ZB	1735875	50	21.8
3	SPT 16/ 3-V-10,0-ZB	1735888	50	31.8
4	SPT 16/ 4-V-10,0-ZB	1735891	50	41.8
5	SPT 16/ 5-V-10,0-ZB	1735901	50	51.8
6	SPT 16/ 6-V-10,0-ZB	1735914	50	61.8
7	SPT 16/ 7-V-10,0-ZB	1735927	50	71.8
8	SPT 16/ 8-V-10,0-ZB	1735930	50	81.8
9	SPT 16/ 9-V-10,0-ZB	1735943	50	91.8

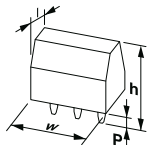


Technical data

Product Line		COMBICON Terminals XL		
Connection capacity				
rigid / flexible	[mm <sup>2</sup> ]	0.75 - 16 / 0.75 - 16		
Flexible with ferrules without plastic sleeve	[mm <sup>2</sup> ]	0.75 - 16		
Flexible with ferrules with plastic sleeve	[mm <sup>2</sup> ]	0.75 - 10		
Conductor cross section AWG/kcmil		20 - 4		
Stripping length	[mm]	- 18		
Electrical parameters				
rated current / nominal cross section	[A] / [mm <sup>2</sup> ]	76 / 16		
Surge voltage category/degree of pollution		III/3	III / 2	II / 2
Rated insulation voltage	[V]	1000	1000	1000
Rated surge voltage	[kV]	8	8	6
General data				
Type of insulation material / insulation material group		PA / I		
Flammability rating in accordance with UL 94		V0		
Certification data				
Note		More detailed information on the approval data can be found on our website.		

Printed circuit board terminal, Push-in spring connection, Pitch: 10 mm

SPT 16/..-V, Linear pinning

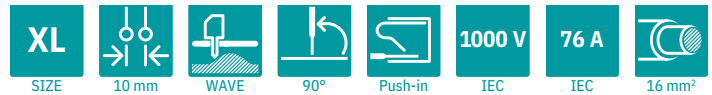


Dimensions	[mm]
Solder pin length [P]	4.1
Length [l]	24.7
Height [h]	35.4
Installed height	31.3



Ordering data

No. of pos.	Type	Item No.	Pcs./ Pkt.	Width w [mm]
1	SPT 16/ 1-V-10,0	1735862	50	11.8



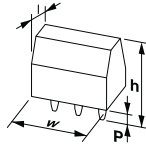
Technical data

Product Line		COMBICON Terminals XL		
Connection capacity				
rigid / flexible	[mm <sup>2</sup> ]	0.75 - 16 / 0.75 - 16		
Flexible with ferrules without plastic sleeve	[mm <sup>2</sup> ]	0.75 - 16		
Flexible with ferrules with plastic sleeve	[mm <sup>2</sup> ]	0.75 - 10		
Conductor cross section AWG/kcmil		20 - 4		
Stripping length	[mm]	- 18		
Electrical parameters				
rated current / nominal cross section	[A] / [mm <sup>2</sup> ]	76 / 16		
Surge voltage category/degree of pollution		III/3	III / 2	II / 2
Rated insulation voltage	[V]	1000	1000	1000
Rated surge voltage	[kV]	8	8	6
General data				
Type of insulation material / insulation material group		PA / I		
Flammability rating in accordance with UL 94		V0		
Certification data				
Note		More detailed information on the approval data can be found on our website.		

## COMBICON terminals XL up to 35 mm<sup>2</sup> (2 AWG)

### Printed circuit board terminal, Push-in spring connection, Pitch: 10 mm

SPTA 16/, Zigzag pinning W

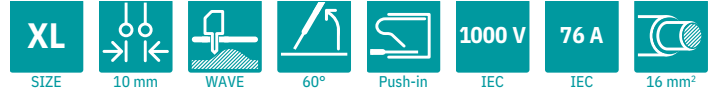


Dimensions	[mm]
Solder pin length [P]	4.1
Length [l]	32.7
Height [h]	42.2
Installed height	38.1



#### Ordering data

No. of pos.	Type	Item No.	Pcs./ Pkt.	Width w [mm]
2	SPTA 16/ 2-10,0-ZB	1819202	50	20
3	SPTA 16/ 3-10,0-ZB	1819215	50	30
4	SPTA 16/ 4-10,0-ZB	1819228	50	40
5	SPTA 16/ 5-10,0-ZB	1819231	50	50
6	SPTA 16/ 6-10,0-ZB	1819244	50	60
7	SPTA 16/ 7-10,0-ZB	1819257	50	70
8	SPTA 16/ 8-10,0-ZB	1819260	50	80
9	SPTA 16/ 9-10,0-ZB	1819273	50	90



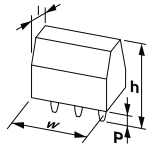
#### Technical data

Product Line		COMBICON Terminals XL		
Connection capacity				
rigid / flexible	[mm <sup>2</sup> ]	0.75 - 10 / 0.75 - 16		
Flexible with ferrules without plastic sleeve	[mm <sup>2</sup> ]	0.75 - 16		
Flexible with ferrules with plastic sleeve	[mm <sup>2</sup> ]	0.75 - 10		
Conductor cross section AWG/kcmil		18 - 4		
Stripping length	[mm]	- 18		
Electrical parameters				
rated current / nominal cross section	[A] / [mm <sup>2</sup> ]	76 / 16		
Surge voltage category/degree of pollution				
Rated insulation voltage	[V]	1000	1000	1000
Rated surge voltage	[kV]	8	8	6
General data				
Type of insulation material / insulation material group				
Flammability rating in accordance with UL 94				
Certification data				
Note				

More detailed information on the approval data can be found on our website.

### Printed circuit board terminal, Push-in spring connection, Pitch: 10.16 mm

TDPT 16/...-SP, Zigzag pinning W

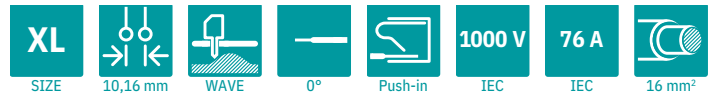


Dimensions	[mm]
Solder pin length [P]	3.5
Length [l]	31.9
Height [h]	34.7
Installed height	31.2



#### Ordering data

No. of pos.	Type	Item No.	Pcs./ Pkt.	Width w [mm]
2	TDPT 16/ 2-SP-10,16-ZB	1017531	50	17.74
3	TDPT 16/ 3-SP-10,16-ZB	1017532	50	27.9
4	TDPT 16/ 4-SP-10,16-ZB	1017533	50	38.06
5	TDPT 16/ 5-SP-10,16-ZB	1017534	50	48.22
6	TDPT 16/ 6-SP-10,16-ZB	1017535	50	58.38



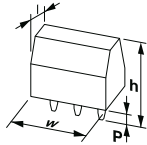
#### Technical data

Product Line		COMBICON Terminals XL		
Connection capacity				
rigid / flexible	[mm <sup>2</sup> ]	0.75 - 16 / 0.75 - 16		
Flexible with ferrules without plastic sleeve	[mm <sup>2</sup> ]	0.75 - 16		
Flexible with ferrules with plastic sleeve	[mm <sup>2</sup> ]	0.75 - 16		
Conductor cross section AWG/kcmil		20 - 6		
Stripping length	[mm]	- 18		
Electrical parameters				
rated current / nominal cross section	[A] / [mm <sup>2</sup> ]	76 / 16		
Surge voltage category/degree of pollution				
Rated insulation voltage	[V]	800	1000	1000
Rated surge voltage	[kV]	8	8	6
General data				
Type of insulation material / insulation material group				
Flammability rating in accordance with UL 94				
Certification data				
Note				

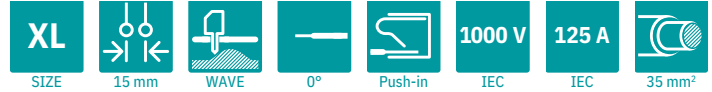
More detailed information on the approval data can be found on our website.

Printed circuit board terminal, Push-in spring connection, Pitch: 15 mm

SPT 35/...-H, Linear pinning



Dimensions	[mm]
Solder pin length [P]	5.9
Length [l]	38.3
Height [h]	41.1
Installed height	35.2

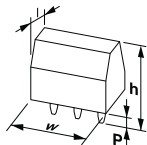


Technical data			
Product Line	COMBICON Terminals XL		
Connection capacity			
rigid / flexible	[mm <sup>2</sup> ]	1.5 - 35 / 1.5 - 35	
Flexible with ferrules without plastic sleeve	[mm <sup>2</sup> ]	1.5 - 35	
Flexible with ferrules with plastic sleeve	[mm <sup>2</sup> ]	1.5 - 35	
Conductor cross section AWG/kcmil		-	
Stripping length	[mm]	- 25	
Electrical parameters			
rated current / nominal cross section	[A] / [mm <sup>2</sup> ]	125 / 35	
Surge voltage category/degree of pollution		III/3	III / 2
Rated insulation voltage	[V]	1000	1000
Rated surge voltage	[kV]	8	8
General data			
Type of insulation material / insulation material group	PA / I		
Flammability rating in accordance with UL 94	V0		

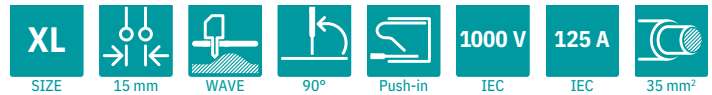
Ordering data				
No. of pos.	Type	Item No.	Pcs./ Pkt.	Width w [mm]
2	SPT 35/ 2-H-15,00	1587110	1	35.2
3	SPT 35/ 3-H-15,00	1587112	1	47.75
4	SPT 35/ 4-H-15,00	1587113	1	62.75
5	SPT 35/ 5-H-15,00	1587114	1	77.75

Printed circuit board terminal, Push-in spring connection, Pitch: 15 mm

SPT 35/...-V, Linear pinning



Dimensions	[mm]
Solder pin length [P]	5.9
Length [l]	35.2
Height [h]	44.2
Installed height	38.3



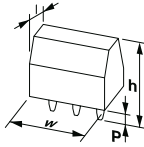
Technical data			
Product Line	COMBICON Terminals XL		
Connection capacity			
rigid / flexible	[mm <sup>2</sup> ]	1.5 - 16 / 1.5 - 35	
Flexible with ferrules without plastic sleeve	[mm <sup>2</sup> ]	1.5 - 35	
Flexible with ferrules with plastic sleeve	[mm <sup>2</sup> ]	1.5 - 35	
Conductor cross section AWG/kcmil		-	
Stripping length	[mm]	- 25	
Electrical parameters			
rated current / nominal cross section	[A] / [mm <sup>2</sup> ]	125 / 35	
Surge voltage category/degree of pollution		III/3	III / 2
Rated insulation voltage	[V]	1000	1000
Rated surge voltage	[kV]	8	8
General data			
Type of insulation material / insulation material group	PA / I		
Flammability rating in accordance with UL 94	V0		
Certification data			
Note	More detailed information on the approval data can be found on our website.		

Ordering data				
No. of pos.	Type	Item No.	Pcs./ Pkt.	Width w [mm]
2	SPT 35/ 2-V-15,00	1845344	20	35.2

## COMBICON terminals XL up to 35 mm<sup>2</sup> (2 AWG)

### Printed circuit board terminal, Lever Push-in connection, Pitch: 10 mm

LPT 16/, Linear pinning



Dimensions	[mm]
Solder pin length [P]	3.6
Length [l]	32
Height [h]	39.6
Installed height	36



#### Ordering data

No. of pos.	Type	Item No.	Pcs./ Pkt.	Width w [mm]
1	LPT 16/ 1-10,0	1119809	25	11.9

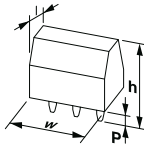


#### Technical data

Product Line		COMBICON Terminals XL		
Connection capacity				
rigid / flexible	[mm <sup>2</sup> ]	0.75 - 16 / 0.75 - 25		
Flexible with ferrules without plastic sleeve	[mm <sup>2</sup> ]	0.75 - 16		
Flexible with ferrules with plastic sleeve	[mm <sup>2</sup> ]	0.75 - 16		
Conductor cross section AWG/kcmil		18 - 4		
Stripping length	[mm]	18 - 20		
Electrical parameters				
rated current / nominal cross section	[A] / [mm <sup>2</sup> ]	76 / 16		
Surge voltage category/degree of pollution		III/3	III / 2	II / 2
Rated insulation voltage	[V]	-	-	-
Rated surge voltage	[kV]	-	-	-
General data				
Type of insulation material / insulation material group		PA / I		
Flammability rating in accordance with UL 94		V0		
Certification data				
Note		More detailed information on the approval data can be found on our website.		

### Printed circuit board terminal, Lever Push-in connection, Pitch: 10 mm

LPT 16/, Zigzag pinning W



Dimensions	[mm]
Solder pin length [P]	3.6
Length [l]	32
Height [h]	39.6
Installed height	36



#### Ordering data

No. of pos.	Type	Item No.	Pcs./ Pkt.	Width w [mm]
2	LPT 16/ 2-10,0-ZB	1119810	25	21.9
3	LPT 16/ 3-10,0-ZB	1119811	25	31.9
4	LPT 16/ 4-10,0-ZB	1119812	25	41.9
5	LPT 16/ 5-10,0-ZB	1119814	25	51.9
6	LPT 16/ 6-10,0-ZB	1119815	10	61.9
7	LPT 16/ 7-10,0-ZB	1119816	10	71.9
8	LPT 16/ 8-10,0-ZB	1119817	10	81.9

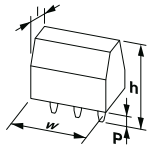


#### Technical data

Product Line		COMBICON Terminals XL		
Connection capacity				
rigid / flexible	[mm <sup>2</sup> ]	0.75 - 16 / 0.75 - 25		
Flexible with ferrules without plastic sleeve	[mm <sup>2</sup> ]	0.75 - 16		
Flexible with ferrules with plastic sleeve	[mm <sup>2</sup> ]	0.75 - 16		
Conductor cross section AWG/kcmil		18 - 4		
Stripping length	[mm]	18 - 20		
Electrical parameters				
rated current / nominal cross section	[A] / [mm <sup>2</sup> ]	76 / 16		
Surge voltage category/degree of pollution		III/3	III / 2	II / 2
Rated insulation voltage	[V]	1000	1000	1000
Rated surge voltage	[kV]	8	8	6
General data				
Type of insulation material / insulation material group		PA / I		
Flammability rating in accordance with UL 94		V0		
Certification data				
Note		More detailed information on the approval data can be found on our website.		

Printed circuit board terminal, Lever Push-in connection, Pitch: 15 mm

LPT 16/, Zigzag pinning W



Dimensions	[mm]
Solder pin length [P]	3.6
Length [l]	32
Height [h]	39.6
Installed height	36



Ordering data

No. of pos.	Type	Item No.	Pcs./ Pkt.	Width w [mm]
2	LPT 16/ 2-15,0-ZB	1119818	25	26.9
3	LPT 16/ 3-15,0-ZB	1119819	25	41.9
4	LPT 16/ 4-15,0-ZB	1119820	25	56.9
5	LPT 16/ 5-15,0-ZB	1119821	25	71.9

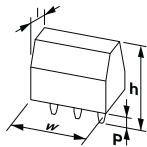
<b>XL</b> SIZE	 15 mm	 WAVE	 0°	 LEVER	 1000 V IEC	 76 A IEC	 16 mm <sup>2</sup>
-------------------	-----------	----------	--------	-----------	-------------------	-----------------	------------------------

Technical data

Product Line		COMBICON Terminals XL		
Connection capacity				
rigid / flexible	[mm <sup>2</sup> ]	0.75 - 16 / 0.75 - 25		
Flexible with ferrules without plastic sleeve	[mm <sup>2</sup> ]	0.75 - 16		
Flexible with ferrules with plastic sleeve	[mm <sup>2</sup> ]	0.75 - 16		
Conductor cross section AWG/kcmil		18 - 4		
Stripping length	[mm]	18 - 20		
Electrical parameters				
rated current / nominal cross section	[A] / [mm <sup>2</sup> ]	76 / 16		
Surge voltage category/degree of pollution		III/3	III / 2	II / 2
Rated insulation voltage	[V]	1000	1000	1000
Rated surge voltage	[kV]	8	8	6
General data				
Type of insulation material / insulation material group		PA / I		
Flammability rating in accordance with UL 94		V0		
Certification data				
Note		More detailed information on the approval data can be found on our website.		

Printed circuit board terminal, Lever Push-in connection, Pitch: 10 mm

LPTA 16/, Linear pinning



Dimensions	[mm]
Solder pin length [P]	3.6
Length [l]	37.4
Height [h]	45.8
Installed height	42



Ordering data

No. of pos.	Type	Item No.	Pcs./ Pkt.	Width w [mm]
1	LPTA 16/ 1-10,0	1333816	25	11.9

<b>XL</b> SIZE	 10 mm	 WAVE	 30°	 LEVER	 76 A IEC	 16 mm <sup>2</sup>
-------------------	-----------	----------	---------	-----------	-----------------	------------------------

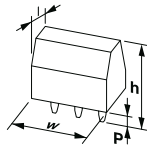
Technical data

Product Line		COMBICON Terminals XL		
Connection capacity				
rigid / flexible	[mm <sup>2</sup> ]	0.75 - 16 / 0.75 - 25		
Flexible with ferrules without plastic sleeve	[mm <sup>2</sup> ]	0.75 - 16		
Flexible with ferrules with plastic sleeve	[mm <sup>2</sup> ]	0.75 - 10		
Conductor cross section AWG/kcmil		18 - 4		
Stripping length	[mm]	18 - 20		
Electrical parameters				
rated current / nominal cross section	[A] / [mm <sup>2</sup> ]	76 / 16		
Surge voltage category/degree of pollution		III/3	III / 2	II / 2
Rated insulation voltage	[V]	-	-	-
Rated surge voltage	[kV]	-	-	-
General data				
Type of insulation material / insulation material group		PA / I		
Flammability rating in accordance with UL 94		V0		
Certification data				
Note		More detailed information on the approval data can be found on our website.		

## COMBICON terminals XL up to 35 mm<sup>2</sup> (2 AWG)

### Printed circuit board terminal, Lever Push-in connection, Pitch: 10 mm

LPTA 16/, Zigzag pinning W



Dimensions	[mm]
Solder pin length [P]	3.6
Length [l]	37.4
Height [h]	45.8
Installed height	42



#### Ordering data

No. of pos.	Type	Item No.	Pcs./ Pkt.	Width w [mm]
2	LPTA 16/ 2-10,0-ZB	1333817	25	21.9
3	LPTA 16/ 3-10,0-ZB	1333818	25	31.9
4	LPTA 16/ 4-10,0-ZB	1333821	25	41.9
5	LPTA 16/ 5-10,0-ZB	1333822	25	51.9
6	LPTA 16/ 6-10,0-ZB	1333823	10	61.9
7	LPTA 16/ 7-10,0-ZB	1333826	10	71.9
8	LPTA 16/ 8-10,0-ZB	1333827	10	81.9

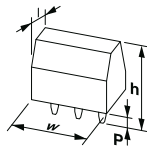


#### Technical data

Product Line		COMBICON Terminals XL		
Connection capacity				
rigid / flexible	[mm <sup>2</sup> ]	0.75 - 16 / 0.75 - 25		
Flexible with ferrules without plastic sleeve	[mm <sup>2</sup> ]	0.75 - 16		
Flexible with ferrules with plastic sleeve	[mm <sup>2</sup> ]	0.75 - 10		
Conductor cross section AWG/kcmil		18 - 4		
Stripping length	[mm]	18 - 20		
Electrical parameters				
rated current / nominal cross section	[A] / [mm <sup>2</sup> ]	76 / 16		
Surge voltage category/degree of pollution		III/3	III / 2	II / 2
Rated insulation voltage	[V]	1000	1000	1000
Rated surge voltage	[kV]	8	8	6
General data				
Type of insulation material / insulation material group		PA / I		
Flammability rating in accordance with UL 94		V0		
Certification data				
Note		More detailed information on the approval data can be found on our website.		

### Printed circuit board terminal, Lever Push-in connection, Pitch: 15 mm

LPTA 16/, Zigzag pinning W



Dimensions	[mm]
Solder pin length [P]	3.6
Length [l]	37.4
Height [h]	45.8
Installed height	42



#### Ordering data

No. of pos.	Type	Item No.	Pcs./ Pkt.	Width w [mm]
2	LPTA 16/ 2-15,0-ZB	1333870	25	26.9
3	LPTA 16/ 3-15,0-ZB	1333871	25	41.5
4	LPTA 16/ 4-15,0-ZB	1333872	25	56.9
5	LPTA 16/ 5-15,0-ZB	1333873	25	71.9

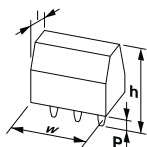


#### Technical data

Product Line		COMBICON Terminals XL		
Connection capacity				
rigid / flexible	[mm <sup>2</sup> ]	0.75 - 16 / 0.75 - 25		
Flexible with ferrules without plastic sleeve	[mm <sup>2</sup> ]	0.75 - 16		
Flexible with ferrules with plastic sleeve	[mm <sup>2</sup> ]	0.75 - 10		
Conductor cross section AWG/kcmil		18 - 4		
Stripping length	[mm]	18 - 20		
Electrical parameters				
rated current / nominal cross section	[A] / [mm <sup>2</sup> ]	76 / 16		
Surge voltage category/degree of pollution		III/3	III / 2	II / 2
Rated insulation voltage	[V]	1000	1000	1000
Rated surge voltage	[kV]	8	8	6
General data				
Type of insulation material / insulation material group		PA / I		
Flammability rating in accordance with UL 94		V0		
Certification data				
Note		More detailed information on the approval data can be found on our website.		

**Printed circuit board terminal, Spring-cage connection, Pitch: 10 mm**

ZFKDS(A) 10, Linear pinning



Dimensions	[mm]
Solder pin length [P]	6.5
Length [l]	33.4
Height [h]	33.5
Installed height	27


**Ordering data**

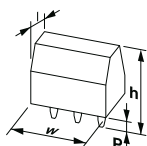
No. of pos.	Type	Item No.	Pcs./ Pkt.	Width w [mm]
1	ZFKDS 10-10,00	1986628	50	15
1	ZFKDSA 10-11,7	1987054	50	11.7


**Technical data**

Product Line		COMBICON Terminals L		
Connection capacity				
rigid / flexible	[mm <sup>2</sup> ]	0.2 - 16 / 0.2 - 16		
Flexible with ferrules without plastic sleeve	[mm <sup>2</sup> ]	0.25 - 10		
Flexible with ferrules with plastic sleeve	[mm <sup>2</sup> ]	0.25 - 10		
Conductor cross section AWG/kcmil		24 - 6		
Stripping length	[mm]	- 12		
Electrical parameters				
rated current / nominal cross section	[A] / [mm <sup>2</sup> ]	76 / 10		
Surge voltage category/degree of pollution		III/3	III / 2	II / 2
Rated insulation voltage	[V]	320	400	800
Rated surge voltage	[kV]	4	4	4
General data				
Type of insulation material / insulation material group		PA / I		
Flammability rating in accordance with UL 94		V0		
Certification data				
Note		More detailed information on the approval data can be found on our website.		

**Printed circuit board terminal, Spring-cage connection, Pitch: 15 mm**

ZFKDS(A) 10, Linear pinning



Dimensions	[mm]
Solder pin length [P]	6.5
Length [l]	33.4
Height [h]	33.5
Installed height	27


**Ordering data**

No. of pos.	Type	Item No.	Pcs./ Pkt.	Width w [mm]
1	ZFKDS 10-15,00	1986631	50	16.7
2	ZFKDSA 10-15,00- 2	1739295	50	30
4	ZFKDSA 10-15,00- 4	1709303	50	61.7
1	ZFKDSA 10-16,7	1987067	50	16.7

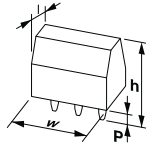

**Technical data**

Product Line		COMBICON Terminals L		
Connection capacity				
rigid / flexible	[mm <sup>2</sup> ]	0.2 - 16 / 0.2 - 16		
Flexible with ferrules without plastic sleeve	[mm <sup>2</sup> ]	0.25 - 10		
Flexible with ferrules with plastic sleeve	[mm <sup>2</sup> ]	0.25 - 10		
Conductor cross section AWG/kcmil		24 - 6		
Stripping length	[mm]	- 12		
Electrical parameters				
rated current / nominal cross section	[A] / [mm <sup>2</sup> ]	76 / 10		
Surge voltage category/degree of pollution		III/3	III / 2	II / 2
Rated insulation voltage	[V]	1000	1000	1000
Rated surge voltage	[kV]	8	8	8
General data				
Type of insulation material / insulation material group		PA / I		
Flammability rating in accordance with UL 94		V0		
Certification data				
Note		More detailed information on the approval data can be found on our website.		

## COMBICON terminals XXL up to 95 mm<sup>2</sup> (3/0 AWG)

### Printed circuit board terminal, Screw connection with tension sleeve, Pitch: 17.5 mm

MKDSP 50, Linear pinning

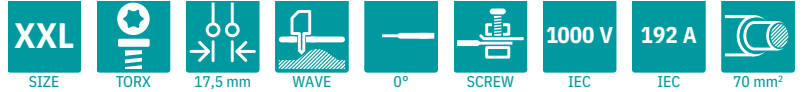


Dimensions	[mm]
Solder pin length [P]	4
Length [l]	32
Height [h]	59
Installed height	55



#### Ordering data

No. of pos.	Type	Item No.	Pcs./ Pkt.	Width w [mm]
2	MKDSP 50/ 2-17,5	1856126	10	37.5
3	MKDSP 50/ 3-17,5	1856139	10	55
4	MKDSP 50/ 4-17,5	1856142	10	72.5
5	MKDSP 50/ 5-17,5	1856155	10	90

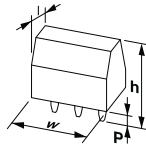


#### Technical data

Product Line		COMBICON Terminals XXL		
Connection capacity				
rigid / flexible	[mm <sup>2</sup> ]	1.5 - 70 / 1.5 - 70		
Flexible with ferrules without plastic sleeve	[mm <sup>2</sup> ]	1.5 - 50		
Flexible with ferrules with plastic sleeve	[mm <sup>2</sup> ]	1.5 - 50		
2 conductors with same cross section solid / stranded	[mm <sup>2</sup> ]	1.5 - 16 / 1.5 - 25		
Conductor cross section AWG/kcmil		16 - 2/0		
Stripping length	[mm]	- 20		
Tightening torque	[Nm]	5.5 Nm		
Electrical parameters				
rated current / nominal cross section	[A] / [mm <sup>2</sup> ]	192 / 70		
Surge voltage category/degree of pollution		III/3	III / 2	II / 2
Rated insulation voltage	[V]	1000	1000	1000
Rated surge voltage	[kV]	8	8	6
General data				
Type of insulation material / insulation material group		PA / I		
Flammability rating in accordance with UL 94		V0		
Certification data				
Note		More detailed information on the approval data can be found on our website.		

### Printed circuit board terminal, Screw connection with tension sleeve, Pitch: 17.5 mm

MKDSP 50/-FL, Linear pinning



Dimensions	[mm]
Solder pin length [P]	4
Length [l]	32
Height [h]	59
Installed height	55



#### Ordering data

No. of pos.	Type	Item No.	Pcs./ Pkt.	Width w [mm]
1	MKDSP 50/ 1-17,5-FL	1856168	10	32.6



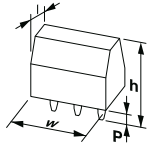
#### Technical data

Product Line		COMBICON Terminals XXL		
Connection capacity				
rigid / flexible	[mm <sup>2</sup> ]	1.5 - 70 / 1.5 - 70		
Flexible with ferrules without plastic sleeve	[mm <sup>2</sup> ]	1.5 - 50		
Flexible with ferrules with plastic sleeve	[mm <sup>2</sup> ]	1.5 - 50		
2 conductors with same cross section solid / stranded	[mm <sup>2</sup> ]	1.5 - 16 / 1.5 - 25		
Conductor cross section AWG/kcmil		16 - 2/0		
Stripping length	[mm]	- 20		
Tightening torque	[Nm]	5.5 Nm		
Electrical parameters				
rated current / nominal cross section	[A] / [mm <sup>2</sup> ]	192 / 70		
Surge voltage category/degree of pollution		III/3	III / 2	II / 2
Rated insulation voltage	[V]	1000	1000	1000
Rated surge voltage	[kV]	8	8	6
General data				
Type of insulation material / insulation material group		PA / I		
Flammability rating in accordance with UL 94		V0		
Certification data				
Note		More detailed information on the approval data can be found on our website.		



**Printed circuit board terminal, Screw connection with tension sleeve, Pitch: 17.5 mm**

MKDSP 50/...-F, Linear pinning




Dimensions	[mm]
Solder pin length [P]	4
Length [l]	32
Height [h]	59
Installed height	55


**Ordering data**

No. of pos.	Type	Item No.	Pcs./ Pkt.	Width w [mm]
2	MKDSP 50/ 2-17,5-F	1856171	10	62.7
3	MKDSP 50/ 3-17,5-F	1856184	10	80.2
4	MKDSP 50/ 4-17,5-F	1856197	10	97.7
5	MKDSP 50/ 5-17,5-F	1856207	10	115.2


**Technical data**

Product Line		COMBICON Terminals XXL		
<b>Connection capacity</b>				
rigid / flexible	[mm <sup>2</sup> ]	1.5 - 70 / 1.5 - 70		
Flexible with ferrules without plastic sleeve	[mm <sup>2</sup> ]	1.5 - 50		
Flexible with ferrules with plastic sleeve	[mm <sup>2</sup> ]	1.5 - 50		
2 conductors with same cross section solid / stranded	[mm <sup>2</sup> ]	1.5 - 16 / 1.5 - 25		
<b>Conductor cross section AWG/kcmil</b>				
		16 - 2/0		
Stripping length	[mm]	- 20		
Tightening torque	[Nm]	5.5 Nm		
<b>Electrical parameters</b>				
rated current / nominal cross section	[A] / [mm <sup>2</sup> ]	192 / 70		
Surge voltage category/degree of pollution		III/3	III / 2	II / 2
Rated insulation voltage	[V]	1000	1000	1000
Rated surge voltage	[kV]	8	8	6
<b>General data</b>				
Type of insulation material / insulation material group		PA / I		
Flammability rating in accordance with UL 94		V0		
<b>Certification data</b>				
Note	More detailed information on the approval data can be found on our website.			



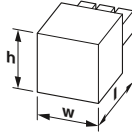

# COMBICON PCB connectors

<b>COMBICON connectors XS up to 0.5 mm<sup>2</sup> (20 AWG)</b>	<b>132</b>
<b>COMBICON connectors S up to 1.5 mm<sup>2</sup> (16 AWG)</b>	<b>160</b>
<b>COMBICON connectors M up to 2.5 mm<sup>2</sup> (14 AWG)</b>	<b>248</b>
<b>COMBICON connectors L up to 4 mm<sup>2</sup> (12 AWG)</b>	<b>396</b>
<b>COMBICON connectors L up to 6 mm<sup>2</sup> (10 AWG)</b>	<b>404</b>
<b>COMBICON connectors L up to 10 mm<sup>2</sup> (8 AWG)</b>	<b>423</b>
<b>COMBICON connectors L up to 16 mm<sup>2</sup> (6 AWG)</b>	<b>435</b>
<b>COMBICON connectors XL up to 35 mm<sup>2</sup> (2 AWG)</b>	<b>458</b>

# COMBICON connectors XS up to 0.5 mm<sup>2</sup> (20 AWG)

## PCB connector, Push-in spring connection, Pitch: 2.54 mm

FMC 0,5/...-ST



Dimensions		[mm]
Length [l]		14
Height [h]		5.35



### Ordering data

No. of pos.	Type	Item No.	Pcs./ Pkt.	Width w [mm]
2	FMC 0,5/ 2-ST-2,54	1821096	200	5.58
3	FMC 0,5/ 3-ST-2,54	1821106	200	8.12
4	FMC 0,5/ 4-ST-2,54	1821119	200	10.66
5	FMC 0,5/ 5-ST-2,54	1821122	200	13.2
6	FMC 0,5/ 6-ST-2,54	1821135	200	15.74
7	FMC 0,5/ 7-ST-2,54	1821148	100	18.28
8	FMC 0,5/ 8-ST-2,54	1821151	100	20.82
9	FMC 0,5/ 9-ST-2,54	1821164	100	23.36
10	FMC 0,5/10-ST-2,54	1821177	100	25.9
11	FMC 0,5/11-ST-2,54	1821180	100	28.44
12	FMC 0,5/12-ST-2,54	1821193	100	30.98
13	FMC 0,5/13-ST-2,54	1821203	100	33.52
14	FMC 0,5/14-ST-2,54	1821216	100	36.06
15	FMC 0,5/15-ST-2,54	1821229	100	38.6
16	FMC 0,5/16-ST-2,54	1821232	100	41.14

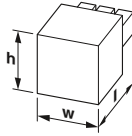


### Technical data

Product Line	COMBICON Connectors XS		
Connection system / type of contact	COMBICON FMC 0,5 / Socket		
Locking	without		
Connection capacity			
rigid / flexible	[mm <sup>2</sup> ]	0.14 - 0.5 / 0.14 - 0.5	
Flexible with ferrules without plastic sleeve	[mm <sup>2</sup> ]	0.25 - 0.34	
Flexible with ferrules with plastic sleeve	[mm <sup>2</sup> ]	0.14 - 0.25	
Conductor cross section AWG/kcmil		26 - 20	
Stripping length	[mm]	7	
Electrical parameters			
rated current / nominal cross section	[A] / [mm <sup>2</sup> ]	6 / 0.5	
Surge voltage category/degree of pollution		III/3	III / 2 II / 2
Rated insulation voltage	[V]	32	160 160
Rated surge voltage	[kV]	2.5	2.5 2.5
General data			
Type of insulation material / insulation material group	LCP / IIIa		
Flammability rating in accordance with UL 94	V0		
Certification data			
Note	More detailed information on the approval data can be found on our website.		

## PCB connector, Crimp connection, Pitch: 2.54 mm

MCC 0,5/...-ST



Dimensions		[mm]
Length [l]		16
Height [h]		3.95



### Ordering data

No. of pos.	Type	Item No.	Pcs./ Pkt.	Width w [mm]
2	MCC 0,5/ 2-ST-2,54	1012266	250	5.58
3	MCC 0,5/ 3-ST-2,54	1012267	250	8.12
4	MCC 0,5/ 4-ST-2,54	1012268	250	10.66
5	MCC 0,5/ 5-ST-2,54	1012269	100	13.2
6	MCC 0,5/ 6-ST-2,54	1012270	100	15.74
7	MCC 0,5/ 7-ST-2,54	1012271	100	18.28
8	MCC 0,5/ 8-ST-2,54	1012272	100	20.82
9	MCC 0,5/ 9-ST-2,54	1012273	100	36.36
10	MCC 0,5/10-ST-2,54	1012274	100	25.9
11	MCC 0,5/11-ST-2,54	1012276	100	28.44
12	MCC 0,5/12-ST-2,54	1012277	100	30.98
13	MCC 0,5/13-ST-2,54	1012278	100	33.52
14	MCC 0,5/14-ST-2,54	1012279	100	36.06
15	MCC 0,5/15-ST-2,54	1012281	100	38.6
16	MCC 0,5/16-ST-2,54	1012282	100	41.14

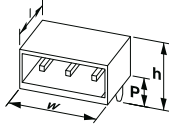


### Technical data

Product Line	COMBICON Connectors XS		
Connection system / type of contact	COMBICON FMC 0,5 / Socket		
Locking	without		
Connection capacity			
rigid / flexible	[mm <sup>2</sup> ]	- / 0.14 - 0.75	
Conductor cross section AWG/kcmil		26 - 18	
Stripping length	[mm]	4.1 - 4.5	
Electrical parameters			
rated current / nominal cross section	[A] / [mm <sup>2</sup> ]	6 / 0.75	
Surge voltage category/degree of pollution		III/3	III / 2 II / 2
Rated insulation voltage	[V]	160	160 320
Rated surge voltage	[kV]	2.5	2.5 2.5
General data			
Type of insulation material / insulation material group	PA / I		
Flammability rating in accordance with UL 94	V0		
Certification data			
Note	More detailed information on the approval data can be found on our website.		

PCB headers, Pitch: 2.54 mm

MC 0,5/...-G-THR, Linear pinning



Dimensions	[mm]
Solder pin length [P]	2
Length [l]	7.1
Height [h]	6.85
Installed height	4.85



Ordering data

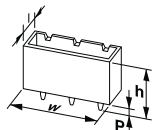
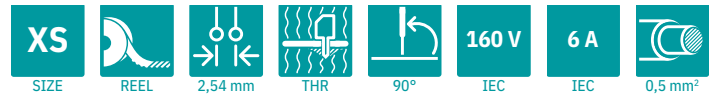
No. of pos.	Type	Item No.	Pcs./ Pkt.	Width w [mm]
2	MC 0,5/ 2-G-2,54 P20 THR R24	1821245	465	9.66
3	MC 0,5/ 3-G-2,54 P20 THR R24	1821258	465	12.2
4	MC 0,5/ 4-G-2,54 P20 THR R24	1821261	465	14.74
5	MC 0,5/ 5-G-2,54 P20 THR R44	1821274	465	17.28
6	MC 0,5/ 6-G-2,54 P20 THR R44	1821287	465	19.82
7	MC 0,5/ 7-G-2,54 P20 THR R44	1821290	465	22.36
8	MC 0,5/ 8-G-2,54 P20 THR R44	1821300	465	24.9
9	MC 0,5/ 9-G-2,54 P20 THR R44	1821313	465	27.44
10	MC 0,5/10-G-2,54 P20 THR R44	1821326	465	29.98
11	MC 0,5/11-G-2,54 P20 THR R56	1821339	465	32.52
12	MC 0,5/12-G-2,54 P20 THR R56	1821342	465	35.06
13	MC 0,5/13-G-2,54 P20 THR R56	1821355	465	37.6
14	MC 0,5/14-G-2,54 P20 THR R56	1821368	465	40.14
15	MC 0,5/15-G-2,54 P20 THR R56	1821371	465	42.68
16	MC 0,5/16-G-2,54 P20 THR R56	1821384	465	45.22

Technical data

Product Line	COMBICON Connectors XS		
Connection system / type of contact	COMBICON FMC 0,5 / Pin		
Locking	without		
Electrical parameters			
rated current / nominal cross section	[A] / [mm <sup>2</sup> ]	6 / 0.5	
Surge voltage category/degree of pollution		III/3	II / 2
Rated insulation voltage	[V]	32	160
Rated surge voltage	[kV]	2.5	2.5
General data			
Type of insulation material / insulation material group	LCP / IIIa		
Flammability rating in accordance with UL 94	V0		
Certification data			
Note	More detailed information on the approval data can be found on our website.		

PCB headers, Pitch: 2.54 mm

MCV 0,5/...-G-THR, Linear pinning



Dimensions	[mm]
Solder pin length [P]	2
Length [l]	4.85
Height [h]	9.1
Installed height	7.1



Ordering data

No. of pos.	Type	Item No.	Pcs./ Pkt.	Width w [mm]
2	MCV 0,5/ 2-G-2,54 P20 THR R24	1821397	315	9.66
3	MCV 0,5/ 3-G-2,54 P20 THR R24	1821407	315	12.2
4	MCV 0,5/ 4-G-2,54 P20 THR R24	1821410	315	14.74
5	MCV 0,5/ 5-G-2,54 P20 THR R44	1821423	315	17.28
6	MCV 0,5/ 6-G-2,54 P20 THR R44	1821436	315	19.82
7	MCV 0,5/ 7-G-2,54 P20 THR R44	1821449	315	22.36
8	MCV 0,5/ 8-G-2,54 P20 THR R44	1821452	315	24.9
9	MCV 0,5/ 9-G-2,54 P20 THR R56	1821465	315	27.44
10	MCV 0,5/10-G-2,54 P20 THR R56	1821478	315	29.98
11	MCV 0,5/11-G-2,54 P20 THR R56	1821481	315	32.52
12	MCV 0,5/12-G-2,54 P20 THR R56	1821494	315	35.06
13	MCV 0,5/13-G-2,54 P20 THR R56	1821504	315	37.6
14	MCV 0,5/14-G-2,54 P20 THR R56	1821517	315	40.14
15	MCV 0,5/15-G-2,54 P20 THR R72	1821520	315	42.68
16	MCV 0,5/16-G-2,54 P20 THR R72	1821533	315	45.22

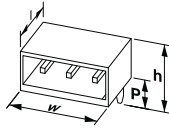
Technical data

Product Line	COMBICON Connectors XS		
Connection system / type of contact	COMBICON FMC 0,5 / Pin		
Locking	without		
Electrical parameters			
rated current / nominal cross section	[A] / [mm <sup>2</sup> ]	6 / 0.5	
Surge voltage category/degree of pollution		III/3	II / 2
Rated insulation voltage	[V]	32	160
Rated surge voltage	[kV]	2.5	2.5
General data			
Type of insulation material / insulation material group	LCP / IIIa		
Flammability rating in accordance with UL 94	V0		
Certification data			
Note	More detailed information on the approval data can be found on our website.		

# COMBICON connectors XS up to 0.5 mm<sup>2</sup> (20 AWG)

## PCB headers, Pitch: 2.54 mm

MC 0,5/...-G-SMD, Linear pad geometry



Dimensions	[mm]
Solder pin length [P]	2
Length [l]	7.1
Height [h]	4.85
Installed height	4.85



### Ordering data

No. of pos.	Type	Item No.	Pcs./ Pkt.	Width w [mm]
2	MC 0,5/ 2-G-2,54 SMD R24	1821698	465	9.66
3	MC 0,5/ 3-G-2,54 SMD R24	1821708	465	12.2
4	MC 0,5/ 4-G-2,54 SMD R24	1821711	465	14.74
5	MC 0,5/ 5-G-2,54 SMD R24	1821724	465	17.28
6	MC 0,5/ 6-G-2,54 SMD R44	1821737	465	19.82
7	MC 0,5/ 7-G-2,54 SMD R44	1821740	465	22.36
8	MC 0,5/ 8-G-2,54 SMD R44	1821753	465	24.9
9	MC 0,5/ 9-G-2,54 SMD R44	1821766	465	27.44
10	MC 0,5/10-G-2,54 SMD R44	1821779	465	29.98
11	MC 0,5/11-G-2,54 SMD R56	1821782	465	32.52
12	MC 0,5/12-G-2,54 SMD R56	1821795	465	35.06
13	MC 0,5/13-G-2,54 SMD R56	1821805	465	37.6
14	MC 0,5/14-G-2,54 SMD R56	1821818	465	40.14
15	MC 0,5/15-G-2,54 SMD R56	1821821	465	42.68
16	MC 0,5/16-G-2,54 SMD R72	1821834	465	45.22

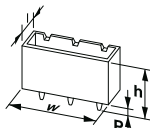


### Technical data

Product Line	COMBICON Connectors XS		
Connection system / type of contact	COMBICON FMC 0,5 / Pin		
Locking	without		
Electrical parameters			
rated current / nominal cross section	[A] / [mm <sup>2</sup> ]	6 / 0.5	
Surge voltage category/degree of pollution		III/3	II / 2
Rated insulation voltage	[V]	32	160
Rated surge voltage	[kV]	2.5	2.5
General data			
Type of insulation material / insulation material group	LCP / IIIa		
Flammability rating in accordance with UL 94	V0		
Certification data			
Note	More detailed information on the approval data can be found on our website.		

## PCB headers, Pitch: 2.54 mm

MCV 0,5/...-G-SMD, Linear pad geometry




Dimensions	[mm]
Solder pin length [P]	2
Length [l]	4.85
Height [h]	7.1
Installed height	7.1



### Ordering data

No. of pos.	Type	Item No.	Pcs./ Pkt.	Width w [mm]
2	MCV 0,5/ 2-G-2,54 SMD R24	1821546	315	9.66
3	MCV 0,5/ 3-G-2,54 SMD R24	1821559	315	12.2
4	MCV 0,5/ 4-G-2,54 SMD R24	1821562	315	14.74
5	MCV 0,5/ 5-G-2,54 SMD R44	1821575	315	17.28
6	MCV 0,5/ 6-G-2,54 SMD R44	1821588	315	19.82
7	MCV 0,5/ 7-G-2,54 SMD R44	1821591	315	22.36
8	MCV 0,5/ 8-G-2,54 SMD R44	1821601	315	24.9
9	MCV 0,5/ 9-G-2,54 SMD R56	1821614	315	27.44
10	MCV 0,5/10-G-2,54 SMD R56	1821627	315	29.98
11	MCV 0,5/11-G-2,54 SMD R56	1821630	315	32.52
12	MCV 0,5/12-G-2,54 SMD R56	1821643	315	35.06
13	MCV 0,5/13-G-2,54 SMD R56	1821656	315	37.6
14	MCV 0,5/14-G-2,54 SMD R56	1821669	315	40.14
15	MCV 0,5/15-G-2,54 SMD R72	1821672	315	42.68
16	MCV 0,5/16-G-2,54 SMD R72	1821685	315	45.22

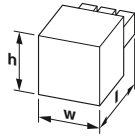



### Technical data

Product Line	COMBICON Connectors XS		
Connection system / type of contact	COMBICON FMC 0,5 / Pin		
Locking	without		
Electrical parameters			
rated current / nominal cross section	[A] / [mm <sup>2</sup> ]	6 / 0.5	
Surge voltage category/degree of pollution		III/3	II / 2
Rated insulation voltage	[V]	32	160
Rated surge voltage	[kV]	2.5	2.5
General data			
Type of insulation material / insulation material group	LCP / IIIa		
Flammability rating in accordance with UL 94	V0		
Certification data			
Note	More detailed information on the approval data can be found on our website.		

PCB connector, Push-in spring connection, Pitch: 2.54 mm

DFMC 0,5/...-ST



Dimensions	[mm]
Length [l]	15.85
Height [h]	10.5



Ordering data

No. of pos.	Type	Item No.	Pcs./ Pkt.	Width w [mm]
2	DFMC 0,5/ 2-ST-2,54	1844578	100	5.58
3	DFMC 0,5/ 3-ST-2,54	1844581	100	8.12
4	DFMC 0,5/ 4-ST-2,54	1844594	100	10.66
5	DFMC 0,5/ 5-ST-2,54	1844604	100	13.2
6	DFMC 0,5/ 6-ST-2,54	1844617	100	15.74
7	DFMC 0,5/ 7-ST-2,54	1844620	50	18.28
8	DFMC 0,5/ 8-ST-2,54	1844633	50	20.82
9	DFMC 0,5/ 9-ST-2,54	1844646	50	23.36
10	DFMC 0,5/10-ST-2,54	1844659	50	25.9
11	DFMC 0,5/11-ST-2,54	1844662	50	28.44
12	DFMC 0,5/12-ST-2,54	1844675	50	30.98
13	DFMC 0,5/13-ST-2,54	1844688	50	33.52
14	DFMC 0,5/14-ST-2,54	1844691	50	36.06
15	DFMC 0,5/15-ST-2,54	1844701	50	38.6
16	DFMC 0,5/16-ST-2,54	1844714	50	41.14

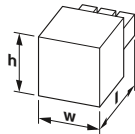


Technical data

Product Line	COMBICON Connectors XS		
Connection system / type of contact	COMBICON DFMC 0,5 / Socket		
Locking	without		
Connection capacity			
rigid / flexible	[mm <sup>2</sup> ]	0.14 - 0.5 / 0.14 - 0.5	
Flexible with ferrules without plastic sleeve	[mm <sup>2</sup> ]	0.25 - 0.34	
Flexible with ferrules with plastic sleeve	[mm <sup>2</sup> ]	0.14 - 0.25	
Conductor cross section AWG/kcmil		26 - 20	
Stripping length	[mm]	7	
Electrical parameters			
rated current / nominal cross section	[A] / [mm <sup>2</sup> ]	6 / 0.5	
Surge voltage category/degree of pollution		III/3	III / 2 II / 2
Rated insulation voltage	[V]	32	160 160
Rated surge voltage	[kV]	2.5	2.5 2.5
General data			
Type of insulation material / insulation material group	LCP / IIIa		
Flammability rating in accordance with UL 94	V0		
Certification data			
Note	More detailed information on the approval data can be found on our website.		

PCB connector, Crimp connection, Pitch: 2.54 mm

DMCC 0,5/...-ST



Dimensions	[mm]
Length [l]	16
Height [h]	6.49



Ordering data

No. of pos.	Type	Item No.	Pcs./ Pkt.	Width w [mm]
2	DMCC 0,5/ 2-ST-2,54	1027603	100	5.58
3	DMCC 0,5/ 3-ST-2,54	1027605	100	8.12
4	DMCC 0,5/ 4-ST-2,54	1027606	100	10.66
5	DMCC 0,5/ 5-ST-2,54	1027607	100	13.2
6	DMCC 0,5/ 6-ST-2,54	1027608	100	15.74
7	DMCC 0,5/ 7-ST-2,54	1027609	50	18.28
8	DMCC 0,5/ 8-ST-2,54	1027610	50	20.82
9	DMCC 0,5/ 9-ST-2,54	1027611	50	23.36
10	DMCC 0,5/10-ST-2,54	1027612	50	25.9
11	DMCC 0,5/11-ST-2,54	1027613	50	28.44
12	DMCC 0,5/12-ST-2,54	1027614	50	30.98
13	DMCC 0,5/13-ST-2,54	1027615	50	33.52
14	DMCC 0,5/14-ST-2,54	1027616	50	36.06
15	DMCC 0,5/15-ST-2,54	1027617	50	38.6
16	DMCC 0,5/16-ST-2,54	1027618	50	41.14



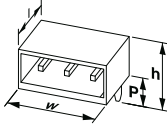
Technical data

Product Line	COMBICON Connectors XS		
Connection system / type of contact	COMBICON DFMC 0,5 / Socket		
Locking	without		
Connection capacity			
rigid / flexible	[mm <sup>2</sup> ]	- / 0.14 - 0.75	
Conductor cross section AWG/kcmil		26 - 18	
Stripping length	[mm]	4.1 - 4.5	
Electrical parameters			
rated current / nominal cross section	[A] / [mm <sup>2</sup> ]	6 / 0.75	
Surge voltage category/degree of pollution		III/3	III / 2 II / 2
Rated insulation voltage	[V]	160	160 320
Rated surge voltage	[kV]	2.5	2.5 2.5
General data			
Type of insulation material / insulation material group	PA / I		
Flammability rating in accordance with UL 94	V0		
Certification data			
Note	More detailed information on the approval data can be found on our website.		

# COMBICON connectors XS up to 0.5 mm<sup>2</sup> (20 AWG)

## PCB headers, Pitch: 2.54 mm

DMC 0,5/...-G1-THR, Linear pinning



Dimensions	[mm]
Solder pin length [P]	2
Length [l]	9.64
Height [h]	9.39
Installed height	7.39



### Ordering data

No. of pos.	Type	Item No.	Pcs./ Pkt.	Width w [mm]
2	DMC 0,5/ 2-G1-2,54 P20THR R24	1844727	300	9.66
3	DMC 0,5/ 3-G1-2,54 P20THR R24	1844730	300	12.2
4	DMC 0,5/ 4-G1-2,54 P20THR R44	1844743	300	11.46
5	DMC 0,5/ 5-G1-2,54 P20THR R44	1844756	300	14
6	DMC 0,5/ 6-G1-2,54 P20THR R44	1844769	300	16.54
7	DMC 0,5/ 7-G1-2,54 P20THR R44	1844772	300	19.08
8	DMC 0,5/ 8-G1-2,54 P20THR R44	1844785	300	21.62
9	DMC 0,5/ 9-G1-2,54 P20THR R44	1844798	300	24.16
10	DMC 0,5/ 10-G1-2,54 P20THR R44	1844808	300	26.7
11	DMC 0,5/ 11-G1-2,54 P20THR R56	1844811	300	29.24
12	DMC 0,5/ 12-G1-2,54 P20THR R72	1844824	300	31.78
13	DMC 0,5/ 13-G1-2,54 P20THR R56	1844837	300	34.32
14	DMC 0,5/ 14-G1-2,54 P20THR R72	1844840	300	36.86
15	DMC 0,5/ 15-G1-2,54 P20THR R56	1844853	300	39.4
16	DMC 0,5/ 16-G1-2,54 P20THR R72	1844866	300	41.94

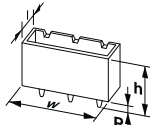


### Technical data

Product Line	COMBICON Connectors XS		
Connection system / type of contact	COMBICON DFMC 0,5 / Pin		
Locking	without		
Electrical parameters			
rated current / nominal cross section	[A] / [mm <sup>2</sup> ]	6 / 0.5	
Surge voltage category/degree of pollution		III/3	III / 2 II / 2
Rated insulation voltage	[V]	32	160 160
Rated surge voltage	[kV]	2.5	2.5 2.5
General data			
Type of insulation material / insulation material group	LCP / IIIa		
Flammability rating in accordance with UL 94	V0		
Certification data			
Note	More detailed information on the approval data can be found on our website.		

## PCB headers, Pitch: 2.54 mm

DMCV 0,5/...-G1-THR, Linear pinning

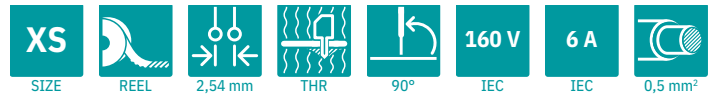


Dimensions	[mm]
Solder pin length [P]	2
Length [l]	7.39
Height [h]	9.1
Installed height	7.1



### Ordering data

No. of pos.	Type	Item No.	Pcs./ Pkt.	Width w [mm]
2	DMCV 0,5/ 2-G1-2,54 P20THR R32	1844879	330	9.66
3	DMCV 0,5/ 3-G1-2,54 P20THR R24	1844882	330	12.2
4	DMCV 0,5/ 4-G1-2,54 P20THR R32	1844895	330	11.46
5	DMCV 0,5/ 5-G1-2,54 P20THR R44	1844905	330	14
6	DMCV 0,5/ 6-G1-2,54 P20THR R44	1844918	330	16.54
7	DMCV 0,5/ 7-G1-2,54 P20THR R44	1844921	330	19.08
8	DMCV 0,5/ 8-G1-2,54 P20THR R44	1844934	330	21.62
9	DMCV 0,5/ 9-G1-2,54 P20THR R44	1844947	330	24.16
10	DMCV 0,5/ 10-G1-2,54 P20THR R44	1844950	330	26.7
11	DMCV 0,5/ 11-G1-2,54 P20THR R56	1844963	330	29.24
12	DMCV 0,5/ 12-G1-2,54 P20THR R72	1844976	330	31.78
13	DMCV 0,5/ 13-G1-2,54 P20THR R56	1844989	330	34.32
14	DMCV 0,5/ 14-G1-2,54 P20THR R72	1844992	330	36.86
15	DMCV 0,5/ 15-G1-2,54 P20THR R56	1845001	330	39.4
16	DMCV 0,5/ 16-G1-2,54 P20THR R72	1845014	330	41.94



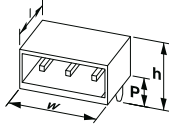
### Technical data

Product Line	COMBICON Connectors XS		
Connection system / type of contact	COMBICON DFMC 0,5 / Pin		
Locking	without		
Electrical parameters			
rated current / nominal cross section	[A] / [mm <sup>2</sup> ]	6 / 0.5	
Surge voltage category/degree of pollution		III/3	III / 2 II / 2
Rated insulation voltage	[V]	32	160 160
Rated surge voltage	[kV]	2.5	2.5 2.5
General data			
Type of insulation material / insulation material group	LCP / IIIa		
Flammability rating in accordance with UL 94	V0		
Certification data			
Note	More detailed information on the approval data can be found on our website.		



PCB headers, Pitch: 2.54 mm

DMC 0,5/...-G1-SMD, Linear pinning



Dimensions	[mm]
Solder pin length [P]	2
Length [l]	9.64
Height [h]	9.39
Installed height	7.39



Ordering data

No. of pos.	Type	Item No.	Pcs./ Pkt.	Width w [mm]
2	DMC 0,5/ 2-G1-2,54 SMD R24	1845027	300	9.66
3	DMC 0,5/ 3-G1-2,54 SMD R24	1845030	300	12.2
4	DMC 0,5/ 4-G1-2,54 SMD R44	1845043	300	10.66
5	DMC 0,5/ 5-G1-2,54 SMD R44	1845056	300	13.2
6	DMC 0,5/ 6-G1-2,54 SMD R44	1845069	300	15.74
7	DMC 0,5/ 7-G1-2,54 SMD R44	1845072	300	18.28
8	DMC 0,5/ 8-G1-2,54 SMD R44	1845085	300	20.82
9	DMC 0,5/ 9-G1-2,54 SMD R44	1845098	300	23.36
10	DMC 0,5/10-G1-2,54 SMD R44	1845108	300	25.9
11	DMC 0,5/11-G1-2,54 SMD R56	1845111	300	28.44
12	DMC 0,5/12-G1-2,54 SMD R72	1845124	300	30.98
13	DMC 0,5/13-G1-2,54 SMD R56	1845137	300	33.52
14	DMC 0,5/14-G1-2,54 SMD R72	1845140	300	36.06
15	DMC 0,5/15-G1-2,54 SMD R56	1845153	300	38.6
16	DMC 0,5/16-G1-2,54 SMD R72	1845166	300	41.14

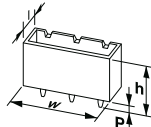


Technical data

Product Line	COMBICON Connectors XS		
Connection system / type of contact	COMBICON DFMC 0,5 / Pin		
Locking	without		
Electrical parameters			
rated current / nominal cross section	[A] / [mm <sup>2</sup> ]	6 / 0.5	
Surge voltage category/degree of pollution		III/3	II / 2
Rated insulation voltage	[V]	32	160
Rated surge voltage	[kV]	2.5	2.5
General data			
Type of insulation material / insulation material group	LCP / IIIa		
Flammability rating in accordance with UL 94	V0		
Certification data			
Note	More detailed information on the approval data can be found on our website.		

PCB headers, Pitch: 2.54 mm

DMCV 0,5/...-G1-SMD, Linear pinning




Dimensions	[mm]
Solder pin length [P]	2
Length [l]	7.39
Height [h]	9.1
Installed height	7.1



Ordering data

No. of pos.	Type	Item No.	Pcs./ Pkt.	Width w [mm]
2	DMCV 0,5/ 2-G1-2,54 SMD R32	1845179	330	9.66
3	DMCV 0,5/ 3-G1-2,54 SMD R24	1845182	330	12.2
4	DMCV 0,5/ 4-G1-2,54 SMD R32	1845195	330	10.66
5	DMCV 0,5/ 5-G1-2,54 SMD R44	1845205	330	13.2
6	DMCV 0,5/ 6-G1-2,54 SMD R44	1845218	330	15.74
7	DMCV 0,5/ 7-G1-2,54 SMD R44	1845221	330	18.28
8	DMCV 0,5/ 8-G1-2,54 SMD R44	1845234	330	20.82
9	DMCV 0,5/ 9-G1-2,54 SMD R44	1845247	330	23.36
10	DMCV 0,5/10-G1-2,54 SMD R44	1845250	330	25.9
11	DMCV 0,5/11-G1-2,54 SMD R56	1845263	330	28.44
12	DMCV 0,5/12-G1-2,54 SMD R72	1845276	330	30.98
13	DMCV 0,5/13-G1-2,54 SMD R56	1845289	330	33.52
14	DMCV 0,5/14-G1-2,54 SMD R72	1845292	330	36.06
15	DMCV 0,5/15-G1-2,54 SMD R56	1845302	330	38.6
16	DMCV 0,5/16-G1-2,54 SMD R72	1845315	330	41.14



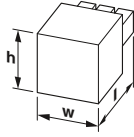
Technical data

Product Line	COMBICON Connectors XS		
Connection system / type of contact	COMBICON DFMC 0,5 / Pin		
Locking	without		
Electrical parameters			
rated current / nominal cross section	[A] / [mm <sup>2</sup> ]	6 / 0.5	
Surge voltage category/degree of pollution		III/3	II / 2
Rated insulation voltage	[V]	32	160
Rated surge voltage	[kV]	2.5	2.5
General data			
Type of insulation material / insulation material group	LCP / IIIa		
Flammability rating in accordance with UL 94	V0		
Certification data			
Note	More detailed information on the approval data can be found on our website.		

## COMBICON connectors XS up to 0.5 mm<sup>2</sup> (20 AWG)

### PCB connector, Crimp connection, Pitch: 2.54 mm

DMCC 0,5/...-ST-SH



Dimensions	[mm]
Length [l]	26.5
Height [h]	7.4



#### Ordering data

No. of pos.	Type	Item No.	Pcs./ Pkt.	Width w [mm]
2	DMCC 0,5/ 2-ST-SH 7,0-2,54	1128660	100	7.1

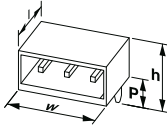


#### Technical data

Product Line	COMBICON Connectors XS		
Connection system / type of contact	COMBICON DFMC 0,5 shielded / Socket		
Locking	without		
EMC note	shielded		
Connection capacity			
rigid / flexible	[mm <sup>2</sup> ]	- / -	
External cable diameter	[mm]	4.5 - 6.4	
Conductor cross section AWG/kcmil	26 - 22		
Stripping length	[mm]	4.1 - 4.5	
Electrical parameters			
rated current / nominal cross section	[A] / [mm <sup>2</sup> ]	5 / 0.34	
Surge voltage category/degree of pollution		III/3	III / 2
Rated insulation voltage	[V]	50	160
Rated surge voltage	[kV]	2.5	2.5
General data			
Type of insulation material / insulation material group	PA / I		
Flammability rating in accordance with UL 94	V0		
Certification data			
Note	More detailed information on the approval data can be found on our website.		

### PCB headers, Pitch: 2.54 mm

DMC 0,5/...-G1-SH-THR



Dimensions	[mm]
Solder pin length [P]	2
Length [l]	11.54
Height [h]	10.29
Installed height	8.29



#### Ordering data

No. of pos.	Type	Item No.	Pcs./ Pkt.	Width w [mm]
2	DMC 0,5/ 2-G1SH-2,54P20THR24	1097546	300	9.66

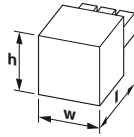


#### Technical data

Product Line	COMBICON Connectors XS		
Connection system / type of contact	COMBICON DFMC 0,5 shielded / Pin		
Locking	-		
EMC note	shielded		
Electrical parameters			
rated current / nominal cross section	[A] / [mm <sup>2</sup> ]	5 / -	
Surge voltage category/degree of pollution		III/3	III / 2
Rated insulation voltage	[V]	50	160
Rated surge voltage	[kV]	2.5	2.5
General data			
Type of insulation material / insulation material group	LCP / IIIa		
Flammability rating in accordance with UL 94	V0		
Certification data			
Note	More detailed information on the approval data can be found on our website.		

PCB connector, Crimp connection, Pitch: 2.54 mm

DMCC 0,5/...-ST-SHL



Dimensions	[mm]
Length [l]	27
Height [h]	7.75



Ordering data

No. of pos.	Type	Item No.	Pcs./ Pkt.	Width w [mm]
1	DMCC 0,5/ 1-ST-SHL 7,0-2,54	1150808	100	4.6

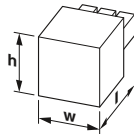


Technical data

Product Line		COMBICON Connectors XS		
Connection system / type of contact		COMBICON DFMC 0,5 lock & shielded / Socket		
Locking		Lock & Shield		
EMC note		shielded		
Connection capacity				
rigid / flexible	[mm <sup>2</sup> ]	- / -		
External cable diameter		[mm] 4.5 - 6.4		
Conductor cross section AWG/kcmil		26 - 22		
Stripping length		[mm] 4.1 - 4.5		
Electrical parameters				
rated current / nominal cross section	[A] / [mm <sup>2</sup> ]	5 / 0.34		
Surge voltage category/degree of pollution		III/3	III / 2	II / 2
Rated insulation voltage		[V] 160	160	320
Rated surge voltage		[kV] 2.5	2.5	2.5
General data				
Type of insulation material / insulation material group		PA / I		
Flammability rating in accordance with UL 94		V0		
Certification data				
Note		More detailed information on the approval data can be found on our website.		

PCB connector, Crimp connection, Pitch: 2.54 mm

DMCC 0,5/...-ST-SHL



Dimensions	[mm]
Length [l]	33
Height [h]	7.85



Ordering data

No. of pos.	Type	Item No.	Pcs./ Pkt.	Width w [mm]
2	DMCC 0,5/ 2-ST-SHL 7,0-2,54	1150807	100	7.14
4	DMCC 0,5/ 4-ST-SHL 7,0-2,54	1145726	100	12.22



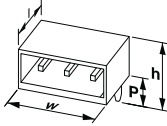
Technical data

Product Line		COMBICON Connectors XS		
Connection system / type of contact		COMBICON DFMC 0,5 lock & shielded / Socket		
Locking		Lock & Shield		
EMC note		shielded		
Connection capacity				
rigid / flexible	[mm <sup>2</sup> ]	- / -		
External cable diameter		[mm] 4.5 - 6.4		
Conductor cross section AWG/kcmil		26 - 22		
Stripping length		[mm] 4.1 - 4.5		
Electrical parameters				
rated current / nominal cross section	[A] / [mm <sup>2</sup> ]	5 / 0.34		
Surge voltage category/degree of pollution		III/3	III / 2	II / 2
Rated insulation voltage		[V] 160	160	320
Rated surge voltage		[kV] 2.5	2.5	2.5
General data				
Type of insulation material / insulation material group		PA / I		
Flammability rating in accordance with UL 94		V0		
Certification data				
Note		More detailed information on the approval data can be found on our website.		

# COMBICON connectors XS up to 0.5 mm<sup>2</sup> (20 AWG)

## PCB headers, Pitch: 2.54 mm

DMC 0,5/...-G1SHL-THR



Dimensions	[mm]
Solder pin length [P]	-
Length [l]	14.35
Height [h]	8.29
Installed height	-



### Ordering data

No. of pos.	Type	Item No.	Pcs./ Pkt.	Width w [mm]
1	DMC 0,5/1-G1SHL-2,54P20THRR24	1150801	300	7.1

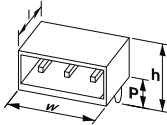


### Technical data

Product Line	COMBICON Connectors XS		
Connection system / type of contact	COMBICON DFMC 0,5 lock & shielded / Pin		
Locking	-		
EMC note	shielded		
Electrical parameters			
rated current / nominal cross section	[A] / [mm <sup>2</sup> ]	5 / 0.34	
Surge voltage category/degree of pollution		III / 3	III / 2
Rated insulation voltage	[V]	50	160
Rated surge voltage	[kV]	0.8	2.5
General data			
Type of insulation material / insulation material group	LCP / IIIa		
Flammability rating in accordance with UL 94	V0		
Certification data			
Note	More detailed information on the approval data can be found on our website.		

## PCB headers, Pitch: 2.54 mm

DMC 0,5/...-G1SHL-THR



Dimensions	[mm]
Solder pin length [P]	2
Length [l]	14.35
Height [h]	10.29
Installed height	8.29



### Ordering data

No. of pos.	Type	Item No.	Pcs./ Pkt.	Width w [mm]
2	DMC 0,5/2-G1SHL-2,54P20THRR24	1150791	300	9.66
4	DMC 0,5/4-G1SHL-2,54P20THRR24	1145402	300	14.47

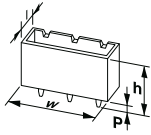


### Technical data

Product Line	COMBICON Connectors XS		
Connection system / type of contact	COMBICON DFMC 0,5 lock & shielded / Pin		
Locking	-		
EMC note	shielded		
Electrical parameters			
rated current / nominal cross section	[A] / [mm <sup>2</sup> ]	5 / 0.34	
Surge voltage category/degree of pollution		III / 3	III / 2
Rated insulation voltage	[V]	50	160
Rated surge voltage	[kV]	0.8	2.5
General data			
Type of insulation material / insulation material group	LCP / IIIa		
Flammability rating in accordance with UL 94	V0		
Certification data			
Note	More detailed information on the approval data can be found on our website.		

PCB headers, Pitch: 2.54 mm

DMCV 0,5/...-G1SHL-THR



Dimensions	[mm]
Solder pin length [P]	-
Length [l]	8.19
Height [h]	9.91
Installed height	-



Ordering data

No. of pos.	Type	Item No.	Pcs./ Pkt.	Width w [mm]
1	DMCV 0,5/ 1-G1SHL-2,54P20THR24	1150827	200	7.1

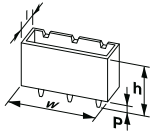


Technical data

Product Line	COMBICON Connectors XS		
Connection system / type of contact	COMBICON DFMC 0,5 lock & shielded / Pin		
Locking	-		
EMC note	shielded		
Electrical parameters			
rated current / nominal cross section	[A] / [mm <sup>2</sup> ]	5 / 0.34	
Surge voltage category/degree of pollution		III/3	III / 2
Rated insulation voltage	[V]	32	160
Rated surge voltage	[kV]	0.8	2.5
General data			
Type of insulation material / insulation material group	LCP / IIIa		
Flammability rating in accordance with UL 94	V0		
Certification data			
Note	More detailed information on the approval data can be found on our website.		

PCB headers, Pitch: 2.54 mm

DMCV 0,5/...-G1SHL-THR



Dimensions	[mm]
Solder pin length [P]	2
Length [l]	8.19
Height [h]	11.91
Installed height	9.91



Ordering data

No. of pos.	Type	Item No.	Pcs./ Pkt.	Width w [mm]
2	DMCV 0,5/ 2-G1SHL-2,54P20THR24	1150824	200	9.66
4	DMCV 0,5/ 4-G1SHL-2,54P20THR24	1145419	200	14.74



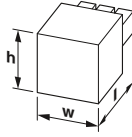
Technical data

Product Line	COMBICON Connectors XS		
Connection system / type of contact	COMBICON DFMC 0,5 lock & shielded / Pin		
Locking	-		
EMC note	shielded		
Electrical parameters			
rated current / nominal cross section	[A] / [mm <sup>2</sup> ]	5 / 0.34	
Surge voltage category/degree of pollution		III/3	III / 2
Rated insulation voltage	[V]	50	160
Rated surge voltage	[kV]	0.8	2.5
General data			
Type of insulation material / insulation material group	LCP / IIIa		
Flammability rating in accordance with UL 94	V0		
Certification data			
Note	More detailed information on the approval data can be found on our website.		

# COMBICON connectors XS up to 0.5 mm<sup>2</sup> (20 AWG)

## PCB connector, Push-in spring connection, Pitch: 2.5 mm

FK-MC 0,5/...-ST



Dimensions	[mm]
Length [l]	19.05
Height [h]	11.75



### Ordering data

No. of pos.	Type	Item No.	Pcs./ Pkt.	Width w [mm]
2	FK-MC 0,5/ 2-ST-2,5	1881325	50	5.6
3	FK-MC 0,5/ 3-ST-2,5	1881338	50	8.1
4	FK-MC 0,5/ 4-ST-2,5	1881341	50	10.6
5	FK-MC 0,5/ 5-ST-2,5	1881354	50	13.1
6	FK-MC 0,5/ 6-ST-2,5	1881367	50	15.6
7	FK-MC 0,5/ 7-ST-2,5	1881370	50	18.1
8	FK-MC 0,5/ 8-ST-2,5	1881383	50	20.6
9	FK-MC 0,5/ 9-ST-2,5	1881396	50	23.1
10	FK-MC 0,5/10-ST-2,5	1881406	50	25.6
11	FK-MC 0,5/11-ST-2,5	1881419	50	28.1
12	FK-MC 0,5/12-ST-2,5	1881422	50	30.6

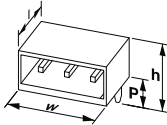


### Technical data

Product Line	COMBICON Connectors XS		
Connection system / type of contact	COMBICON FK-MC 0,5 / Socket		
Locking	without		
Connection capacity			
rigid / flexible	[mm <sup>2</sup> ]	0.14 - 0.5 / 0.14 - 0.5	
Flexible with ferrules without plastic sleeve	[mm <sup>2</sup> ]	0.25 - 0.5	
Conductor cross section AWG/kcmil	26 - 20		
Stripping length	[mm]	8	
Electrical parameters			
rated current / nominal cross section	[A] / [mm <sup>2</sup> ]	4 / 0.5	
Surge voltage category/degree of pollution		III/3	III / 2
Rated insulation voltage	[V]	100	160
Rated surge voltage	[kV]	1.5	2.5
General data			
Type of insulation material / insulation material group	PA / I		
Flammability rating in accordance with UL 94	V0		
Certification data			
Note	More detailed information on the approval data can be found on our website.		

## PCB headers, Pitch: 2.5 mm

MC 0,5/...-G-THT, Linear pinning



Dimensions	[mm]
Solder pin length [P]	3.8
Length [l]	10.1
Height [h]	11.9
Installed height	8.1



### Ordering data

No. of pos.	Type	Item No.	Pcs./ Pkt.	Width w [mm]
2	MC 0,5/ 2-G-2,5 THT	1963421	50	6.9
3	MC 0,5/ 3-G-2,5 THT	1963434	50	9.4
4	MC 0,5/ 4-G-2,5 THT	1963447	50	11.9
5	MC 0,5/ 5-G-2,5 THT	1963450	50	14.4
6	MC 0,5/ 6-G-2,5 THT	1963463	50	16.9
7	MC 0,5/ 7-G-2,5 THT	1963476	50	19.4
8	MC 0,5/ 8-G-2,5 THT	1939303	50	21.9
9	MC 0,5/ 9-G-2,5 THT	1963492	50	24.4
10	MC 0,5/10-G-2,5 THT	1963502	50	26.9
11	MC 0,5/11-G-2,5 THT	1963515	50	29.4
12	MC 0,5/12-G-2,5 THT	1939316	50	31.9

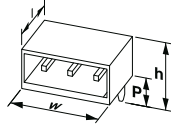


### Technical data

Product Line	COMBICON Connectors XS		
Connection system / type of contact	COMBICON FK-MC 0,5 / Pin		
Locking	without		
Electrical parameters			
rated current / nominal cross section	[A] / [mm <sup>2</sup> ]	4 / 0.5	
Surge voltage category/degree of pollution		III/3	III / 2
Rated insulation voltage	[V]	32	160
Rated surge voltage	[kV]	1.5	2.5
General data			
Type of insulation material / insulation material group	PA / IIIa		
Flammability rating in accordance with UL 94	V0		
Certification data			
Note	More detailed information on the approval data can be found on our website.		

PCB headers, Pitch: 2.5 mm

MC 0,5/...-G-THT, Linear pinning



Dimensions	[mm]
Solder pin length [P]	3.8
Length [l]	10.1
Height [h]	11.9
Installed height	8.1



Ordering data

No. of pos.	Type	Item No.	Pcs./ Pkt.	Width w [mm]
2	MC 0,5/ 2-G-2,5 THT R44	1963641	330	6.9
3	MC 0,5/ 3-G-2,5 THT R44	1963654	330	9.4
4	MC 0,5/ 4-G-2,5 THT R44	1963667	330	11.9
5	MC 0,5/ 5-G-2,5 THT R44	1963670	330	14.4
6	MC 0,5/ 6-G-2,5 THT R44	1963683	330	16.9
7	MC 0,5/ 7-G-2,5 THT R44	1963696	330	19.4
8	MC 0,5/ 8-G-2,5 THT R44	1963706	330	21.9
9	MC 0,5/ 9-G-2,5 THT R44	1963719	330	24.4
10	MC 0,5/10-G-2,5 THT R44	1963722	330	26.9
11	MC 0,5/11-G-2,5 THT R44	1963735	330	29.4
12	MC 0,5/12-G-2,5 THT R44	1963748	330	31.9

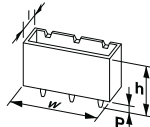


Technical data

Product Line	COMBICON Connectors XS		
Connection system / type of contact	COMBICON FK-MC 0,5 / Pin		
Locking	without		
Electrical parameters			
rated current / nominal cross section	[A] / [mm <sup>2</sup> ]	4 / 0.5	
Surge voltage category/degree of pollution		III/3	II / 2
Rated insulation voltage	[V]	32	160
Rated surge voltage	[kV]	1.5	2.5
General data			
Type of insulation material / insulation material group	PA / IIIa		
Flammability rating in accordance with UL 94	V0		
Certification data			
Note	More detailed information on the approval data can be found on our website.		

PCB headers, Pitch: 2.5 mm

MCV 0,5/...-G-THT, Linear pinning



Dimensions	[mm]
Solder pin length [P]	3.5
Length [l]	8.1
Height [h]	10.1
Installed height	10.1



Ordering data

No. of pos.	Type	Item No.	Pcs./ Pkt.	Width w [mm]
2	MCV 0,5/ 2-G-2,5 THT	1963531	50	6.9
3	MCV 0,5/ 3-G-2,5 THT	1963544	50	9.4
4	MCV 0,5/ 4-G-2,5 THT	1963557	50	11.9
5	MCV 0,5/ 5-G-2,5 THT	1963560	50	14.4
6	MCV 0,5/ 6-G-2,5 THT	1963573	50	16.9
7	MCV 0,5/ 7-G-2,5 THT	1963586	50	19.4
8	MCV 0,5/ 8-G-2,5 THT	1963599	50	21.9
9	MCV 0,5/ 9-G-2,5 THT	1963609	50	24.4
10	MCV 0,5/10-G-2,5 THT	1963612	50	26.9
11	MCV 0,5/11-G-2,5 THT	1963625	50	29.4
12	MCV 0,5/12-G-2,5 THT	1963638	50	31.9



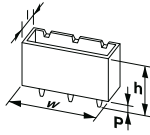
Technical data

Product Line	COMBICON Connectors XS		
Connection system / type of contact	COMBICON FK-MC 0,5 / Pin		
Locking	without		
Electrical parameters			
rated current / nominal cross section	[A] / [mm <sup>2</sup> ]	4 / 0.5	
Surge voltage category/degree of pollution		III/3	II / 2
Rated insulation voltage	[V]	32	160
Rated surge voltage	[kV]	1.5	2.5
General data			
Type of insulation material / insulation material group	PA / IIIa		
Flammability rating in accordance with UL 94	V0		
Certification data			
Note	More detailed information on the approval data can be found on our website.		

## COMBICON connectors XS up to 0.5 mm<sup>2</sup> (20 AWG)

### PCB headers, Pitch: 2.5 mm

MCV 0,5/...-G-THT, Linear pinning

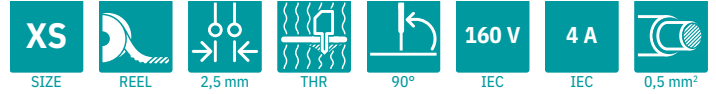


Dimensions	[mm]
Solder pin length [P]	3.5
Length [l]	8.1
Height [h]	13.6
Installed height	10.1



#### Ordering data

No. of pos.	Type	Item No.	Pcs./ Pkt.	Width w [mm]
2	MCV 0,5/ 2-G-2,5 THT R44	1963751	220	6.9
3	MCV 0,5/ 3-G-2,5 THT R44	1963764	220	9.4
4	MCV 0,5/ 4-G-2,5 THT R44	1963777	220	11.9
5	MCV 0,5/ 5-G-2,5 THT R44	1963780	220	14.4
6	MCV 0,5/ 6-G-2,5 THT R44	1963793	220	16.9
7	MCV 0,5/ 7-G-2,5 THT R44	1963803	220	19.4
8	MCV 0,5/ 8-G-2,5 THT R44	1963816	220	21.9
9	MCV 0,5/ 9-G-2,5 THT R44	1963829	220	24.4
10	MCV 0,5/10-G-2,5 THT R44	1963845	220	26.9
11	MCV 0,5/11-G-2,5 THT R44	1963858	220	29.4
12	MCV 0,5/12-G-2,5 THT R44	1963861	220	31.9

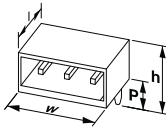


#### Technical data

Product Line	COMBICON Connectors XS		
Connection system / type of contact	COMBICON FK-MC 0,5 / Pin		
Locking	without		
Electrical parameters			
rated current / nominal cross section	[A] / [mm <sup>2</sup> ]	4 / 0.5	
Surge voltage category/degree of pollution		III/3	II / 2
Rated insulation voltage	[V]	32	160
Rated surge voltage	[kV]	1.5	2.5
General data			
Type of insulation material / insulation material group	PA / IIIa		
Flammability rating in accordance with UL 94	V0		
Certification data			
Note	More detailed information on the approval data can be found on our website.		

### PCB headers, Pitch: 2.5 mm

MC 0,5/...-G, Linear pinning



Dimensions	[mm]
Solder pin length [P]	3.8
Length [l]	10.1
Height [h]	11.9
Installed height	8.1



#### Ordering data

No. of pos.	Type	Item No.	Pcs./ Pkt.	Width w [mm]
2	MC 0,5/ 2-G-2,5	1881448	50	6.9
3	MC 0,5/ 3-G-2,5	1881451	50	9.4
4	MC 0,5/ 4-G-2,5	1881464	50	11.9
5	MC 0,5/ 5-G-2,5	1881477	50	14.4
6	MC 0,5/ 6-G-2,5	1881480	50	16.9
7	MC 0,5/ 7-G-2,5	1881493	50	19.4
8	MC 0,5/ 8-G-2,5	1881503	50	21.9
9	MC 0,5/ 9-G-2,5	1881516	50	24.4
10	MC 0,5/10-G-2,5	1881529	50	26.9
11	MC 0,5/11-G-2,5	1881532	50	29.4
12	MC 0,5/12-G-2,5	1881545	50	31.9



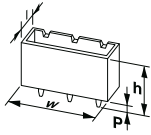

#### Technical data

Product Line	COMBICON Connectors XS		
Connection system / type of contact	COMBICON FK-MC 0,5 / Pin		
Locking	without		
Electrical parameters			
rated current / nominal cross section	[A] / [mm <sup>2</sup> ]	4 / 0.5	
Surge voltage category/degree of pollution		III/3	II / 2
Rated insulation voltage	[V]	80	160
Rated surge voltage	[kV]	1.5	2.5
General data			
Type of insulation material / insulation material group	PA / I		
Flammability rating in accordance with UL 94	V0		
Certification data			
Note	More detailed information on the approval data can be found on our website.		



PCB headers, Pitch: 2.5 mm

MCV 0,5/...-G, Linear pinning



Dimensions	[mm]
Solder pin length [P]	3.5
Length [l]	8.1
Height [h]	13.6
Installed height	10.1



Ordering data

No. of pos.	Type	Item No.	Pcs./ Pkt.	Width w [mm]
2	MCV 0,5/ 2-G-2,5	1881558	50	6.9
3	MCV 0,5/ 3-G-2,5	1881561	50	9.7
4	MCV 0,5/ 4-G-2,5	1881574	50	12.2
5	MCV 0,5/ 5-G-2,5	1881587	50	14.7
6	MCV 0,5/ 6-G-2,5	1881590	50	17.2
7	MCV 0,5/ 7-G-2,5	1881600	50	19.7
8	MCV 0,5/ 8-G-2,5	1881613	50	22.2
9	MCV 0,5/ 9-G-2,5	1881626	50	24.7
10	MCV 0,5/10-G-2,5	1881639	50	27.2
11	MCV 0,5/11-G-2,5	1881642	50	29.7
12	MCV 0,5/12-G-2,5	1881655	50	32.2

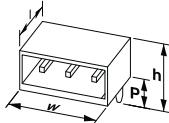


Technical data

Product Line	COMBICON Connectors XS		
Connection system / type of contact	COMBICON FK-MC 0,5 / Pin		
Locking	without		
Electrical parameters			
rated current / nominal cross section	[A] / [mm <sup>2</sup> ]	4 / 0,5	
Surge voltage category/degree of pollution		III/3	III / 2 II / 2
Rated insulation voltage	[V]	80	160 320
Rated surge voltage	[kV]	1.5	2.5 2.5
General data			
Type of insulation material / insulation material group	PA / I		
Flammability rating in accordance with UL 94	V0		
Certification data			
Note	More detailed information on the approval data can be found on our website.		

PCB headers, Pitch: 2.5 mm

MCD 0,5/...-G1, Linear pinning




Dimensions	[mm]
Solder pin length [P]	3.8
Length [l]	17.5
Height [h]	25.65
Installed height	21.85



Ordering data

No. of pos.	Type	Item No.	Pcs./ Pkt.	Width w [mm]
2	MCD 0,5/ 2-G1-2,5	1894804	50	6.9
3	MCD 0,5/ 3-G1-2,5	1894817	50	9.4
4	MCD 0,5/ 4-G1-2,5	1894820	50	11.9
5	MCD 0,5/ 5-G1-2,5	1894833	50	14.4
6	MCD 0,5/ 6-G1-2,5	1894846	50	16.9
7	MCD 0,5/ 7-G1-2,5	1894859	50	19.4
8	MCD 0,5/ 8-G1-2,5	1894862	50	21.9
9	MCD 0,5/ 9-G1-2,5	1894875	50	24.4
10	MCD 0,5/10-G1-2,5	1894888	50	26.9
11	MCD 0,5/11-G1-2,5	1894891	50	29.4
12	MCD 0,5/12-G1-2,5	1894901	50	31.9



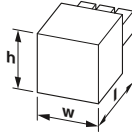
Technical data

Product Line	COMBICON Connectors XS		
Connection system / type of contact	COMBICON FK-MC 0,5 / Pin		
Locking	without		
Electrical parameters			
rated current / nominal cross section	[A] / [mm <sup>2</sup> ]	4 / 0,5	
Surge voltage category/degree of pollution		III/3	III / 2 II / 2
Rated insulation voltage	[V]	80	160 320
Rated surge voltage	[kV]	1.5	2.5 2.5
General data			
Type of insulation material / insulation material group	PA / I		
Flammability rating in accordance with UL 94	V0		
Certification data			
Note	More detailed information on the approval data can be found on our website.		

## COMBICON connectors XS up to 0.5 mm<sup>2</sup> (20 AWG)

### PCB connector, Push-in spring connection, Pitch: 2.5 mm

PTSM 0,5/...-P



Dimensions	[mm]
Length [l]	15
Height [h]	5



#### Ordering data

No. of pos.	Type	Item No.	Pcs./ Pkt.	Width w [mm]
2	PTSM 0,5/ 2-P-2,5	1778832	250	6.1
3	PTSM 0,5/ 3-P-2,5	1778845	250	8.6
4	PTSM 0,5/ 4-P-2,5	1778858	250	11.1
5	PTSM 0,5/ 5-P-2,5	1778861	100	13.6
6	PTSM 0,5/ 6-P-2,5	1778874	100	16.1
7	PTSM 0,5/ 7-P-2,5	1778887	100	18.6
8	PTSM 0,5/ 8-P-2,5	1778890	100	21.1

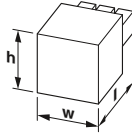


#### Technical data

Product Line	COMBICON Connectors XS		
Connection system / type of contact	COMBICON PTSM / Socket		
Locking	without		
Connection capacity			
rigid / flexible	[mm <sup>2</sup> ]	0.14 - 0.5 / 0.2 - 0.5	
Flexible with ferrules without plastic sleeve	[mm <sup>2</sup> ]	0.25 - 0.5	
Flexible with ferrules with plastic sleeve	[mm <sup>2</sup> ]	0.25 - 0.34	
Conductor cross section AWG/kcmil	24 - 20		
Stripping length	[mm]	6	
Electrical parameters			
rated current / nominal cross section	[A] / [mm <sup>2</sup> ]	6 / 0.5	
Surge voltage category/degree of pollution		III/3	III / 2 II / 2
Rated insulation voltage	[V]	100	160 320
Rated surge voltage	[kV]	2.5	2.5 2.5
General data			
Type of insulation material / insulation material group	PA / I		
Flammability rating in accordance with UL 94	V0		
Certification data			
Note	More detailed information on the approval data can be found on our website.		

### PCB connector, Push-in spring connection, Pitch: 2.5 mm

PTSM 0,5/...-P WH



Dimensions	[mm]
Length [l]	15
Height [h]	5



#### Ordering data

No. of pos.	Type	Item No.	Pcs./ Pkt.	Width w [mm]
2	PTSM 0,5/ 2-P-2,5 WH	1704853	250	6.1
3	PTSM 0,5/ 3-P-2,5 WH	1704854	250	8.6
4	PTSM 0,5/ 4-P-2,5 WH	1704857	250	11.1
5	PTSM 0,5/ 5-P-2,5 WH	1704858	100	13.6
6	PTSM 0,5/ 6-P-2,5 WH	1704859	100	16.1
7	PTSM 0,5/ 7-P-2,5 WH	1704860	100	18.6
8	PTSM 0,5/ 8-P-2,5 WH	1704861	100	21.1

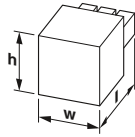


#### Technical data

Product Line	COMBICON Connectors XS		
Connection system / type of contact	COMBICON PTSM / Socket		
Locking	without		
Connection capacity			
rigid / flexible	[mm <sup>2</sup> ]	0.14 - 0.5 / 0.2 - 0.5	
Flexible with ferrules without plastic sleeve	[mm <sup>2</sup> ]	0.25 - 0.5	
Flexible with ferrules with plastic sleeve	[mm <sup>2</sup> ]	0.25 - 0.34	
Conductor cross section AWG/kcmil	24 - 20		
Stripping length	[mm]	6	
Electrical parameters			
rated current / nominal cross section	[A] / [mm <sup>2</sup> ]	6 / 0.5	
Surge voltage category/degree of pollution		III/3	III / 2 II / 2
Rated insulation voltage	[V]	100	160 320
Rated surge voltage	[kV]	2.5	2.5 2.5
General data			
Type of insulation material / insulation material group	PA / I		
Flammability rating in accordance with UL 94	V0		
Certification data			
Note	More detailed information on the approval data can be found on our website.		

PCB connector, Push-in spring connection, Pitch: 2.5 mm

PTSM 0,5/..-PL



Dimensions	[mm]
Length [l]	5.2
Height [h]	15



Ordering data

No. of pos.	Type	Item No.	Pcs./ Pkt.	Width w [mm]
2	PTSM 0,5/ 2-PL-2,5 BK	1709442	250	11.46
3	PTSM 0,5/ 3-PL-2,5 BK	1709443	250	13.96
4	PTSM 0,5/ 4-PL-2,5 BK	1709444	250	16.46
5	PTSM 0,5/ 5-PL-2,5 BK	1709446	100	18.96
6	PTSM 0,5/ 6-PL-2,5 BK	1709447	100	21.46
7	PTSM 0,5/ 7-PL-2,5 BK	1709448	100	23.96
8	PTSM 0,5/ 8-PL-2,5 BK	1709449	100	26.46

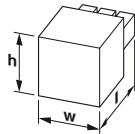


Technical data

Product Line	COMBICON Connectors XS		
Connection system / type of contact	COMBICON PTSM / Socket		
Locking	Self-locking flange		
Connection capacity			
rigid / flexible	[mm <sup>2</sup> ]	0.14 - 0.5 / 0.2 - 0.5	
Flexible with ferrules without plastic sleeve	[mm <sup>2</sup> ]	0.25 - 0.5	
Flexible with ferrules with plastic sleeve	[mm <sup>2</sup> ]	0.25 - 0.34	
Conductor cross section AWG/kcmil		24 - 20	
Stripping length	[mm]	6	
Electrical parameters			
rated current / nominal cross section	[A] / [mm <sup>2</sup> ]	6 / 0.5	
Surge voltage category/degree of pollution		III/3	III / 2 II / 2
Rated insulation voltage	[V]	100	160 320
Rated surge voltage	[kV]	2.5	2.5 2.5
General data			
Type of insulation material / insulation material group	PA / I		
Flammability rating in accordance with UL 94	V0		
Certification data			
Note	More detailed information on the approval data can be found on our website.		

PCB connector, Push-in spring connection, Pitch: 2.5 mm

PTSM 0,5/..-PL WH



Dimensions	[mm]
Length [l]	15
Height [h]	5.2



Ordering data

No. of pos.	Type	Item No.	Pcs./ Pkt.	Width w [mm]
2	PTSM 0,5/ 2-PL-2,5 WH	1709457	250	11.46
3	PTSM 0,5/ 3-PL-2,5 WH	1709459	250	13.96
4	PTSM 0,5/ 4-PL-2,5 WH	1709460	250	16.46
5	PTSM 0,5/ 5-PL-2,5 WH	1709462	100	18.96
6	PTSM 0,5/ 6-PL-2,5 WH	1709463	100	21.46
7	PTSM 0,5/ 7-PL-2,5 WH	1709464	100	23.96
8	PTSM 0,5/ 8-PL-2,5 WH	1709465	100	26.46



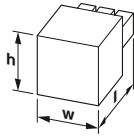
Technical data

Product Line	COMBICON Connectors XS		
Connection system / type of contact	COMBICON PTSM / Socket		
Locking	Self-locking flange		
Connection capacity			
rigid / flexible	[mm <sup>2</sup> ]	0.14 - 0.5 / 0.2 - 0.5	
Flexible with ferrules without plastic sleeve	[mm <sup>2</sup> ]	0.25 - 0.5	
Flexible with ferrules with plastic sleeve	[mm <sup>2</sup> ]	0.25 - 0.34	
Conductor cross section AWG/kcmil		24 - 20	
Stripping length	[mm]	6	
Electrical parameters			
rated current / nominal cross section	[A] / [mm <sup>2</sup> ]	6 / 0.5	
Surge voltage category/degree of pollution		III/3	III / 2 II / 2
Rated insulation voltage	[V]	100	160 320
Rated surge voltage	[kV]	2.5	2.5 2.5
General data			
Type of insulation material / insulation material group	PA / I		
Flammability rating in accordance with UL 94	V0		
Certification data			
Note	More detailed information on the approval data can be found on our website.		

## COMBICON connectors XS up to 0.5 mm<sup>2</sup> (20 AWG)

### PCB connector, Push-in spring connection, Pitch: 2.5 mm

PTSM 0,5/...-PI



Dimensions	[mm]
Length [l]	15.5
Height [h]	5



#### Ordering data

No. of pos.	Type	Item No.	Pcs./ Pkt.	Width w [mm]
2	PTSM 0,5/ 2-PI-2,5 BK	1709435	250	6.7
3	PTSM 0,5/ 3-PI-2,5 BK	1709436	250	9.2
4	PTSM 0,5/ 4-PI-2,5 BK	1709437	250	11.7
5	PTSM 0,5/ 5-PI-2,5 BK	1709438	100	14.2
6	PTSM 0,5/ 6-PI-2,5 BK	1709439	100	16.7
7	PTSM 0,5/ 7-PI-2,5 BK	1709440	100	19.2
8	PTSM 0,5/ 8-PI-2,5 BK	1709441	100	21.7

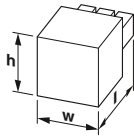


#### Technical data

Product Line	COMBICON Connectors XS		
Connection system / type of contact	COMBICON PTSM / Pin		
Locking	without		
Connection capacity			
rigid / flexible	[mm <sup>2</sup> ]	0.14 - 0.5 / 0.2 - 0.5	
Flexible with ferrules without plastic sleeve	[mm <sup>2</sup> ]	0.25 - 0.5	
Flexible with ferrules with plastic sleeve	[mm <sup>2</sup> ]	0.25 - 0.34	
Conductor cross section AWG/kcmil		24 - 20	
Stripping length	[mm]	6	
Electrical parameters			
rated current / nominal cross section	[A] / [mm <sup>2</sup> ]	6 / 0.5	
Surge voltage category/degree of pollution		III/3	III / 2 II / 2
Rated insulation voltage	[V]	100	160 320
Rated surge voltage	[kV]	1.5	2.5 2.5
General data			
Type of insulation material / insulation material group	PA / I		
Flammability rating in accordance with UL 94	V0		
Certification data			
Note	More detailed information on the approval data can be found on our website.		

### PCB connector, Push-in spring connection, Pitch: 2.5 mm

PTSM 0,5/...-PI WH



Dimensions	[mm]
Length [l]	15.5
Height [h]	5



#### Ordering data

No. of pos.	Type	Item No.	Pcs./ Pkt.	Width w [mm]
2	PTSM 0,5/ 2-PI-2,5 WH	1709450	250	6.7
3	PTSM 0,5/ 3-PI-2,5 WH	1709451	250	9.2
4	PTSM 0,5/ 4-PI-2,5 WH	1709452	250	16.46
5	PTSM 0,5/ 5-PI-2,5 WH	1709453	100	14.2
6	PTSM 0,5/ 6-PI-2,5 WH	1709454	100	16.7
7	PTSM 0,5/ 7-PI-2,5 WH	1709455	100	19.2
8	PTSM 0,5/ 8-PI-2,5 WH	1709456	100	21.7

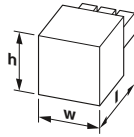


#### Technical data

Product Line	COMBICON Connectors XS		
Connection system / type of contact	COMBICON PTSM / Pin		
Locking	without		
Connection capacity			
rigid / flexible	[mm <sup>2</sup> ]	0.14 - 0.5 / 0.2 - 0.5	
Flexible with ferrules without plastic sleeve	[mm <sup>2</sup> ]	0.25 - 0.5	
Flexible with ferrules with plastic sleeve	[mm <sup>2</sup> ]	0.25 - 0.34	
Conductor cross section AWG/kcmil		24 - 20	
Stripping length	[mm]	6	
Electrical parameters			
rated current / nominal cross section	[A] / [mm <sup>2</sup> ]	6 / 0.5	
Surge voltage category/degree of pollution		III/3	III / 2 II / 2
Rated insulation voltage	[V]	100	160 320
Rated surge voltage	[kV]	1.5	2.5 2.5
General data			
Type of insulation material / insulation material group	PA / I		
Flammability rating in accordance with UL 94	V0		
Certification data			
Note	More detailed information on the approval data can be found on our website.		

PCB connector, Crimp connection, Pitch: 2.5 mm

PTCM 0,5/..-PL



Dimensions	[mm]
Length [l]	3.9
Height [h]	16.2



Ordering data

No. of pos.	Type	Item No.	Pcs./ Pkt.	Width w [mm]
2	PTCM 0,5/ 2-PL-2,5 BK	1048116	250	14.46
3	PTCM 0,5/ 3-PL-2,5 BK	1048117	250	16.96
4	PTCM 0,5/ 4-PL-2,5 BK	1048118	250	19.46
5	PTCM 0,5/ 5-PL-2,5 BK	1048119	100	21.96
6	PTCM 0,5/ 6-PL-2,5 BK	1048121	100	24.46
7	PTCM 0,5/ 7-PL-2,5 BK	1048122	100	26.96
8	PTCM 0,5/ 8-PL-2,5 BK	1048123	100	29.46

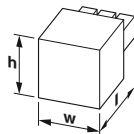


Technical data

Product Line	COMBICON Connectors XS		
Connection system / type of contact	COMBICON PTSM / Socket		
Locking	Self-locking flange		
Connection capacity			
rigid / flexible	[mm <sup>2</sup> ]	- / 0.14 - 0.75	
Conductor cross section AWG/kcmil		26 - 18	
Stripping length	[mm]	4.1 - 4.5	
Electrical parameters			
rated current / nominal cross section	[A] / [mm <sup>2</sup> ]	6 / 0.75	
Surge voltage category/degree of pollution		III / 3	III / 2
Rated insulation voltage	[V]	160	160
Rated surge voltage	[kV]	2.5	2.5
General data			
Type of insulation material / insulation material group	PA / I		
Flammability rating in accordance with UL 94	V0		
Certification data			
Note	More detailed information on the approval data can be found on our website.		

PCB connector, Crimp connection, Pitch: 2.5 mm

PTCM 0,5/..-PI



Dimensions	[mm]
Length [l]	18.3
Height [h]	5



Ordering data

No. of pos.	Type	Item No.	Pcs./ Pkt.	Width w [mm]
2	PTCM 0,5/ 2-PI-2,5 BK	1047894	250	6.7
3	PTCM 0,5/ 3-PI-2,5 BK	1047897	250	9.2
4	PTCM 0,5/ 4-PI-2,5 BK	1047898	250	11.7
5	PTCM 0,5/ 5-PI-2,5 BK	1047899	250	14.2
6	PTCM 0,5/ 6-PI-2,5 BK	1047900	250	16.7
7	PTCM 0,5/ 7-PI-2,5 BK	1047901	250	19.2
8	PTCM 0,5/ 8-PI-2,5 BK	1047902	250	21.7



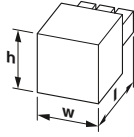
Technical data

Product Line	COMBICON Connectors XS		
Connection system / type of contact	COMBICON PTSM / Pin		
Locking	Engagement nose		
Connection capacity			
rigid / flexible	[mm <sup>2</sup> ]	- / 0.14 - 0.75	
Conductor cross section AWG/kcmil		26 - 18	
Stripping length	[mm]	4.1 - 4.5	
Electrical parameters			
rated current / nominal cross section	[A] / [mm <sup>2</sup> ]	6 / 0.75	
Surge voltage category/degree of pollution		III / 3	III / 2
Rated insulation voltage	[V]	160	160
Rated surge voltage	[kV]	2.5	2.5
General data			
Type of insulation material / insulation material group	PA / I		
Flammability rating in accordance with UL 94	V0		
Certification data			
Note	More detailed information on the approval data can be found on our website.		

## COMBICON connectors XS up to 0.5 mm<sup>2</sup> (20 AWG)

### PCB connector, Crimp connection, Pitch: 2.5 mm

PTCM 0,5/...-PL



Dimensions	[mm]
Length [l]	16.2
Height [h]	3.9



#### Ordering data

No. of pos.	Type	Item No.	Pcs./ Pkt.	Width w [mm]
2	PTCM 0,5/ 2-PL-2,5 WH	1015464	250	14.46
3	PTCM 0,5/ 3-PL-2,5 WH	1015463	250	16.96
4	PTCM 0,5/ 4-PL-2,5 WH	1015462	250	19.46
5	PTCM 0,5/ 5-PL-2,5 WH	1015461	100	21.96
6	PTCM 0,5/ 6-PL-2,5 WH	1015460	100	24.46
7	PTCM 0,5/ 7-PL-2,5 WH	1015459	100	26.96
8	PTCM 0,5/ 8-PL-2,5 WH	1015458	100	29.46

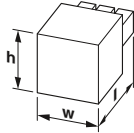


#### Technical data

Product Line	COMBICON Connectors XS		
Connection system / type of contact	COMBICON PTSM / Socket		
Locking	Self-locking flange		
Connection capacity			
rigid / flexible	[mm <sup>2</sup> ]	- / 0.14 - 0.75	
Conductor cross section AWG/kcmil	26 - 18		
Stripping length	[mm]	4.1 - 4.5	
Electrical parameters			
rated current / nominal cross section	[A] / [mm <sup>2</sup> ]	6 / 0.75	
Surge voltage category/degree of pollution		III / 2	II / 2
Rated insulation voltage	[V]	160	320
Rated surge voltage	[kV]	2.5	2.5
General data			
Type of insulation material / insulation material group	PA / I		
Flammability rating in accordance with UL 94	V0		
Certification data			
Note	More detailed information on the approval data can be found on our website.		

### PCB connector, Crimp connection, Pitch: 2.5 mm

PTCM 0,5/...-PI



Dimensions	[mm]
Length [l]	18.3
Height [h]	5



#### Ordering data

No. of pos.	Type	Item No.	Pcs./ Pkt.	Width w [mm]
2	PTCM 0,5/ 2-PI-2,5 WH	1015242	250	6.7
3	PTCM 0,5/ 3-PI-2,5 WH	1015243	250	9.2
4	PTCM 0,5/ 4-PI-2,5 WH	1015244	250	11.7
5	PTCM 0,5/ 5-PI-2,5 WH	1015245	100	14.2
6	PTCM 0,5/ 6-PI-2,5 WH	1015246	100	16.7
7	PTCM 0,5/ 7-PI-2,5 WH	1015247	100	19.2
8	PTCM 0,5/ 8-PI-2,5 WH	1015248	100	21.7

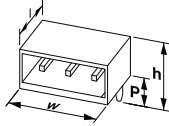


#### Technical data

Product Line	COMBICON Connectors XS		
Connection system / type of contact	COMBICON PTSM / Pin		
Locking	Engagement nose		
Connection capacity			
rigid / flexible	[mm <sup>2</sup> ]	- / 0.14 - 0.75	
Conductor cross section AWG/kcmil	26 - 18		
Stripping length	[mm]	4.1 - 4.5	
Electrical parameters			
rated current / nominal cross section	[A] / [mm <sup>2</sup> ]	6 / 0.75	
Surge voltage category/degree of pollution		III / 2	II / 2
Rated insulation voltage	[V]	160	320
Rated surge voltage	[kV]	2.5	2.5
General data			
Type of insulation material / insulation material group	PA / I		
Flammability rating in accordance with UL 94	V0		
Certification data			
Note	More detailed information on the approval data can be found on our website.		

PCB headers, Pitch: 2.5 mm

PTSM 0,5/..-HH-THR, Linear pinning



Dimensions	[mm]
Solder pin length [P]	2.1
Length [l]	7.5
Height [h]	7
Installed height	5



Ordering data

No. of pos.	Type	Item No.	Pcs./ Pkt.	Width w [mm]
2	PTSM 0,5/ 2-HH-2,5-THR R16	1778625	500	6.7
3	PTSM 0,5/ 3-HH-2,5-THR R32	1778638	500	9.2
4	PTSM 0,5/ 4-HH-2,5-THR R32	1778641	500	11.7
5	PTSM 0,5/ 5-HH-2,5-THR R32	1778654	500	14.2
6	PTSM 0,5/ 6-HH-2,5-THR R32	1778667	500	16.7
7	PTSM 0,5/ 7-HH-2,5-THR R44	1778670	500	19.2
8	PTSM 0,5/ 8-HH-2,5-THR R44	1778683	500	21.7

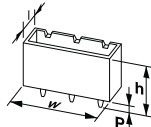


Technical data

Product Line	COMBICON Connectors XS		
Connection system / type of contact	COMBICON PTSM / Pin		
Locking	without		
Electrical parameters			
rated current / nominal cross section	[A] / [mm <sup>2</sup> ]	6 / 0.5	
Surge voltage category/degree of pollution		III/3	II / 2
Rated insulation voltage	[V]	50	160
Rated surge voltage	[kV]	2.5	2.5
General data			
Type of insulation material / insulation material group	LCP / IIIa		
Flammability rating in accordance with UL 94	V0		
Certification data			
Note	More detailed information on the approval data can be found on our website.		

PCB headers, Pitch: 2.5 mm

PTSM 0,5/..-HV-THR, Linear pinning

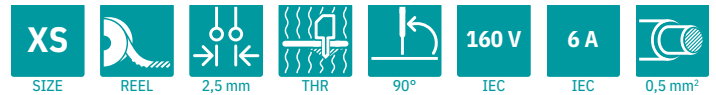


Dimensions	[mm]
Solder pin length [P]	2
Length [l]	5
Height [h]	9.5
Installed height	7.5



Ordering data

No. of pos.	Type	Item No.	Pcs./ Pkt.	Width w [mm]
2	PTSM 0,5/ 2-HV-2,5-THR R32	1778557	330	6.7
3	PTSM 0,5/ 3-HV-2,5-THR R32	1778560	330	9.2
4	PTSM 0,5/ 4-HV-2,5-THR R32	1778573	330	11.7
5	PTSM 0,5/ 5-HV-2,5-THR R32	1778586	330	14.2
6	PTSM 0,5/ 6-HV-2,5-THR R32	1778599	330	16.7
7	PTSM 0,5/ 7-HV-2,5-THR R44	1778609	330	19.2
8	PTSM 0,5/ 8-HV-2,5-THR R44	1778612	330	21.7



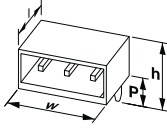
Technical data

Product Line	COMBICON Connectors XS		
Connection system / type of contact	COMBICON PTSM / Pin		
Locking	without		
Electrical parameters			
rated current / nominal cross section	[A] / [mm <sup>2</sup> ]	6 / 0.5	
Surge voltage category/degree of pollution		III/3	II / 2
Rated insulation voltage	[V]	50	160
Rated surge voltage	[kV]	2.5	2.5
General data			
Type of insulation material / insulation material group	LCP / IIIa		
Flammability rating in accordance with UL 94	V0		
Certification data			
Note	More detailed information on the approval data can be found on our website.		

## COMBICON connectors XS up to 0.5 mm<sup>2</sup> (20 AWG)

### PCB headers, Pitch: 2.5 mm

PTSM 0,5/...-HH-THR WH, Linear pinning



Dimensions	[mm]
Solder pin length [P]	2.1
Length [l]	7.5
Height [h]	7
Installed height	5



#### Ordering data

No. of pos.	Type	Item No.	Pcs./ Pkt.	Width w [mm]
2	PTSM 0,5/ 2-HH-2,5-THR WH R16	1814841	500	6.7
3	PTSM 0,5/ 3-HH-2,5-THR WH R32	1814854	500	9.2
4	PTSM 0,5/ 4-HH-2,5-THR WH R32	1814867	500	11.7
5	PTSM 0,5/ 5-HH-2,5-THR WH R32	1814870	500	14.2
6	PTSM 0,5/ 6-HH-2,5-THR WH R32	1814883	500	16.7
7	PTSM 0,5/ 7-HH-2,5-THR WH R44	1814896	500	19.2
8	PTSM 0,5/ 8-HH-2,5-THR WH R44	1814906	500	21.7

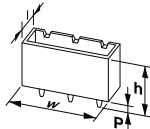


#### Technical data

Product Line	COMBICON Connectors XS		
Connection system / type of contact	COMBICON PTSM / Pin		
Locking	without		
Electrical parameters			
rated current / nominal cross section	[A] / [mm <sup>2</sup> ]	6 / 0.5	
Surge voltage category/degree of pollution		III/3	II / 2
Rated insulation voltage	[V]	125	160
Rated surge voltage	[kV]	2.5	2.5
General data			
Type of insulation material / insulation material group	PA / I		
Flammability rating in accordance with UL 94	V0		
Certification data			
Note	More detailed information on the approval data can be found on our website.		

### PCB headers, Pitch: 2.5 mm

PTSM 0,5/...-HV-THR WH, Linear pinning

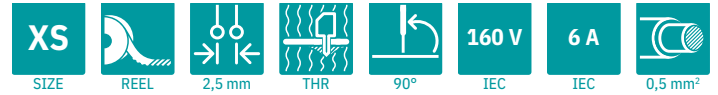


Dimensions	[mm]
Solder pin length [P]	2
Length [l]	5
Height [h]	9.5
Installed height	7.5



#### Ordering data

No. of pos.	Type	Item No.	Pcs./ Pkt.	Width w [mm]
2	PTSM 0,5/ 2-HV-2,5-THR WH R32	1815264	330	6.7
3	PTSM 0,5/ 3-HV-2,5-THR WH R32	1815277	330	9.2
4	PTSM 0,5/ 4-HV-2,5-THR WH R32	1815280	330	11.7
5	PTSM 0,5/ 5-HV-2,5-THR WH R32	1815293	330	14.2
6	PTSM 0,5/ 6-HV-2,5-THR WH R32	1815303	330	16.7
7	PTSM 0,5/ 7-HV-2,5-THR WH R44	1815316	330	19.2
8	PTSM 0,5/ 8-HV-2,5-THR WH R44	1815329	330	21.7



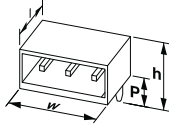
#### Technical data

Product Line	COMBICON Connectors XS		
Connection system / type of contact	COMBICON PTSM / Pin		
Locking	without		
Electrical parameters			
rated current / nominal cross section	[A] / [mm <sup>2</sup> ]	6 / 0.5	
Surge voltage category/degree of pollution		III/3	II / 2
Rated insulation voltage	[V]	125	160
Rated surge voltage	[kV]	2.5	2.5
General data			
Type of insulation material / insulation material group	PA / I		
Flammability rating in accordance with UL 94	V0		
Certification data			
Note	More detailed information on the approval data can be found on our website.		



PCB headers, Pitch: 2.5 mm

PTSM 0,5/...-HHI-THR, Linear pinning



Dimensions	[mm]
Solder pin length [P]	2.1
Length [l]	12
Height [h]	7.1
Installed height	5



Ordering data

No. of pos.	Type	Item No.	Pcs./ Pkt.	Width w [mm]
2	PTSM 0,5/ 2-HHI1-2,5-THR R24	1810780	500	5.5
3	PTSM 0,5/ 3-HHI1-2,5-THR R32	1810793	500	8
4	PTSM 0,5/ 4-HHI1-2,5-THR R32	1810803	500	10.5
5	PTSM 0,5/ 5-HHI1-2,5-THR R32	1810816	500	13
6	PTSM 0,5/ 6-HHI1-2,5-THR R32	1810829	500	15.5
7	PTSM 0,5/ 7-HHI1-2,5-THR R32	1810832	500	18
8	PTSM 0,5/ 8-HHI1-2,5-THR R32	1810845	500	20.5

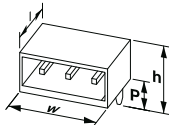


Technical data

Product Line	COMBICON Connectors XS		
Connection system / type of contact	COMBICON PTSM / Socket		
Locking	without		
Electrical parameters			
rated current / nominal cross section	[A] / [mm <sup>2</sup> ]	6 / 0.5	
Surge voltage category/degree of pollution		III/3	II / 2
Rated insulation voltage	[V]	63	160
Rated surge voltage	[kV]	2.5	2.5
General data			
Type of insulation material / insulation material group	LCP / IIIa		
Flammability rating in accordance with UL 94	V0		
Certification data			
Note	More detailed information on the approval data can be found on our website.		

PCB headers, Pitch: 2.5 mm

PTSM 0,5/...-HHI-THR WH, Linear pinning



Dimensions	[mm]
Solder pin length [P]	2.1
Length [l]	12
Height [h]	7.1
Installed height	5



Ordering data

No. of pos.	Type	Item No.	Pcs./ Pkt.	Width w [mm]
2	PTSM 0,5/ 2-HHI-2,5-THR WH R24	1814980	500	5.5
3	PTSM 0,5/ 3-HHI-2,5-THR WH R32	1814993	500	8
4	PTSM 0,5/ 4-HHI-2,5-THR WH R32	1815002	500	10.5
5	PTSM 0,5/ 5-HHI-2,5-THR WH R32	1815015	500	13
6	PTSM 0,5/ 6-HHI-2,5-THR WH R32	1815028	500	15.5
7	PTSM 0,5/ 7-HHI-2,5-THR WH R32	1815031	500	18
8	PTSM 0,5/ 8-HHI-2,5-THR WH R32	1815044	500	20.5



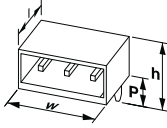
Technical data

Product Line	COMBICON Connectors XS		
Connection system / type of contact	COMBICON PTSM / Socket		
Locking	without		
Electrical parameters			
rated current / nominal cross section	[A] / [mm <sup>2</sup> ]	6 / 0.5	
Surge voltage category/degree of pollution		III/3	II / 2
Rated insulation voltage	[V]	160	160
Rated surge voltage	[kV]	2.5	2.5
General data			
Type of insulation material / insulation material group	PA / I		
Flammability rating in accordance with UL 94	V0		
Certification data			
Note	More detailed information on the approval data can be found on our website.		

## COMBICON connectors XS up to 0.5 mm<sup>2</sup> (20 AWG)

### PCB headers, Pitch: 2.5 mm

PTSM 0,5/...-HH-SMD, Linear pad geometry



Dimensions	[mm]
Solder pin length [P]	-
Length [l]	7.5
Height [h]	5
Installed height	5



#### Ordering data

No. of pos.	Type	Item No.	Pcs./ Pkt.	Width w [mm]
2	PTSM 0,5/ 2-HH-2,5-SMD R32	1778764	600	8.8
3	PTSM 0,5/ 3-HH-2,5-SMD R32	1778777	600	11.3
4	PTSM 0,5/ 4-HH-2,5-SMD R32	1778780	600	13.8
5	PTSM 0,5/ 5-HH-2,5-SMD R32	1778793	600	16.3
6	PTSM 0,5/ 6-HH-2,5-SMD R44	1778803	600	18.8
7	PTSM 0,5/ 7-HH-2,5-SMD R44	1778816	600	21.3
8	PTSM 0,5/ 8-HH-2,5-SMD R44	1778829	600	23.8

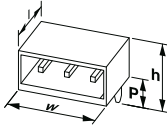


#### Technical data

Product Line	COMBICON Connectors XS		
Connection system / type of contact	COMBICON PTSM / Pin		
Locking	without		
Electrical parameters			
rated current / nominal cross section	[A] / [mm <sup>2</sup> ]	6 / 0.5	
Surge voltage category/degree of pollution		III/3	II / 2
Rated insulation voltage	[V]	50	160
Rated surge voltage	[kV]	2.5	2.5
General data			
Type of insulation material / insulation material group	LCP / IIIa		
Flammability rating in accordance with UL 94	V0		
Certification data			
Note	More detailed information on the approval data can be found on our website.		

### PCB headers, Pitch: 2.5 mm

PTSM 0,5/...-HH-SMD WH, Linear pad geometry



Dimensions	[mm]
Solder pin length [P]	-
Length [l]	9.5
Height [h]	5
Installed height	5



#### Ordering data

No. of pos.	Type	Item No.	Pcs./ Pkt.	Width w [mm]
2	PTSM 0,5/ 2-HH0-2,5-SMD WH R32	1814919	600	10.6
3	PTSM 0,5/ 3-HH0-2,5-SMD WH R32	1814922	600	13.1
4	PTSM 0,5/ 4-HH0-2,5-SMD WH R32	1814935	600	15.6
5	PTSM 0,5/ 5-HH0-2,5-SMD WH R32	1814948	600	18.1
6	PTSM 0,5/ 6-HH0-2,5-SMD WH R44	1814951	600	20.6
7	PTSM 0,5/ 7-HH0-2,5-SMD WH R44	1814964	600	23.1
8	PTSM 0,5/ 8-HH0-2,5-SMD WH R44	1814977	600	25.6

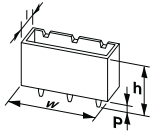


#### Technical data

Product Line	COMBICON Connectors XS		
Connection system / type of contact	COMBICON PTSM / Pin		
Locking	without		
Electrical parameters			
rated current / nominal cross section	[A] / [mm <sup>2</sup> ]	6 / 0.5	
Surge voltage category/degree of pollution		III/3	II / 2
Rated insulation voltage	[V]	125	160
Rated surge voltage	[kV]	2.5	2.5
General data			
Type of insulation material / insulation material group	PA / I		
Flammability rating in accordance with UL 94	V0		
Certification data			
Note	More detailed information on the approval data can be found on our website.		

PCB headers, Pitch: 2.5 mm

PTSM 0,5/...-HTB-SMD WH, Linear pad geometry




Dimensions	[mm]
Solder pin length [P]	-
Length [l]	9.5
Height [h]	8.2
Installed height	8.2



Ordering data

No. of pos.	Type	Item No.	Pcs./ Pkt.	Width w [mm]
2	PTSM 0,5/ 2-HTB-2,5-SMD WH R24	1830126	330	9.7
3	PTSM 0,5/ 3-HTB-2,5-SMD WH R44	1830139	330	12.2
4	PTSM 0,5/ 4-HTB-2,5-SMD WH R44	1830142	330	14.7
5	PTSM 0,5/ 5-HTB-2,5-SMD WH R44	1830155	330	17.2
6	PTSM 0,5/ 6-HTB-2,5-SMD WH R44	1830168	330	19.7
7	PTSM 0,5/ 7-HTB-2,5-SMD WH R44	1830171	330	22.2
8	PTSM 0,5/ 8-HTB-2,5-SMD WH R44	1830184	330	24.7

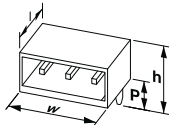


Technical data

Product Line	COMBICON Connectors XS		
Connection system / type of contact	COMBICON PTSM / Pin		
Locking	without		
Electrical parameters			
rated current / nominal cross section	[A] / [mm <sup>2</sup> ]	6 / 0.5	
Surge voltage category/degree of pollution		III/3	II / 2
Rated insulation voltage	[V]	125	160 250
Rated surge voltage	[kV]	2.5	2.5 2.5
General data			
Type of insulation material / insulation material group	PA / I		
Flammability rating in accordance with UL 94	V0		
Certification data			
Note	More detailed information on the approval data can be found on our website.		

PCB headers, Pitch: 2.5 mm

PTSM 0,5/...-HHI-SMD, Linear pad geometry



Dimensions	[mm]
Solder pin length [P]	2
Length [l]	14
Height [h]	7
Installed height	5



Ordering data

No. of pos.	Type	Item No.	Pcs./ Pkt.	Width w [mm]
2	PTSM 0,5/ 2-HHI-2,5-SMD R24	1810719	500	9.8
3	PTSM 0,5/ 3-HHI-2,5-SMD R44	1810722	500	12.3
4	PTSM 0,5/ 4-HHI-2,5-SMD R44	1810735	500	14.8
5	PTSM 0,5/ 5-HHI-2,5-SMD R44	1810748	500	17.3
6	PTSM 0,5/ 6-HHI-2,5-SMD R44	1810751	500	19.8
7	PTSM 0,5/ 7-HHI-2,5-SMD R44	1810764	500	22.3
8	PTSM 0,5/ 8-HHI-2,5-SMD R44	1810777	500	24.8



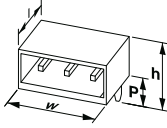
Technical data

Product Line	COMBICON Connectors XS		
Connection system / type of contact	COMBICON PTSM / Socket		
Locking	without		
Electrical parameters			
rated current / nominal cross section	[A] / [mm <sup>2</sup> ]	6 / 0.5	
Surge voltage category/degree of pollution		III/3	II / 2
Rated insulation voltage	[V]	63	160 200
Rated surge voltage	[kV]	2.5	2.5 2.5
General data			
Type of insulation material / insulation material group	LCP / IIIa		
Flammability rating in accordance with UL 94	V0		
Certification data			
Note	More detailed information on the approval data can be found on our website.		

# COMBICON connectors XS up to 0.5 mm<sup>2</sup> (20 AWG)

## PCB headers, Pitch: 2.5 mm

PTSM 0,5/...HHI-SMD WH, Linear pad geometry



Dimensions	[mm]
Solder pin length [P]	-
Length [l]	14
Height [h]	5
Installed height	5



### Ordering data

No. of pos.	Type	Item No.	Pcs./ Pkt.	Width w [mm]
2	PTSM 0,5/ 2-HHI0-2,5-SMD WHR24	1815196	500	9.8
3	PTSM 0,5/ 3-HHI0-2,5-SMD WHR44	1815206	500	12.3
4	PTSM 0,5/ 4-HHI0-2,5-SMD WHR44	1815219	500	14.8
5	PTSM 0,5/ 5-HHI0-2,5-SMD WHR44	1815222	500	17.3
6	PTSM 0,5/ 6-HHI0-2,5-SMD WHR44	1815235	500	19.8
7	PTSM 0,5/ 7-HHI0-2,5-SMD WHR44	1815248	500	22.3
8	PTSM 0,5/ 8-HHI0-2,5-SMD WHR44	1815251	500	24.8

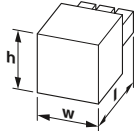


### Technical data

Product Line	COMBICON Connectors XS		
Connection system / type of contact	COMBICON PTSM / Socket		
Locking	without		
Electrical parameters			
rated current / nominal cross section	[A] / [mm <sup>2</sup> ]	6 / 0.5	
Surge voltage category/degree of pollution		III/3	II / 2
Rated insulation voltage	[V]	160	320
Rated surge voltage	[kV]	2.5	2.5
General data			
Type of insulation material / insulation material group	PA / I		
Flammability rating in accordance with UL 94	V0		
Certification data			
Note	More detailed information on the approval data can be found on our website.		

## PCB connector, Push-in spring connection, Pitch: 3.5 mm

FK-MPT 0,5/...ST



Dimensions	[mm]
Length [l]	9.5
Height [h]	8.5



### Ordering data

No. of pos.	Type	Item No.	Pcs./ Pkt.	Width w [mm]
2	FK-MPT 0,5/ 2-ST-3,5	1913921	50	7.5
3	FK-MPT 0,5/ 3-ST-3,5	1913934	50	11
4	FK-MPT 0,5/ 4-ST-3,5	1913947	50	14.5
5	FK-MPT 0,5/ 5-ST-3,5	1913950	50	18
6	FK-MPT 0,5/ 6-ST-3,5	1913963	50	21.5
7	FK-MPT 0,5/ 7-ST-3,5	1913976	50	25
8	FK-MPT 0,5/ 8-ST-3,5	1913989	50	28.5
9	FK-MPT 0,5/ 9-ST-3,5	1913992	50	32
10	FK-MPT 0,5/10-ST-3,5	1914001	50	35.5
11	FK-MPT 0,5/11-ST-3,5	1914027	50	39
12	FK-MPT 0,5/12-ST-3,5	1914030	50	42.5
13	FK-MPT 0,5/13-ST-3,5	1914043	50	46
14	FK-MPT 0,5/14-ST-3,5	1914056	50	49.5
15	FK-MPT 0,5/15-ST-3,5	1914069	50	53
16	FK-MPT 0,5/16-ST-3,5	1914072	50	56.5

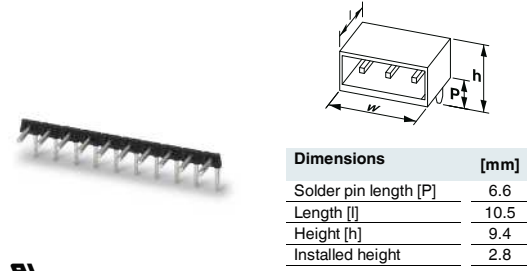


### Technical data

Product Line	COMBICON Connectors XS		
Connection system / type of contact	COMBICON PST 1,0 / Socket		
Locking	without		
Connection capacity			
rigid / flexible	[mm <sup>2</sup> ]	0.12 - 0.5 / -	
Conductor cross section AWG/kcmil		26 - 20	
Stripping length	[mm]	6.5	
Electrical parameters			
rated current / nominal cross section	[A] / [mm <sup>2</sup> ]	4 / 0.5	
Surge voltage category/degree of pollution		III/3	II / 2
Rated insulation voltage	[V]	160	250
Rated surge voltage	[kV]	2.5	2.5
General data			
Type of insulation material / insulation material group	PBT / IIIa		
Flammability rating in accordance with UL 94	V0		
Certification data			
Note	More detailed information on the approval data can be found on our website.		

**Pin strip, Pitch: 3.5 mm**

PST 1,0/..-H, Linear pinning



Dimensions	[mm]
Solder pin length [P]	6.6
Length [l]	10.5
Height [h]	9.4
Installed height	2.8



**Ordering data**

No. of pos.	Type	Item No.	Pcs./ Pkt.	Width w [mm]
2	PST 1,0/ 2-H-3,5	1737019	50	7
3	PST 1,0/ 3-H-3,5	1737022	50	10.5
4	PST 1,0/ 4-H-3,5	1737035	50	14
5	PST 1,0/ 5-H-3,5	1737048	50	17.5
6	PST 1,0/ 6-H-3,5	1737051	50	21
7	PST 1,0/ 7-H-3,5	1737064	50	24.5
8	PST 1,0/ 8-H-3,5	1737077	50	28
9	PST 1,0/ 9-H-3,5	1737080	50	31.5
10	PST 1,0/10-H-3,5	1737093	50	35
11	PST 1,0/11-H-3,5	1737103	50	38.5
12	PST 1,0/12-H-3,5	1737116	50	42
13	PST 1,0/13-H-3,5	1737129	50	45.5
14	PST 1,0/14-H-3,5	1737132	50	49
15	PST 1,0/15-H-3,5	1737145	50	52.5
16	PST 1,0/16-H-3,5	1737158	50	56
17	PST 1,0/17-H-3,5	1737161	50	59.5
18	PST 1,0/18-H-3,5	1737174	50	63
19	PST 1,0/19-H-3,5	1737187	50	66.5
20	PST 1,0/20-H-3,5	1737190	50	70
21	PST 1,0/21-H-3,5	1737200	50	73.5
22	PST 1,0/22-H-3,5	1737213	50	77
23	PST 1,0/23-H-3,5	1737226	50	80.5
24	PST 1,0/24-H-3,5	1737239	50	84

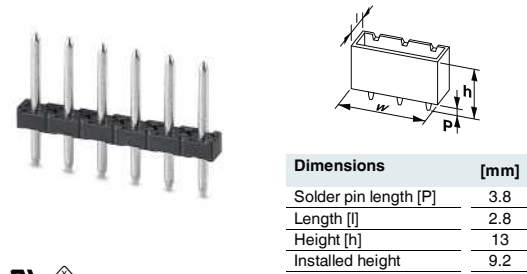


**Technical data**

Product Line	COMBICON Connectors S		
Connection system / type of contact	COMBICON PST 1,0 / Pin		
Locking	without		
<b>Electrical parameters</b>			
rated current / nominal cross section	[A] / [mm <sup>2</sup> ]	8 / 1.5	
Surge voltage category/degree of pollution		III/3	II / 2
Rated insulation voltage	[V]	160	250
Rated surge voltage	[kV]	2.5	2.5
<b>General data</b>			
Type of insulation material / insulation material group	PA / IIIa		
Flammability rating in accordance with UL 94	V0		
<b>Certification data</b>			
Note	More detailed information on the approval data can be found on our website.		

**Pin strip, Pitch: 3.5 mm**

PST 1,0/..-V, Linear pinning

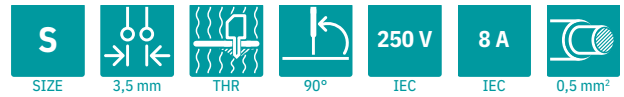


Dimensions	[mm]
Solder pin length [P]	3.8
Length [l]	2.8
Height [h]	13
Installed height	9.2



**Ordering data**

No. of pos.	Type	Item No.	Pcs./ Pkt.	Width w [mm]
2	PST 1,0/ 2-3,5	1945096	250	6.6
3	PST 1,0/ 3-3,5	1945106	250	10.1
4	PST 1,0/ 4-3,5	1945119	250	13.6
5	PST 1,0/ 5-3,5	1945122	250	17.1
6	PST 1,0/ 6-3,5	1945135	100	20.6
7	PST 1,0/ 7-3,5	1945148	100	24.1
8	PST 1,0/ 8-3,5	1945151	100	27.6
9	PST 1,0/ 9-3,5	1945164	100	31.1
10	PST 1,0/10-3,5	1945177	100	35
11	PST 1,0/11-3,5	1945180	100	38.5
12	PST 1,0/12-3,5	1945193	100	42
13	PST 1,0/13-3,5	1945203	50	45.5
14	PST 1,0/14-3,5	1945216	50	49
15	PST 1,0/15-3,5	1945229	50	52.5
16	PST 1,0/16-3,5	1945232	50	56
17	PST 1,0/17-3,5	1945245	50	59.5
18	PST 1,0/18-3,5	1945258	50	63
23	PST 1,0/23-3,5	1945300	50	80.5
24	PST 1,0/24-3,5	1945313	50	84



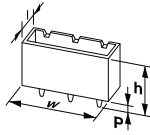
**Technical data**

Product Line	COMBICON Connectors S		
Connection system / type of contact	COMBICON PST 1,0 / Pin		
Locking	without		
<b>Electrical parameters</b>			
rated current / nominal cross section	[A] / [mm <sup>2</sup> ]	8 / 0.5	
Surge voltage category/degree of pollution		III/3	II / 2
Rated insulation voltage	[V]	160	250
Rated surge voltage	[kV]	2.5	2.5
<b>General data</b>			
Type of insulation material / insulation material group	PA / IIIa		
Flammability rating in accordance with UL 94	V0		
<b>Certification data</b>			
Note	More detailed information on the approval data can be found on our website.		

# COMBICON connectors XS up to 0.5 mm<sup>2</sup> (20 AWG)

## Pin strip, Pitch: 3.5 mm

PST 1,0/...-V, Linear pinning

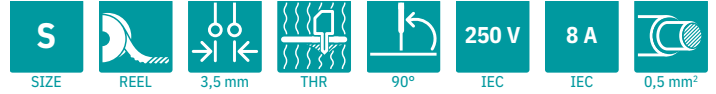


Dimensions	[mm]
Solder pin length [P]	3.8
Length [l]	2.8
Height [h]	13
Installed height	9.2



### Ordering data

No. of pos.	Type	Item No.	Pcs./ Pkt.	Width w [mm]
2	PST 1,0/ 2-3,5 R24	1720233	330	6.6
3	PST 1,0/ 3-3,5 R24	1720246	330	10.1
4	PST 1,0/ 4-3,5 R24	1995525	330	13.6
5	PST 1,0/ 5-3,5 R56	1720259	250	17.1
6	PST 1,0/ 6-3,5 R56	1720262	250	20.6
7	PST 1,0/ 7-3,5 R56	1995538	250	24.1
8	PST 1,0/ 8-3,5 R56	1720275	250	27.6
9	PST 1,0/ 9-3,5 R56	1995541	250	31.1
10	PST 1,0/10-3,5 R56	1720288	250	35
11	PST 1,0/11-3,5 R56	1720291	250	38.3
12	PST 1,0/12-3,5 R72	1752544	250	42



### Technical data

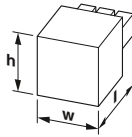
Product Line	COMBICON Connectors S		
Connection system / type of contact	COMBICON PST 1,0 / Pin		
Locking	without		
Electrical parameters			
rated current / nominal cross section	[A] / [mm <sup>2</sup> ]	8 / 0.5	
Surge voltage category/degree of pollution		III/3	III / 2
Rated insulation voltage	[V]	160	250
Rated surge voltage	[kV]	2.5	2.5
General data			
Type of insulation material / insulation material group	PA / IIIa		
Flammability rating in accordance with UL 94	V0		
Certification data			
Note	More detailed information on the approval data can be found on our website.		



## COMBICON connectors S up to 1.5 mm<sup>2</sup> (16 AWG)

### PCB connector, Screw connection with wire protector, Pitch: 3.5 mm

PT 1,5/...-PH



Dimensions	[mm]
Length [l]	12.9
Height [h]	11



#### Ordering data

No. of pos.	Type	Item No.	Pcs./ Pkt.	Width w [mm]
2	PT 1,5/ 2-PH-3,5	1984316	250	7
3	PT 1,5/ 3-PH-3,5	1984329	250	10.5
4	PT 1,5/ 4-PH-3,5	1984332	250	14
5	PT 1,5/ 5-PH-3,5	1984345	100	17.5
6	PT 1,5/ 6-PH-3,5	1984358	100	21
7	PT 1,5/ 7-PH-3,5	1984361	100	24.5
8	PT 1,5/ 8-PH-3,5	1984374	100	28
9	PT 1,5/ 9-PH-3,5	1984387	100	31.5
10	PT 1,5/ 10-PH-3,5	1984390	100	35
11	PT 1,5/ 11-PH-3,5	1984400	50	38.5
12	PT 1,5/ 12-PH-3,5	1984413	50	42
13	PT 1,5/ 13-PH-3,5	1984426	50	45.5
14	PT 1,5/ 14-PH-3,5	1984439	50	49
15	PT 1,5/ 15-PH-3,5	1984442	50	52.5
16	PT 1,5/ 16-PH-3,5	1984455	50	56

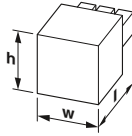



#### Technical data

Product Line	COMBICON Connectors S		
Connection system / type of contact	COMBICON PST 1,0 / Socket		
Locking	without		
Connection capacity			
rigid / flexible	[mm <sup>2</sup> ]	0.2 - 1.5 / 0.2 - 1.5	
Flexible with ferrules with plastic sleeve	[mm <sup>2</sup> ]	0.25 - 0.75	
2 conductors with same cross section solid / stranded	[mm <sup>2</sup> ]	0.2 - 0.34 / 0.2 - 0.5	
Conductor cross section AWG/kcmil		26 - 16	
Stripping length	[mm]	5	
Tightening torque	[Nm]	0.22 - 0.25 Nm	
Electrical parameters			
rated current / nominal cross section	[A] / [mm <sup>2</sup> ]	8 / 1.5	
Surge voltage category/degree of pollution		III/3	III / 2 II / 2
Rated insulation voltage	[V]	160	200 400
Rated surge voltage	[kV]	2.5	2.5 2.5
General data			
Type of insulation material / insulation material group	PA / I		
Flammability rating in accordance with UL 94	V0		
Certification data			
Note	More detailed information on the approval data can be found on our website.		

### PCB connector, Screw connection with wire protector, Pitch: 3.5 mm

PT 1,5/...-PVH



Dimensions	[mm]
Length [l]	14.9
Height [h]	11



#### Ordering data

No. of pos.	Type	Item No.	Pcs./ Pkt.	Width w [mm]
2	PT 1,5/ 2-PVH-3,5	1984015	250	7
3	PT 1,5/ 3-PVH-3,5	1984028	250	10.5
4	PT 1,5/ 4-PVH-3,5	1984031	250	14
5	PT 1,5/ 5-PVH-3,5	1984044	100	17.5
6	PT 1,5/ 6-PVH-3,5	1984057	100	21
7	PT 1,5/ 7-PVH-3,5	1984060	100	24.5
8	PT 1,5/ 8-PVH-3,5	1984073	100	28
9	PT 1,5/ 9-PVH-3,5	1984086	100	31.5
10	PT 1,5/ 10-PVH-3,5	1984099	100	35
11	PT 1,5/ 11-PVH-3,5	1984109	50	38.5
12	PT 1,5/ 12-PVH-3,5	1984112	50	42
13	PT 1,5/ 13-PVH-3,5	1984125	50	45.5
14	PT 1,5/ 14-PVH-3,5	1984138	50	49
15	PT 1,5/ 15-PVH-3,5	1984141	50	52.5
16	PT 1,5/ 16-PVH-3,5	1984154	50	56



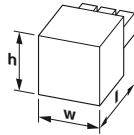
#### Technical data

Product Line	COMBICON Connectors S		
Connection system / type of contact	COMBICON PST 1,0 / Socket		
Locking	without		
Connection capacity			
rigid / flexible	[mm <sup>2</sup> ]	0.2 - 1.5 / 0.2 - 1.5	
Flexible with ferrules with plastic sleeve	[mm <sup>2</sup> ]	0.25 - 0.75	
2 conductors with same cross section solid / stranded	[mm <sup>2</sup> ]	0.2 - 0.34 / 0.2 - 0.5	
Conductor cross section AWG/kcmil		26 - 16	
Stripping length	[mm]	5	
Tightening torque	[Nm]	0.22 - 0.25 Nm	
Electrical parameters			
rated current / nominal cross section	[A] / [mm <sup>2</sup> ]	8 / 1.5	
Surge voltage category/degree of pollution		III/3	III / 2 II / 2
Rated insulation voltage	[V]	160	200 400
Rated surge voltage	[kV]	2.5	2.5 2.5
General data			
Type of insulation material / insulation material group	PA / I		
Flammability rating in accordance with UL 94	V0		
Certification data			
Note	More detailed information on the approval data can be found on our website.		



PCB connector, Screw connection with tension sleeve, Pitch: 5 mm

PT 1,5/...-PH CLIP



Dimensions	[mm]
Length [l]	14.7
Height [h]	12.3



Ordering data

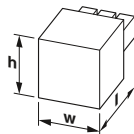

No. of pos.	Type	Item No.	Pcs./ Pkt.	Width w [mm]
2	PT 1,5/ 2-PH-5,0 CLIP	1755732	250	10
3	PT 1,5/ 3-PH-5,0 CLIP	1755745	250	15
4	PT 1,5/ 4-PH-5,0 CLIP	1755758	250	20
5	PT 1,5/ 5-PH-5,0 CLIP	1755761	100	25
6	PT 1,5/ 6-PH-5,0 CLIP	1755774	100	30
7	PT 1,5/ 7-PH-5,0 CLIP	1755787	100	35
8	PT 1,5/ 8-PH-5,0 CLIP	1755790	100	40
9	PT 1,5/ 9-PH-5,0 CLIP	1755800	100	45
10	PT 1,5/10-PH-5,0 CLIP	1755813	100	50
11	PT 1,5/11-PH-5,0 CLIP	1755826	50	55
12	PT 1,5/12-PH-5,0 CLIP	1755839	50	60
13	PT 1,5/13-PH-5,0 CLIP	1755842	50	65
14	PT 1,5/14-PH-5,0 CLIP	1755855	50	70
15	PT 1,5/15-PH-5,0 CLIP	1755868	50	75
16	PT 1,5/16-PH-5,0 CLIP	1755871	50	80

Technical data

Product Line	COMBICON Connectors S		
Connection system / type of contact	COMBICON PST 1,3 / Socket		
Locking	without		
Connection capacity			
rigid / flexible	[mm <sup>2</sup> ]	0.2 - 1.5 / 0.2 - 1.5	
Flexible with ferrules without plastic sleeve	[mm <sup>2</sup> ]	0.25 - 1	
Flexible with ferrules with plastic sleeve	[mm <sup>2</sup> ]	0.25 - 1	
Conductor cross section AWG/kcmil		26 - 14	
Stripping length	[mm]	6	
Tightening torque	[Nm]	0.35 - 0.4 Nm	
Electrical parameters			
rated current / nominal cross section	[A] / [mm <sup>2</sup> ]	10 / 1.5	
Surge voltage category/degree of pollution		III/3	III / 2
Rated insulation voltage	[V]	250	400
Rated surge voltage	[kV]	4	4
General data			
Type of insulation material / insulation material group	PA / I		
Flammability rating in accordance with UL 94	V0		
Certification data			
Note	More detailed information on the approval data can be found on our website.		

PCB connector, Push-in spring connection, Pitch: 3.5 mm

PTDA 1,5/...-PH, Linear double pinning



Dimensions	[mm]
Length [l]	20
Height [h]	16



Ordering data

No. of pos.	Type	Item No.	Pcs./ Pkt.	Width w [mm]
2	PTDA 1,5/ 2-PH-3,5	1725107	250	8.4
3	PTDA 1,5/ 3-PH-3,5	1725120	250	11.9
4	PTDA 1,5/ 4-PH-3,5	1725133	250	15.4
5	PTDA 1,5/ 5-PH-3,5	1725146	100	18.9
6	PTDA 1,5/ 6-PH-3,5	1725159	100	22.4
7	PTDA 1,5/ 7-PH-3,5	1725172	100	25.9
8	PTDA 1,5/ 8-PH-3,5	1725185	100	29.4
9	PTDA 1,5/ 9-PH-3,5	1725198	100	32.9
10	PTDA 1,5/10-PH-3,5	1725211	100	36.4
11	PTDA 1,5/11-PH-3,5	1725224	50	39.9
12	PTDA 1,5/12-PH-3,5	1725237	50	43.4
13	PTDA 1,5/13-PH-3,5	1725250	50	46.9
14	PTDA 1,5/14-PH-3,5	1725263	50	50.4
15	PTDA 1,5/15-PH-3,5	1725276	50	53.89
16	PTDA 1,5/16-PH-3,5	1725289	50	57.4

Technical data

Product Line	COMBICON Connectors S		
Connection system / type of contact	COMBICON PST 1,0 / Socket		
Locking	without		
Connection capacity			
rigid / flexible	[mm <sup>2</sup> ]	0.2 - 1.5 / 0.2 - 1.5	
Flexible with ferrules without plastic sleeve	[mm <sup>2</sup> ]	0.5 - 1.5	
Flexible with ferrules with plastic sleeve	[mm <sup>2</sup> ]	0.5 - 0.5	
Conductor cross section AWG/kcmil		24 - 16	
Stripping length	[mm]	10	
Electrical parameters			
rated current / nominal cross section	[A] / [mm <sup>2</sup> ]	8 / 1.5	
Surge voltage category/degree of pollution		III/3	III / 2
Rated insulation voltage	[V]	160	240
Rated surge voltage	[kV]	2.5	2.5
General data			
Type of insulation material / insulation material group	PA / I		
Flammability rating in accordance with UL 94	V0		
Certification data			
Note	More detailed information on the approval data can be found on our website.		

## COMBICON connectors S up to 1.5 mm<sup>2</sup> (16 AWG)

### PCB direct plug, Push-in spring connection, Pitch: 3.5 mm

SDDC 1,5/...-PV, Linear double pinning

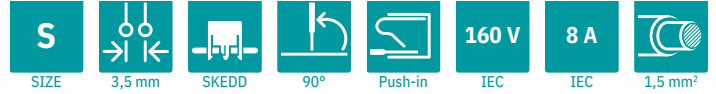


Dimensions	[mm]
Length [l]	13.5
Installed height	14



#### Ordering data

No. of pos.	Type	Item No.	Pcs./ Pkt.	Width w [mm]
2	SDDC 1,5/ 2-PV-3,5	1848642	250	14.3
2	SDDC 1,5/ 2-PV-3,5	1848642	250	14.3
3	SDDC 1,5/ 3-PV-3,5	1848655	250	17.8
4	SDDC 1,5/ 4-PV-3,5	1848668	250	21.3
5	SDDC 1,5/ 5-PV-3,5	1848671	100	24.8
6	SDDC 1,5/ 6-PV-3,5	1848684	100	28.3
7	SDDC 1,5/ 7-PV-3,5	1848697	100	31.8
8	SDDC 1,5/ 8-PV-3,5	1848707	100	35.3
9	SDDC 1,5/ 9-PV-3,5	1848710	50	38.8
10	SDDC 1,5/10-PV-3,5	1848723	50	42.3
11	SDDC 1,5/11-PV-3,5	1848736	50	45.8
12	SDDC 1,5/12-PV-3,5	1848749	50	49.3
13	SDDC 1,5/13-PV-3,5	1848752	50	52.8
14	SDDC 1,5/14-PV-3,5	1848765	50	56.3
15	SDDC 1,5/15-PV-3,5	1848778	50	59.8
16	SDDC 1,5/16-PV-3,5	1848781	50	63.3



#### Technical data

Product Line		COMBICON Connectors S		
Connection system / type of contact		SKEDD / -		
Locking		Self-locking flange		
Connection capacity				
rigid / flexible	[mm <sup>2</sup> ]	0.2 - 1.5 / 0.2 - 1.5		
Flexible with ferrules without plastic sleeve	[mm <sup>2</sup> ]	0.2 - 1.5		
Flexible with ferrules with plastic sleeve	[mm <sup>2</sup> ]	0.2 - 1		
Conductor cross section AWG/kcmil		24 - 16		
Stripping length		[mm] - 8		
Electrical parameters				
rated current / nominal cross section	[A] / [mm <sup>2</sup> ]	8 / 1.5		
Surge voltage category/degree of pollution		III/3	III / 2	II / 2
Rated insulation voltage		[V] 160 160 400		
Rated surge voltage		[kV] 2.5 2.5 2.5		
General data				
Type of insulation material / insulation material group		PA / I		
Flammability rating in accordance with UL 94		V0		
Certification data				
Note		More detailed information on the approval data can be found on our website.		

### PCB direct plug, Crimp connection, Pitch: 3.5 mm

CDDC 1,5/...-PV, Linear pinning



Dimensions	[mm]
Length [l]	13
Installed height	16



#### Ordering data

No. of pos.	Type	Item No.	Pcs./ Pkt.	Width w [mm]
2	CDDC 1,5/ 2-PV-3,5	1016515	250	14.3
3	CDDC 1,5/ 3-PV-3,5	1016513	250	17.8
4	CDDC 1,5/ 4-PV-3,5	1016512	150	21.3
5	CDDC 1,5/ 5-PV-3,5	1016516	100	24.8
6	CDDC 1,5/ 6-PV-3,5	1016517	100	28.3
7	CDDC 1,5/ 7-PV-3,5	1016518	100	31.8
8	CDDC 1,5/ 8-PV-3,5	1016519	100	35.3
9	CDDC 1,5/ 9-PV-3,5	1016520	100	38.8
10	CDDC 1,5/10-PV-3,5	1016521	50	42.3
11	CDDC 1,5/11-PV-3,5	1016510	50	45.8
12	CDDC 1,5/12-PV-3,5	1016522	50	49.3
13	CDDC 1,5/13-PV-3,5	1016523	50	52.8
14	CDDC 1,5/14-PV-3,5	1016524	50	56.3
15	CDDC 1,5/15-PV-3,5	1016525	50	59.8
16	CDDC 1,5/16-PV-3,5	1016526	50	63.3

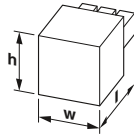
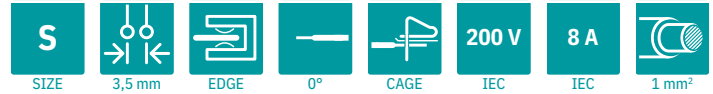


#### Technical data

Product Line		COMBICON Connectors S		
Connection system / type of contact		SKEDD / -		
Locking		Self-locking flange		
Connection capacity				
rigid / flexible	[mm <sup>2</sup> ]	- / 0.14 - 1.5		
Conductor cross section AWG/kcmil		26 - 16		
Stripping length		[mm] -		
Electrical parameters				
rated current / nominal cross section	[A] / [mm <sup>2</sup> ]	8 / 1.5		
Surge voltage category/degree of pollution		III/3	III / 2	II / 2
Rated insulation voltage		[V] 160 160 320		
Rated surge voltage		[kV] 2.5 2.5 2.5		
General data				
Type of insulation material / insulation material group		PA / I		
Flammability rating in accordance with UL 94		V0		
Certification data				
Note		More detailed information on the approval data can be found on our website.		

PCB direct plug, Spring-cage connection, Pitch: 3.5 mm

ZEC 1,0/...-ST



Dimensions	[mm]
Length [l]	24.05
Installed height	-



Ordering data

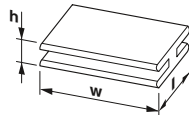
No. of pos.	Type	Item No.	Pcs./ Pkt.	Width w [mm]
2	ZEC 1,0/ 2-ST-3,5 C1 R1	1893685	50	8.4
3	ZEC 1,0/ 3-ST-3,5 C1 R1,3	1893698	50	11.9
4	ZEC 1,0/ 4-ST-3,5 C1 R1,4	1893708	50	15.4
5	ZEC 1,0/ 5-ST-3,5 C1 R1,5	1893711	50	18.75
6	ZEC 1,0/ 6-ST-3,5 C1 R1,6	1893724	50	25.9
7	ZEC 1,0/ 7-ST-3,5 C1 R1,7	1893737	50	29.4
8	ZEC 1,0/ 8-ST-3,5 C1 R1,8	1893740	50	32.9
9	ZEC 1,0/ 9-ST-3,5 C1 R1,9	1893753	50	36.4
10	ZEC 1,0/10-ST-3,5 C1 R1,10	1893766	50	39.9
11	ZEC 1,0/11-ST-3,5 C1 R1,11	1893779	50	43.4
12	ZEC 1,0/12-ST-3,5 C1 R1,12	1893782	50	46.9

Technical data

Product Line	COMBICON Connectors S		
Connection system / type of contact	ZEC / Socket		
Locking	Self-locking flange		
Connection capacity			
rigid / flexible	[mm <sup>2</sup> ]	0.2 - 1 / 0.2 - 1	
Flexible with ferrules without plastic sleeve	[mm <sup>2</sup> ]	0.25 - 1	
Flexible with ferrules with plastic sleeve	[mm <sup>2</sup> ]	0.25 - 0.75	
Conductor cross section AWG/kcmil		24 - 16	
Stripping length	[mm]	- 7	
Electrical parameters			
rated current / nominal cross section	[A] / [mm <sup>2</sup> ]	8 / 1	
Surge voltage category/degree of pollution		III / 3	III / 2
Rated insulation voltage	[V]	160	200
Rated surge voltage	[kV]	2.5	2.5
General data			
Type of insulation material / insulation material group	PA / I		
Flammability rating in accordance with UL 94	V0		
Certification data			
Note	More detailed information on the approval data can be found on our website.		

PCB connector, Pitch: 3.5 mm

ZEC 1,0/...-LPV



Dimensions	[mm]
Length [l]	22.9
Installed height	7



Ordering data

No. of pos.	Type	Item No.	Pcs./ Pkt.	Width w [mm]
2	ZEC 1,0/ 2-LPV-3,5 C1	1915657	50	4.9
3	ZEC 1,0/ 3-LPV-3,5 C1	1915660	50	11.9
4	ZEC 1,0/ 4-LPV-3,5 C1	1915673	50	15.4
5	ZEC 1,0/ 5-LPV-3,5 C1	1915686	50	18.9
6	ZEC 1,0/ 6-LPV-3,5 C1	1915699	50	22.4
7	ZEC 1,0/ 7-LPV-3,5 C1	1915709	50	25.9
8	ZEC 1,0/ 8-LPV-3,5 C1	1915712	50	29.4
9	ZEC 1,0/ 9-LPV-3,5 C1	1915725	50	32.9
10	ZEC 1,0/10-LPV-3,5 C1	1915738	50	36.4
11	ZEC 1,0/11-LPV-3,5 C1	1915741	50	39.9
12	ZEC 1,0/12-LPV-3,5 C1	1915754	50	43.4

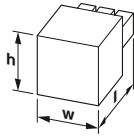
Technical data

Product Line	COMBICON Connectors S		
Connection system / type of contact	ZEC / Socket		
Locking	without		
Electrical parameters			
rated current / nominal cross section	[A] / [mm <sup>2</sup> ]	8 / 1	
Surge voltage category/degree of pollution		III / 3	III / 2
Rated insulation voltage	[V]	160	200
Rated surge voltage	[kV]	2.5	2.5
General data			
Type of insulation material / insulation material group	PA / I		
Flammability rating in accordance with UL 94	V0		
Certification data			
Note	More detailed information on the approval data can be found on our website.		

# COMBICON connectors S up to 1.5 mm<sup>2</sup> (16 AWG)

## PCB direct plug, Spring-cage connection, Pitch: 5 mm

ZEC 1,5/...-ST

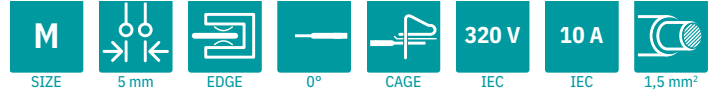


Dimensions	[mm]
Length [l]	24.05
Installed height	13.7



### Ordering data

No. of pos.	Type	Item No.	Pcs./ Pkt.	Width w [mm]
2	ZEC 1,5/ 2-ST-5,0 C2 R1,2	1883048	50	11.4
3	ZEC 1,5/ 3-ST-5,0 C2 R1,3	1883051	50	16.4
4	ZEC 1,5/ 4-ST-5,0 C2 R1,4	1883064	50	21.4
5	ZEC 1,5/ 5-ST-5,0 C2 R1,5	1883077	50	26.4
6	ZEC 1,5/ 6-ST-5,0 C2 R1,6	1883080	50	31.4
7	ZEC 1,5/ 7-ST-5,0 C2 R1,7	1883093	50	36.4
8	ZEC 1,5/ 8-ST-5,0 C2 R1,8	1883103	50	41.4
9	ZEC 1,5/ 9-ST-5,0 C2 R1,9	1883116	50	46.4
10	ZEC 1,5/10-ST-5,0 C2 R1,10	1883129	50	51.4
11	ZEC 1,5/11-ST-5,0 C2 R1,11	1883132	50	56.4
12	ZEC 1,5/12-ST-5,0 C2 R1,12	1883802	50	61.4

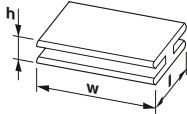


### Technical data

Product Line	COMBICON Connectors M		
Connection system / type of contact	ZEC / Socket		
Locking	Self-locking flange		
Connection capacity			
rigid / flexible	[mm <sup>2</sup> ]	0.2 - 1.5 / 0.2 - 1.5	
Flexible with ferrules without plastic sleeve	[mm <sup>2</sup> ]	0.25 - 1.5	
Flexible with ferrules with plastic sleeve	[mm <sup>2</sup> ]	0.25 - 1.5	
Conductor cross section AWG/kcmil		24 - 16	
Stripping length	[mm]	- 7	
Electrical parameters			
rated current / nominal cross section	[A] / [mm <sup>2</sup> ]	10 / 1.5	
Surge voltage category/degree of pollution		III/3	III / 2 II / 2
Rated insulation voltage	[V]	250	320 630
Rated surge voltage	[kV]	4	4 4
General data			
Type of insulation material / insulation material group		PA / I	
Flammability rating in accordance with UL 94		V0	
Certification data			
Note		More detailed information on the approval data can be found on our website.	

## PCB connector, Pitch: 5 mm

ZEC 1,5/...-LPV



Dimensions	[mm]
Length [l]	22.9
Installed height	7



### Ordering data

No. of pos.	Type	Item No.	Pcs./ Pkt.	Width w [mm]
2	ZEC 1,5/ 2-LPV-5,0 C2	1898266	50	11.37
3	ZEC 1,5/ 3-LPV-5,0 C2	1898279	50	16.37
4	ZEC 1,5/ 4-LPV-5,0 C2	1898282	50	21.37
5	ZEC 1,5/ 5-LPV-5,0 C2	1898295	50	26.37
6	ZEC 1,5/ 6-LPV-5,0 C2	1898305	50	31.37
7	ZEC 1,5/ 7-LPV-5,0 C2	1898318	50	36.37
8	ZEC 1,5/ 8-LPV-5,0 C2	1898321	50	41.37
9	ZEC 1,5/ 9-LPV-5,0 C2	1898334	50	46.37
10	ZEC 1,5/10-LPV-5,0 C2	1898347	50	51.37
11	ZEC 1,5/11-LPV-5,0 C2	1898350	50	56.37
12	ZEC 1,5/12-LPV-5,0 C2	1898363	50	61.37

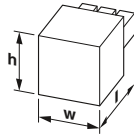
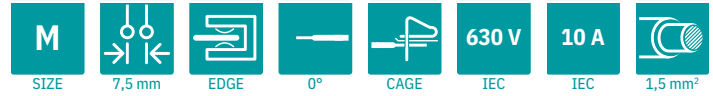


### Technical data

Product Line	COMBICON Connectors M		
Connection system / type of contact	ZEC / Socket		
Locking	without		
Electrical parameters			
rated current / nominal cross section	[A] / [mm <sup>2</sup> ]	10 / 1.5	
Surge voltage category/degree of pollution		III/3	III / 2 II / 2
Rated insulation voltage	[V]	250	320 630
Rated surge voltage	[kV]	4	4 4
General data			
Type of insulation material / insulation material group		PA / I	
Flammability rating in accordance with UL 94		V0	
Certification data			
Note		More detailed information on the approval data can be found on our website.	

PCB direct plug, Spring-cage connection, Pitch: 7.5 mm

ZEC 1,5/...-ST



Dimensions	[mm]
Length [l]	24.05
Installed height	-



Ordering data

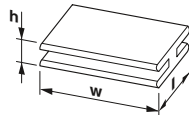
No. of pos.	Type	Item No.	Pcs./ Pkt.	Width w [mm]
2	ZEC 1,5/ 2-ST-7,5 C2 R1,2	1883145	50	23.9
3	ZEC 1,5/ 3-ST-7,5 C2 R1,3	1883158	50	31.4
4	ZEC 1,5/ 4-ST-7,5 C2 R1,4	1883161	50	38.9
5	ZEC 1,5/ 5-ST-7,5 C2 R1,5	1883174	50	46.4
6	ZEC 1,5/ 6-ST-7,5 C2 R1,6	1883187	50	53.9
7	ZEC 1,5/ 7-ST-7,5 C2 R1,7	1883190	50	61.4
8	ZEC 1,5/ 8-ST-7,5 C2 R1,8	1883200	50	68.9
9	ZEC 1,5/ 9-ST-7,5 C2 R1,9	1883213	50	76.4
10	ZEC 1,5/10-ST-7,5 C2 R1,10	1883226	50	83.9
11	ZEC 1,5/11-ST-7,5 C2 R1,11	1883239	50	91.4
12	ZEC 1,5/12-ST-7,5 C2 R1,12	1883242	50	98.9

Technical data

Product Line	COMBICON Connectors M		
Connection system / type of contact	ZEC / Socket		
Locking	Self-locking flange		
Connection capacity			
rigid / flexible	[mm <sup>2</sup> ]	0.2 - 1.5 / 0.2 - 1.5	
Flexible with ferrules without plastic sleeve	[mm <sup>2</sup> ]	0.25 - 1.5	
Flexible with ferrules with plastic sleeve	[mm <sup>2</sup> ]	0.25 - 1.5	
Conductor cross section AWG/kcmil		24 - 16	
Stripping length	[mm]	- 7	
Electrical parameters			
rated current / nominal cross section	[A] / [mm <sup>2</sup> ]	10 / 1.5	
Surge voltage category/degree of pollution		III/3	III / 2 II / 2
Rated insulation voltage	[V]	400	630 1000
Rated surge voltage	[kV]	6	6 6
General data			
Type of insulation material / insulation material group	PA / I		
Flammability rating in accordance with UL 94	V0		
Certification data			
Note	More detailed information on the approval data can be found on our website.		

PCB connector, Pitch: 7.5 mm

ZEC 1,5/...-LPV



Dimensions	[mm]
Length [l]	22.9
Installed height	7



Ordering data

No. of pos.	Type	Item No.	Pcs./ Pkt.	Width w [mm]
2	ZEC 1,5/ 2-LPV-7,5 C2	1898376	50	8.9
3	ZEC 1,5/ 3-LPV-7,5 C2	1898389	50	23.9
4	ZEC 1,5/ 4-LPV-7,5 C2	1898392	50	31.4
5	ZEC 1,5/ 5-LPV-7,5 C2	1898402	50	38.9
6	ZEC 1,5/ 6-LPV-7,5 C2	1898415	50	46.4
7	ZEC 1,5/ 7-LPV-7,5 C2	1898428	50	53.9
8	ZEC 1,5/ 8-LPV-7,5 C2	1898431	50	61.4
9	ZEC 1,5/ 9-LPV-7,5 C2	1898444	50	68.9
10	ZEC 1,5/10-LPV-7,5 C2	1898457	50	76.4
11	ZEC 1,5/11-LPV-7,5 C2	1898460	50	83.9
12	ZEC 1,5/12-LPV-7,5 C2	1898473	50	91.4

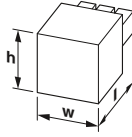

Technical data

Product Line	COMBICON Connectors M		
Connection system / type of contact	ZEC / Socket		
Locking	without		
Electrical parameters			
rated current / nominal cross section	[A] / [mm <sup>2</sup> ]	10 / 1.5	
Surge voltage category/degree of pollution		III/3	III / 2 II / 2
Rated insulation voltage	[V]	400	630 1000
Rated surge voltage	[kV]	6	6 6
General data			
Type of insulation material / insulation material group	PA / I		
Flammability rating in accordance with UL 94	V0		
Certification data			
Note	More detailed information on the approval data can be found on our website.		

# COMBICON connectors S up to 1.5 mm<sup>2</sup> (16 AWG)

## PCB connector, Push-in spring connection, Pitch: 3.5 mm

DFMC 1,5/...-ST



Dimensions	[mm]
Length [l]	23.35
Height [h]	13.25



### Ordering data

No. of pos.	Type	Item No.	Pcs./ Pkt.	Width w [mm]
2	DFMC 1,5/ 2-ST-3,5	1790108	50	7.8
3	DFMC 1,5/ 3-ST-3,5	1790111	50	11.3
4	DFMC 1,5/ 4-ST-3,5	1790124	50	14.8
5	DFMC 1,5/ 5-ST-3,5	1790137	50	18.3
6	DFMC 1,5/ 6-ST-3,5	1790140	50	21.8
7	DFMC 1,5/ 7-ST-3,5	1790153	50	25.3
8	DFMC 1,5/ 8-ST-3,5	1790166	50	28.8
9	DFMC 1,5/ 9-ST-3,5	1790179	50	32.3
10	DFMC 1,5/10-ST-3,5	1790182	50	35.8
11	DFMC 1,5/11-ST-3,5	1790195	50	39.3
12	DFMC 1,5/12-ST-3,5	1790205	50	42.8
13	DFMC 1,5/13-ST-3,5	1790218	50	46.3
14	DFMC 1,5/14-ST-3,5	1790221	50	49.8
15	DFMC 1,5/15-ST-3,5	1790234	50	53.3
16	DFMC 1,5/16-ST-3,5	1790247	50	56.8
17	DFMC 1,5/17-ST-3,5	1790250	50	60.3
18	DFMC 1,5/18-ST-3,5	1790263	50	63.8
19	DFMC 1,5/19-ST-3,5	1790276	50	67.3
20	DFMC 1,5/20-ST-3,5	1790289	50	70.8

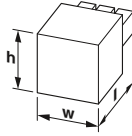



### Technical data

Product Line	COMBICON Connectors S		
Connection system / type of contact	COMBICON DFMC 1,5 / Socket		
Locking	without		
Connection capacity			
rigid / flexible	[mm <sup>2</sup> ]	0.2 - 1.5 / 0.2 - 1.5	
Flexible with ferrules without plastic sleeve	[mm <sup>2</sup> ]	0.25 - 1.5	
Flexible with ferrules with plastic sleeve	[mm <sup>2</sup> ]	0.14 - 0.75	
Conductor cross section AWG/kcmil		24 - 16	
Stripping length	[mm]	10	
Electrical parameters			
rated current / nominal cross section	[A] / [mm <sup>2</sup> ]	8 / 1.5	
Surge voltage category/degree of pollution		III/3	III / 2 II / 2
Rated insulation voltage	[V]	160	160 320
Rated surge voltage	[kV]	2.5	2.5 2.5
General data			
Type of insulation material / insulation material group	PA / I		
Flammability rating in accordance with UL 94	V0		
Certification data			
Note	More detailed information on the approval data can be found on our website.		

## PCB connector, Push-in spring connection, Pitch: 3.5 mm

DFMC 1,5/...-STF



Dimensions	[mm]
Length [l]	23.35
Height [h]	13.25



### Ordering data

No. of pos.	Type	Item No.	Pcs./ Pkt.	Width w [mm]
2	DFMC 1,5/ 2-STF-3,5	1790292	50	14
3	DFMC 1,5/ 3-STF-3,5	1790302	50	17.5
4	DFMC 1,5/ 4-STF-3,5	1790315	50	21
5	DFMC 1,5/ 5-STF-3,5	1790328	50	24.5
6	DFMC 1,5/ 6-STF-3,5	1790331	50	28
7	DFMC 1,5/ 7-STF-3,5	1790344	50	31.5
8	DFMC 1,5/ 8-STF-3,5	1790357	50	35
9	DFMC 1,5/ 9-STF-3,5	1790360	50	38.5
10	DFMC 1,5/10-STF-3,5	1790373	50	42
11	DFMC 1,5/11-STF-3,5	1790386	50	45.5
12	DFMC 1,5/12-STF-3,5	1790399	50	49
13	DFMC 1,5/13-STF-3,5	1790409	50	52.5
14	DFMC 1,5/14-STF-3,5	1790412	50	56
15	DFMC 1,5/15-STF-3,5	1790425	50	59.5
16	DFMC 1,5/16-STF-3,5	1790438	50	63
17	DFMC 1,5/17-STF-3,5	1790441	50	66.5
18	DFMC 1,5/18-STF-3,5	1790454	50	70
19	DFMC 1,5/19-STF-3,5	1790467	50	73.5
20	DFMC 1,5/20-STF-3,5	1790470	50	77

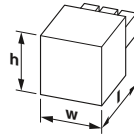



### Technical data

Product Line	COMBICON Connectors S		
Connection system / type of contact	COMBICON DFMC 1,5 / Socket		
Locking	Screw flange		
Connection capacity			
rigid / flexible	[mm <sup>2</sup> ]	0.2 - 1.5 / 0.2 - 1.5	
Flexible with ferrules without plastic sleeve	[mm <sup>2</sup> ]	0.25 - 1.5	
Flexible with ferrules with plastic sleeve	[mm <sup>2</sup> ]	0.25 - 0.75	
Conductor cross section AWG/kcmil		24 - 16	
Stripping length	[mm]	10	
Electrical parameters			
rated current / nominal cross section	[A] / [mm <sup>2</sup> ]	8 / 1.5	
Surge voltage category/degree of pollution		III/3	III / 2 II / 2
Rated insulation voltage	[V]	160	160 320
Rated surge voltage	[kV]	2.5	2.5 2.5
General data			
Type of insulation material / insulation material group	PA / I		
Flammability rating in accordance with UL 94	V0		
Certification data			
Note	More detailed information on the approval data can be found on our website.		

PCB connector, Push-in spring connection, Pitch: 3.5 mm

DFMC 1,5/...-ST-LR



Dimensions	[mm]
Length [l]	27.79
Height [h]	13.25



Ordering data

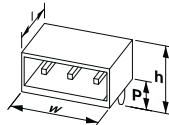

No. of pos.	Type	Item No.	Pcs./ Pkt.	Width w [mm]
2	DFMC 1,5/ 2-ST-3,5-LR	1790483	50	13.9
3	DFMC 1,5/ 3-ST-3,5-LR	1790496	50	17.4
4	DFMC 1,5/ 4-ST-3,5-LR	1790506	50	20.9
5	DFMC 1,5/ 5-ST-3,5-LR	1790519	50	24.4
6	DFMC 1,5/ 6-ST-3,5-LR	1790522	50	27.9
7	DFMC 1,5/ 7-ST-3,5-LR	1790535	50	31.4
8	DFMC 1,5/ 8-ST-3,5-LR	1790548	50	34.9
9	DFMC 1,5/ 9-ST-3,5-LR	1790551	50	38.4
10	DFMC 1,5/10-ST-3,5-LR	1790564	50	41.9
11	DFMC 1,5/11-ST-3,5-LR	1790577	50	45.4
12	DFMC 1,5/12-ST-3,5-LR	1790580	50	48.9
13	DFMC 1,5/13-ST-3,5-LR	1790593	50	52.4
14	DFMC 1,5/14-ST-3,5-LR	1790603	50	55.9
15	DFMC 1,5/15-ST-3,5-LR	1790616	50	59.4
16	DFMC 1,5/16-ST-3,5-LR	1790629	50	62.9
17	DFMC 1,5/17-ST-3,5-LR	1790632	50	66.4
18	DFMC 1,5/18-ST-3,5-LR	1790645	50	70
19	DFMC 1,5/19-ST-3,5-LR	1790658	50	69.9
20	DFMC 1,5/20-ST-3,5-LR	1790661	50	76.9

Technical data

Product Line	COMBICON Connectors S		
Connection system / type of contact	COMBICON DFMC 1,5 / Socket		
Locking	Lock & Release ejector lever		
Connection capacity			
rigid / flexible	[mm <sup>2</sup> ]	0.2 - 1.5 / 0.2 - 1.5	
Flexible with ferrules without plastic sleeve	[mm <sup>2</sup> ]	0.25 - 1.5	
Flexible with ferrules with plastic sleeve	[mm <sup>2</sup> ]	0.14 - 0.75	
Conductor cross section AWG/kcmil		24 - 16	
Stripping length	[mm]	10	
Electrical parameters			
rated current / nominal cross section	[A] / [mm <sup>2</sup> ]	8 / 1.5	
Surge voltage category/degree of pollution		III/3	III / 2 II / 2
Rated insulation voltage	[V]	160	160 320
Rated surge voltage	[kV]	2.5	2.5 2.5
General data			
Type of insulation material / insulation material group		PA / I	
Flammability rating in accordance with UL 94		V0	
Certification data			
Note		More detailed information on the approval data can be found on our website.	

PCB headers, Pitch: 3.5 mm

DMC 1,5/...-G1-THR, Linear pinning



Dimensions	[mm]
Solder pin length [P]	2
Length [l]	11.6
Height [h]	12.8
Installed height	10.8



Ordering data

No. of pos.	Type	Item No.	Pcs./ Pkt.	Width w [mm]
2	DMC 1,5/ 2-G1-3,5 P20THR	1786837	50	7.8
3	DMC 1,5/ 3-G1-3,5 P20THR	1786840	50	11.3
4	DMC 1,5/ 4-G1-3,5 P20THR	1786853	50	14.8
5	DMC 1,5/ 5-G1-3,5 P20THR	1786866	50	18.3
6	DMC 1,5/ 6-G1-3,5 P20THR	1786879	50	21.8
7	DMC 1,5/ 7-G1-3,5 P20THR	1786882	50	25.3
8	DMC 1,5/ 8-G1-3,5 P20THR	1786895	50	28.8
9	DMC 1,5/ 9-G1-3,5 P20THR	1786905	50	32.3
10	DMC 1,5/10-G1-3,5 P20THR	1786918	50	35.8
11	DMC 1,5/11-G1-3,5 P20THR	1786921	50	39.3
12	DMC 1,5/12-G1-3,5 P20THR	1786934	50	42.8
13	DMC 1,5/13-G1-3,5 P20THR	1786947	50	46.3
14	DMC 1,5/14-G1-3,5 P20THR	1786950	50	49.8
15	DMC 1,5/15-G1-3,5 P20THR	1786963	50	53.3
16	DMC 1,5/16-G1-3,5 P20THR	1786976	50	56.8
17	DMC 1,5/17-G1-3,5 P20THR	1786989	50	60.3
18	DMC 1,5/18-G1-3,5 P20THR	1786992	50	63.8
19	DMC 1,5/19-G1-3,5 P20THR	1787001	50	67.3
20	DMC 1,5/20-G1-3,5 P20THR	1787580	50	70.8

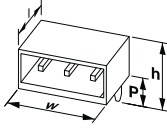
Technical data

Product Line	COMBICON Connectors S		
Connection system / type of contact	COMBICON DFMC 1,5 / Pin		
Locking	without		
Electrical parameters			
rated current / nominal cross section	[A] / [mm <sup>2</sup> ]	8 / 1.5	
Surge voltage category/degree of pollution		III/3	III / 2 II / 2
Rated insulation voltage	[V]	160	160 250
Rated surge voltage	[kV]	2.5	2.5 2.5
General data			
Type of insulation material / insulation material group		LCP / IIIa	
Flammability rating in accordance with UL 94		V0	
Certification data			
Note		More detailed information on the approval data can be found on our website.	

# COMBICON connectors S up to 1.5 mm<sup>2</sup> (16 AWG)

## PCB headers, Pitch: 3.5 mm

DMC 1,5/...-G1-THR, Linear pinning



Dimensions	[mm]
Solder pin length [P]	2
Length [l]	11.6
Height [h]	12.8
Installed height	10.8



### Ordering data

No. of pos.	Type	Item No.	Pcs./ Pkt.	Width w [mm]
2	DMC 1,5/ 2-G1-3,5 P20THR R24-1	1816137	180	7.8
3	DMC 1,5/ 3-G1-3,5 P20THR R24-2	1816140	180	11.3
4	DMC 1,5/ 4-G1-3,5 P20THR R44	1816153	180	14.8
5	DMC 1,5/ 5-G1-3,5 P20THR R44	1816166	180	18.3
6	DMC 1,5/ 6-G1-3,5 P20THR R44	1818478	180	21.8
7	DMC 1,5/ 7-G1-3,5 P20THR R56	1818481	180	25.3
8	DMC 1,5/ 8-G1-3,5 P20THR R56	1816179	180	28.8
9	DMC 1,5/ 9-G1-3,5 P20THR R56	1818494	180	32.3
10	DMC 1,5/ 10-G1-3,5 P20THR R56	1816182	180	35.8
11	DMC 1,5/ 11-G1-3,5 P20THR R72	1706049	180	39.3
12	DMC 1,5/ 12-G1-3,5 P20THR R72	1706051	180	42.5
13	DMC 1,5/ 13-G1-3,5 P20THR R72	1706052	180	46.3
14	DMC 1,5/ 14-G1-3,5 P20THR R72	1706054	180	49.8

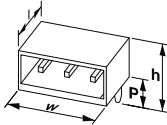


### Technical data

Product Line	COMBICON Connectors S		
Connection system / type of contact	COMBICON DFMC 1,5 / Pin		
Locking	without		
Electrical parameters			
rated current / nominal cross section	[A] / [mm <sup>2</sup> ]	8 / 1.5	
Surge voltage category/degree of pollution		III/3	II / 2
Rated insulation voltage	[V]	160	250
Rated surge voltage	[kV]	2.5	2.5
General data			
Type of insulation material / insulation material group	LCP / IIIa		
Flammability rating in accordance with UL 94	V0		
Certification data			
Note	More detailed information on the approval data can be found on our website.		

## PCB headers, Pitch: 3.5 mm

DMC 1,5/...-G1F-THR, Linear pinning



Dimensions	[mm]
Solder pin length [P]	2
Length [l]	11.6
Height [h]	12.8
Installed height	10.8



### Ordering data

No. of pos.	Type	Item No.	Pcs./ Pkt.	Width w [mm]
2	DMC 1,5/ 2-G1F-3,5-LR P20THR	1787014	50	14
3	DMC 1,5/ 3-G1F-3,5-LR P20THR	1787027	50	17.5
4	DMC 1,5/ 4-G1F-3,5-LR P20THR	1787030	50	21
5	DMC 1,5/ 5-G1F-3,5-LR P20THR	1787043	50	24.5
6	DMC 1,5/ 6-G1F-3,5-LR P20THR	1787056	50	28
7	DMC 1,5/ 7-G1F-3,5-LR P20THR	1787069	50	31.5
8	DMC 1,5/ 8-G1F-3,5-LR P20THR	1787072	50	35
9	DMC 1,5/ 9-G1F-3,5-LR P20THR	1787085	50	38.5
10	DMC 1,5/ 10-G1F-3,5-LR P20THR	1787098	50	42
11	DMC 1,5/ 11-G1F-3,5-LR P20THR	1787108	50	45.5
12	DMC 1,5/ 12-G1F-3,5-LR P20THR	1787111	50	49
13	DMC 1,5/ 13-G1F-3,5-LR P20THR	1787124	50	52.5
14	DMC 1,5/ 14-G1F-3,5-LR P20THR	1787137	50	56
15	DMC 1,5/ 15-G1F-3,5-LR P20THR	1787140	50	59.5
16	DMC 1,5/ 16-G1F-3,5-LR P20THR	1787153	50	63
17	DMC 1,5/ 17-G1F-3,5-LR P20THR	1787166	50	66.5
18	DMC 1,5/ 18-G1F-3,5-LR P20THR	1787179	50	70
19	DMC 1,5/ 19-G1F-3,5-LR P20THR	1787182	50	73.5
20	DMC 1,5/ 20-G1F-3,5-LR P20THR	1787195	50	77



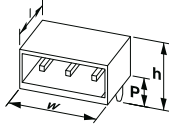
### Technical data

Product Line	COMBICON Connectors S		
Connection system / type of contact	COMBICON DFMC 1,5 / Pin		
Locking	Lock & release threaded flange		
Electrical parameters			
rated current / nominal cross section	[A] / [mm <sup>2</sup> ]	8 / 1.5	
Surge voltage category/degree of pollution		III/3	II / 2
Rated insulation voltage	[V]	160	250
Rated surge voltage	[kV]	2.5	2.5
General data			
Type of insulation material / insulation material group	LCP / IIIa		
Flammability rating in accordance with UL 94	V0		
Certification data			
Note	More detailed information on the approval data can be found on our website.		



PCB headers, Pitch: 3.5 mm

DMC 1,5/...-G1F-THR, Linear pinning



Dimensions	[mm]
Solder pin length [P]	2
Length [l]	11.6
Height [h]	12.8
Installed height	10.8



Ordering data

No. of pos.	Type	Item No.	Pcs./ Pkt.	Width w [mm]
2	DMC 1,5/ 2-G1F-3,5-LRP20THRR44	1818504	180	14
3	DMC 1,5/ 3-G1F-3,5-LRP20THRR44	1818517	180	17.5
4	DMC 1,5/ 4-G1F-3,5-LRP20THRR44	1818520	180	21
5	DMC 1,5/ 5-G1F-3,5-LRP20THRR56	1818533	180	24.5
6	DMC 1,5/ 6-G1F-3,5-LRP20THRR56	1818546	180	28
7	DMC 1,5/ 7-G1F-3,5-LRP20THRR56	1818559	180	31.5
8	DMC 1,5/ 8-G1F-3,5-LRP20THRR56	1818562	180	35
9	DMC 1,5/ 9-G1F-3,5-LRP20THRR72	1706055	180	38.5
10	DMC 1,5/10-G1F-3,5-LRP20THRR72	1706064	180	42
11	DMC 1,5/11-G1F-3,5-LRP20THRR72	1706065	180	45.5
12	DMC 1,5/12-G1F-3,5-LRP20THRR72	1706067	180	49
16	DMC 1,5/16-G1F-3,5-LRP20THRR88	1036681	180	63

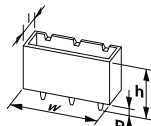


Technical data

Product Line	COMBICON Connectors S		
Connection system / type of contact	COMBICON DFMC 1,5 / Pin		
Locking	Lock & release threaded flange		
Electrical parameters			
rated current / nominal cross section	[A] / [mm <sup>2</sup> ]	8 / 1.5	
Surge voltage category/degree of pollution		III/3	II / 2
Rated insulation voltage	[V]	160	250
Rated surge voltage	[kV]	2.5	2.5
General data			
Type of insulation material / insulation material group	LCP / IIIa		
Flammability rating in accordance with UL 94	V0		
Certification data			
Note	More detailed information on the approval data can be found on our website.		

PCB headers, Pitch: 3.5 mm

DMCV 1,5/...-G1-THR, Linear pinning



Dimensions	[mm]
Solder pin length [P]	2
Length [l]	10.6
Height [h]	12
Installed height	10



Ordering data

No. of pos.	Type	Item No.	Pcs./ Pkt.	Width w [mm]
2	DMCV 1,5/ 2-G1-3,5 P20THR	1787205	50	7.8
3	DMCV 1,5/ 3-G1-3,5 P20THR	1787218	50	11.3
4	DMCV 1,5/ 4-G1-3,5 P20THR	1787221	50	14.8
5	DMCV 1,5/ 5-G1-3,5 P20THR	1787234	50	18.3
6	DMCV 1,5/ 6-G1-3,5 P20THR	1787247	50	21.8
7	DMCV 1,5/ 7-G1-3,5 P20THR	1787250	50	25.3
8	DMCV 1,5/ 8-G1-3,5 P20THR	1787263	50	28.8
9	DMCV 1,5/ 9-G1-3,5 P20THR	1787276	50	32.3
10	DMCV 1,5/10-G1-3,5 P20THR	1787289	50	35.8
11	DMCV 1,5/11-G1-3,5 P20THR	1787292	50	39.3
12	DMCV 1,5/12-G1-3,5 P20THR	1787302	50	42.8
13	DMCV 1,5/13-G1-3,5 P20THR	1787315	50	46.3
14	DMCV 1,5/14-G1-3,5 P20THR	1787328	50	49.8
15	DMCV 1,5/15-G1-3,5 P20THR	1787331	50	53.3
16	DMCV 1,5/16-G1-3,5 P20THR	1787344	50	56.8
17	DMCV 1,5/17-G1-3,5 P20THR	1787357	50	60.3
18	DMCV 1,5/18-G1-3,5 P20THR	1787360	50	63.8
19	DMCV 1,5/19-G1-3,5 P20THR	1787373	50	67.3
20	DMCV 1,5/20-G1-3,5 P20THR	1787386	50	70.8



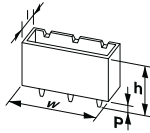
Technical data

Product Line	COMBICON Connectors S		
Connection system / type of contact	COMBICON DFMC 1,5 / Pin		
Locking	without		
Electrical parameters			
rated current / nominal cross section	[A] / [mm <sup>2</sup> ]	8 / 1.5	
Surge voltage category/degree of pollution		III/3	II / 2
Rated insulation voltage	[V]	160	250
Rated surge voltage	[kV]	2.5	2.5
General data			
Type of insulation material / insulation material group	LCP / IIIa		
Flammability rating in accordance with UL 94	V0		
Certification data			
Note	More detailed information on the approval data can be found on our website.		

# COMBICON connectors S up to 1.5 mm<sup>2</sup> (16 AWG)

## PCB headers, Pitch: 3.5 mm

DMCV 1,5/...-G1-THR, Linear pinning

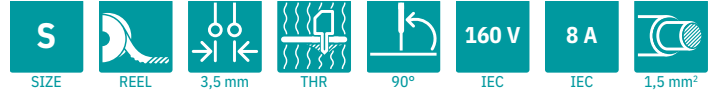


Dimensions	[mm]
Solder pin length [P]	2
Length [l]	10.6
Height [h]	12
Installed height	10



### Ordering data

No. of pos.	Type	Item No.	Pcs./ Pkt.	Width w [mm]
2	DMCV 1,5/ 2-G1-3,5 P20THR R24	1818575	220	7.8
3	DMCV 1,5/ 3-G1-3,5 P20THR R24	1818588	220	11.3
4	DMCV 1,5/ 4-G1-3,5 P20THR R44	1818591	220	14.8
5	DMCV 1,5/ 5-G1-3,5 P20THR R44	1818601	220	18.3
6	DMCV 1,5/ 6-G1-3,5 P20THR R44	1818614	220	21.8
7	DMCV 1,5/ 7-G1-3,5 P20THR R56	1818627	220	25.3
8	DMCV 1,5/ 8-G1-3,5 P20THR R56	1818630	220	28.8
9	DMCV 1,5/ 9-G1-3,5 P20THR R56	1818643	220	32.3
10	DMCV 1,5/10-G1-3,5 P20THR R56	1818656	220	35.8
11	DMCV 1,5/11-G1-3,5 P20THR R72	1818669	220	39.3
12	DMCV 1,5/12-G1-3,5 P20THR R72	1818672	220	42.8
13	DMCV 1,5/13-G1-3,5 P20THR R72	1818685	220	46.3
14	DMCV 1,5/14-G1-3,5 P20THR R72	1818698	220	49.8

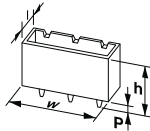


### Technical data

Product Line	COMBICON Connectors S		
Connection system / type of contact	COMBICON DFMC 1,5 / Pin		
Locking	without		
Electrical parameters			
rated current / nominal cross section	[A] / [mm <sup>2</sup> ]	8 / 1.5	
Surge voltage category/degree of pollution		III/3	II / 2
Rated insulation voltage	[V]	160	250
Rated surge voltage	[kV]	2.5	2.5
General data			
Type of insulation material / insulation material group	LCP / IIIa		
Flammability rating in accordance with UL 94	V0		
Certification data			
Note	More detailed information on the approval data can be found on our website.		

## PCB headers, Pitch: 3.5 mm

DMCV 1,5/...-G1F-THR, Linear pinning



Dimensions	[mm]
Solder pin length [P]	2
Length [l]	10.6
Height [h]	12
Installed height	10



### Ordering data

No. of pos.	Type	Item No.	Pcs./ Pkt.	Width w [mm]
2	DMCV 1,5/ 2-G1F-3,5-LR P20THR	1787399	50	14
3	DMCV 1,5/ 3-G1F-3,5-LR P20THR	1787409	50	17.5
4	DMCV 1,5/ 4-G1F-3,5-LR P20THR	1787412	50	21
5	DMCV 1,5/ 5-G1F-3,5-LR P20THR	1787425	50	24.5
6	DMCV 1,5/ 6-G1F-3,5-LR P20THR	1787438	50	28
7	DMCV 1,5/ 7-G1F-3,5-LR P20THR	1787441	50	31.5
8	DMCV 1,5/ 8-G1F-3,5-LR P20THR	1787454	50	35
9	DMCV 1,5/ 9-G1F-3,5-LR P20THR	1787467	50	38.5
10	DMCV 1,5/10-G1F-3,5-LR P20THR	1787470	50	42
11	DMCV 1,5/11-G1F-3,5-LR P20THR	1787483	50	45.5
12	DMCV 1,5/12-G1F-3,5-LR P20THR	1787496	50	49
13	DMCV 1,5/13-G1F-3,5-LR P20THR	1787506	50	52.5
14	DMCV 1,5/14-G1F-3,5-LR P20THR	1787519	50	56
15	DMCV 1,5/15-G1F-3,5-LR P20THR	1787522	50	59.5
16	DMCV 1,5/16-G1F-3,5-LR P20THR	1787535	50	63
17	DMCV 1,5/17-G1F-3,5-LR P20THR	1787548	50	66.5
18	DMCV 1,5/18-G1F-3,5-LR P20THR	1787551	50	70
19	DMCV 1,5/19-G1F-3,5-LR P20THR	1787564	50	73.5
20	DMCV 1,5/20-G1F-3,5-LR P20THR	1787577	50	77

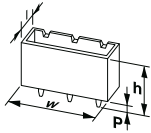


### Technical data

Product Line	COMBICON Connectors S		
Connection system / type of contact	COMBICON DFMC 1,5 / Pin		
Locking	Lock & release threaded flange		
Electrical parameters			
rated current / nominal cross section	[A] / [mm <sup>2</sup> ]	8 / 1.5	
Surge voltage category/degree of pollution		III/3	II / 2
Rated insulation voltage	[V]	160	250
Rated surge voltage	[kV]	2.5	2.5
General data			
Type of insulation material / insulation material group	LCP / IIIa		
Flammability rating in accordance with UL 94	V0		
Certification data			
Note	More detailed information on the approval data can be found on our website.		

PCB headers, Pitch: 3.5 mm

DMCV 1,5/...-G1F-THR, Linear pinning



Dimensions	[mm]
Solder pin length [P]	2
Length [l]	10.6
Height [h]	12
Installed height	10



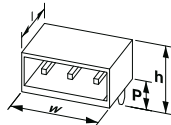
Ordering data

No. of pos.	Type	Item No.	Pcs./ Pkt.	Width w [mm]
2	DMCV 1,5/ 2-G1F-3,5-LRP20THRR32	1818708	220	14
3	DMCV 1,5/ 3-G1F-3,5-LRP20THRR44	1818711	220	17.5
4	DMCV 1,5/ 4-G1F-3,5-LRP20THRR44	1818724	220	21
5	DMCV 1,5/ 5-G1F-3,5-LRP20THRR56	1818737	220	24.5
6	DMCV 1,5/ 6-G1F-3,5-LRP20THRR56	1818740	220	28
7	DMCV 1,5/ 7-G1F-3,5-LRP20THRR56	1818753	220	31.5
8	DMCV 1,5/ 8-G1F-3,5-LRP20THRR56	1818766	220	35
9	DMCV 1,5/ 9-G1F-3,5-LRP20THRR72	1818779	220	38.5
10	DMCV 1,5/10-G1F-3,5-LRP20THRR72	1818782	220	42
11	DMCV 1,5/11-G1F-3,5-LRP20THRR72	1818795	220	45.5
12	DMCV 1,5/12-G1F-3,5-LRP20THRR72	1818805	220	49
20	DMCV 1,5/20-G1F-3,5-LR P20THRR	1713571	180	77

Technical data	
Product Line	COMBICON Connectors S
Connection system / type of contact	COMBICON DFMC 1,5 / Pin
Locking	Lock & release threaded flange
Electrical parameters	
rated current / nominal cross section	[A] / [mm <sup>2</sup> ]
Surge voltage category/degree of pollution	III/3 III / 2 II / 2
Rated insulation voltage	[V]
Rated surge voltage	[kV]
General data	
Type of insulation material / insulation material group	LCP / IIIa
Flammability rating in accordance with UL 94	V0
Certification data	
Note	More detailed information on the approval data can be found on our website.

PCB headers, Pitch: 3.5 mm

DMC 1,5/...-G1-THR, Linear pinning



Dimensions	[mm]
Solder pin length [P]	2.6
Length [l]	11.6
Height [h]	13.4
Installed height	10.8



Ordering data

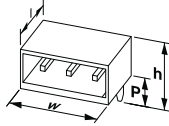
No. of pos.	Type	Item No.	Pcs./ Pkt.	Width w [mm]
2	DMC 1,5/ 2-G1-3,5 P26THR	1873934	50	7.8
3	DMC 1,5/ 3-G1-3,5 P26THR	1873947	50	11.3
4	DMC 1,5/ 4-G1-3,5 P26THR	1873950	50	14.8
5	DMC 1,5/ 5-G1-3,5 P26THR	1873963	50	18.3
6	DMC 1,5/ 6-G1-3,5 P26THR	1873976	50	21.8
7	DMC 1,5/ 7-G1-3,5 P26THR	1874331	50	25.3
8	DMC 1,5/ 8-G1-3,5 P26THR	1873989	50	28.8
9	DMC 1,5/ 9-G1-3,5 P26THR	1874344	50	32.3
10	DMC 1,5/10-G1-3,5 P26THR	1873992	50	35.8
11	DMC 1,5/11-G1-3,5 P26THR	1874357	50	39.3
12	DMC 1,5/12-G1-3,5 P26THR	1874001	50	42.8
13	DMC 1,5/13-G1-3,5 P26THR	1874360	50	46.3
14	DMC 1,5/14-G1-3,5 P26THR	1874373	50	49.8
15	DMC 1,5/15-G1-3,5 P26THR	1874386	50	53.3
16	DMC 1,5/16-G1-3,5 P26THR	1874399	50	56.8
17	DMC 1,5/17-G1-3,5 P26THR	1874409	50	60.3
18	DMC 1,5/18-G1-3,5 P26THR	1874412	50	63.8
19	DMC 1,5/19-G1-3,5 P26THR	1874425	50	67.3
20	DMC 1,5/20-G1-3,5 P26THR	1874438	50	70.8

Technical data	
Product Line	COMBICON Connectors S
Connection system / type of contact	COMBICON DFMC 1,5 / Pin
Locking	without
Electrical parameters	
rated current / nominal cross section	[A] / [mm <sup>2</sup> ]
Surge voltage category/degree of pollution	III/3 III / 2 II / 2
Rated insulation voltage	[V]
Rated surge voltage	[kV]
General data	
Type of insulation material / insulation material group	LCP / IIIa
Flammability rating in accordance with UL 94	V0
Certification data	
Note	More detailed information on the approval data can be found on our website.

# COMBICON connectors S up to 1.5 mm<sup>2</sup> (16 AWG)

## PCB headers, Pitch: 3.5 mm

DMC 1,5/...-G1F-THR, Linear pinning



Dimensions	[mm]
Solder pin length [P]	2.6
Length [l]	11.6
Height [h]	13.4
Installed height	10.8



### Ordering data

No. of pos.	Type	Item No.	Pcs./ Pkt.	Width w [mm]
2	DMC 1,5/ 2-G1F-3,5-LR P26THR	1874014	50	14
3	DMC 1,5/ 3-G1F-3,5-LR P26THR	1874027	50	17.5
4	DMC 1,5/ 4-G1F-3,5-LR P26THR	1711099	50	21
5	DMC 1,5/ 5-G1F-3,5-LR P26THR	1874030	50	24.5
6	DMC 1,5/ 6-G1F-3,5-LR P26THR	1711100	50	28
7	DMC 1,5/ 7-G1F-3,5-LR P26THR	1713883	50	31.5
8	DMC 1,5/ 8-G1F-3,5-LR P26THR	1874043	50	35
9	DMC 1,5/ 9-G1F-3,5-LR P26THR	1874454	50	38.5
10	DMC 1,5/10-G1F-3,5-LR P26THR	1874056	50	42
11	DMC 1,5/11-G1F-3,5-LR P26THR	1713854	50	45.5
12	DMC 1,5/12-G1F-3,5-LR P26THR	1874069	50	49
13	DMC 1,5/13-G1F-3,5-LR P26THR	1874470	50	52.5
14	DMC 1,5/14-G1F-3,5-LR P26THR	1874483	50	56
15	DMC 1,5/15-G1F-3,5-LR P26THR	1874496	50	59.5
16	DMC 1,5/16-G1F-3,5-LR P26THR	1874072	50	63
17	DMC 1,5/17-G1F-3,5-LR P26THR	1874506	50	66.5
18	DMC 1,5/18-G1F-3,5-LR P26THR	1874519	50	70
19	DMC 1,5/19-G1F-3,5-LR P26THR	1713856	50	73.5
20	DMC 1,5/20-G1F-3,5-LR P26THR	1874085	50	77

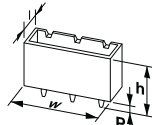


### Technical data

Product Line	COMBICON Connectors S		
Connection system / type of contact	COMBICON DFMC 1,5 / Pin		
Locking	Lock & release threaded flange		
Electrical parameters			
rated current / nominal cross section	[A] / [mm <sup>2</sup> ]	8 / 1.5	
Surge voltage category/degree of pollution		III/3	II / 2
Rated insulation voltage	[V]	160	250
Rated surge voltage	[kV]	2.5	2.5
General data			
Type of insulation material / insulation material group	LCP / IIIa		
Flammability rating in accordance with UL 94	V0		
Certification data			
Note	More detailed information on the approval data can be found on our website.		

## PCB headers, Pitch: 3.5 mm

DMCV 1,5/...-G1-THR, Linear pinning



Dimensions	[mm]
Solder pin length [P]	2.6
Length [l]	10.6
Height [h]	12.6
Installed height	10



### Ordering data

No. of pos.	Type	Item No.	Pcs./ Pkt.	Width w [mm]
2	DMCV 1,5/ 2-G1-3,5 P26THR	1874234	50	7.8
3	DMCV 1,5/ 3-G1-3,5 P26THR	1874098	50	11.3
4	DMCV 1,5/ 4-G1-3,5 P26THR	1874108	50	14.8
5	DMCV 1,5/ 5-G1-3,5 P26THR	1874111	50	18.3
6	DMCV 1,5/ 6-G1-3,5 P26THR	1874124	50	21.8
7	DMCV 1,5/ 7-G1-3,5 P26THR	1874810	50	25.3
8	DMCV 1,5/ 8-G1-3,5 P26THR	1874137	50	28.8
9	DMCV 1,5/ 9-G1-3,5 P26THR	1874823	50	32.3
10	DMCV 1,5/10-G1-3,5 P26THR	1874140	50	35.8
11	DMCV 1,5/11-G1-3,5 P26THR	1874836	50	39.3
12	DMCV 1,5/12-G1-3,5 P26THR	1874153	50	42.8
13	DMCV 1,5/13-G1-3,5 P26THR	1874849	50	46.3
14	DMCV 1,5/14-G1-3,5 P26THR	1874852	50	49.8
15	DMCV 1,5/15-G1-3,5 P26THR	1874865	50	53.3
16	DMCV 1,5/16-G1-3,5 P26THR	1874878	50	56.8
17	DMCV 1,5/17-G1-3,5 P26THR	1874881	50	60.3
18	DMCV 1,5/18-G1-3,5 P26THR	1874894	50	63.8
19	DMCV 1,5/19-G1-3,5 P26THR	1874904	50	67.3
20	DMCV 1,5/20-G1-3,5 P26THR	1874917	50	70.8

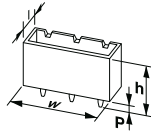


### Technical data

Product Line	COMBICON Connectors S		
Connection system / type of contact	COMBICON DFMC 1,5 / Pin		
Locking	without		
Electrical parameters			
rated current / nominal cross section	[A] / [mm <sup>2</sup> ]	8 / 1.5	
Surge voltage category/degree of pollution		III/3	II / 2
Rated insulation voltage	[V]	160	250
Rated surge voltage	[kV]	2.5	2.5
General data			
Type of insulation material / insulation material group	LCP / IIIa		
Flammability rating in accordance with UL 94	V0		
Certification data			
Note	More detailed information on the approval data can be found on our website.		

PCB headers, Pitch: 3.5 mm

DMCV 1,5/...-G1F-THR, Linear pinning



Dimensions	[mm]
Solder pin length [P]	2.6
Length [l]	10.6
Height [h]	12.6
Installed height	10



Ordering data

No. of pos.	Type	Item No.	Pcs./ Pkt.	Width w [mm]
2	DMCV 1,5/ 2-G1F-3,5-LR P26THR	1874247	50	14
3	DMCV 1,5/ 3-G1F-3,5-LR P26THR	1874166	50	17.5
4	DMCV 1,5/ 4-G1F-3,5-LR P26THR	1874179	50	21
5	DMCV 1,5/ 5-G1F-3,5-LR P26THR	1874182	50	24.5
6	DMCV 1,5/ 6-G1F-3,5-LR P26THR	1874195	50	28
7	DMCV 1,5/ 7-G1F-3,5-LR P26THR	1874920	50	31.5
8	DMCV 1,5/ 8-G1F-3,5-LR P26THR	1874205	50	35
9	DMCV 1,5/ 9-G1F-3,5-LR P26THR	1874933	50	38.5
10	DMCV 1,5/10-G1F-3,5-LR P26THR	1874218	50	42
11	DMCV 1,5/11-G1F-3,5-LR P26THR	1874946	50	45.5
12	DMCV 1,5/12-G1F-3,5-LR P26THR	1874221	50	49
13	DMCV 1,5/13-G1F-3,5-LR P26THR	1874959	50	52.5
14	DMCV 1,5/14-G1F-3,5-LR P26THR	1874962	50	56
15	DMCV 1,5/15-G1F-3,5-LR P26THR	1874975	50	59.5
16	DMCV 1,5/16-G1F-3,5-LR P26THR	1874988	50	63
17	DMCV 1,5/17-G1F-3,5-LR P26THR	1874991	50	66.5
18	DMCV 1,5/18-G1F-3,5-LR P26THR	1875000	50	70
19	DMCV 1,5/19-G1F-3,5-LR P26THR	1875013	50	73.5
20	DMCV 1,5/20-G1F-3,5-LR P26THR	1875026	50	77

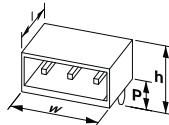


Technical data

Product Line	COMBICON Connectors S		
Connection system / type of contact	COMBICON DFMC 1,5 / Pin		
Locking	Lock & release threaded flange		
Electrical parameters			
rated current / nominal cross section	[A] / [mm <sup>2</sup> ]	8 / 1.5	
Surge voltage category/degree of pollution		III/3	II / 2
Rated insulation voltage	[V]	160	250
Rated surge voltage	[kV]	2.5	2.5
General data			
Type of insulation material / insulation material group	LCP / IIIa		
Flammability rating in accordance with UL 94	V0		
Certification data			
Note	More detailed information on the approval data can be found on our website.		

PCB headers, Pitch: 3.5 mm

DMC 1,5/...-G1, Linear pinning




Dimensions	[mm]
Solder pin length [P]	3.5
Length [l]	11.6
Height [h]	14.3
Installed height	10.8



Ordering data

No. of pos.	Type	Item No.	Pcs./ Pkt.	Width w [mm]
2	DMC 1,5/ 2-G1-3,5 P35	1053808	50	7.8
3	DMC 1,5/ 3-G1-3,5 P35	1053809	50	11.3
4	DMC 1,5/ 4-G1-3,5 P35	1053810	50	14.8
5	DMC 1,5/ 5-G1-3,5 P35	1053811	50	18.3
6	DMC 1,5/ 6-G1-3,5 P35	1053812	50	21.8
7	DMC 1,5/ 7-G1-3,5 P35	1053814	50	25.3
8	DMC 1,5/ 8-G1-3,5 P35	1053815	50	28.8
9	DMC 1,5/ 9-G1-3,5 P35	1053816	50	32.3
10	DMC 1,5/10-G1-3,5 P35	1053820	50	35.8
11	DMC 1,5/11-G1-3,5 P35	1053823	50	39.3
12	DMC 1,5/12-G1-3,5 P35	1053824	50	42.8
13	DMC 1,5/13-G1-3,5 P35	1053826	50	46.3
14	DMC 1,5/14-G1-3,5 P35	1053828	50	49.8
15	DMC 1,5/15-G1-3,5 P35	1053830	50	53.3
16	DMC 1,5/16-G1-3,5 P35	1053833	50	56.8
17	DMC 1,5/17-G1-3,5 P35	1053834	50	60.3
18	DMC 1,5/18-G1-3,5 P35	1053835	50	63.8
19	DMC 1,5/19-G1-3,5 P35	1053836	50	67.3
20	DMC 1,5/20-G1-3,5 P35	1053838	50	70.8



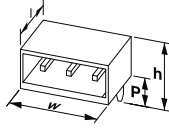
Technical data

Product Line	COMBICON Connectors S		
Connection system / type of contact	COMBICON DFMC 1,5 / Pin		
Locking	-		
Electrical parameters			
rated current / nominal cross section	[A] / [mm <sup>2</sup> ]	8 / 1.5	
Surge voltage category/degree of pollution		III/3	II / 2
Rated insulation voltage	[V]	160	250
Rated surge voltage	[kV]	2.5	2.5
General data			
Type of insulation material / insulation material group	PBT / IIIa		
Flammability rating in accordance with UL 94	V0		
Certification data			
Note	More detailed information on the approval data can be found on our website.		

# COMBICON connectors S up to 1.5 mm<sup>2</sup> (16 AWG)

## PCB headers, Pitch: 3.5 mm

DMC 1,5/...-G1F, Linear pinning



Dimensions	[mm]
Solder pin length [P]	3.5
Length [l]	11.6
Height [h]	14.3
Installed height	10.8



### Ordering data

No. of pos.	Type	Item No.	Pcs./ Pkt.	Width w [mm]
2	DMC 1,5/ 2-G1F-3,5-LR P35	1053864	50	14
3	DMC 1,5/ 3-G1F-3,5-LR P35	1053866	50	17.5
4	DMC 1,5/ 4-G1F-3,5-LR P35	1053884	50	21
5	DMC 1,5/ 5-G1F-3,5-LR P35	1053868	50	24.5
6	DMC 1,5/ 6-G1F-3,5-LR P35	1053869	50	28
7	DMC 1,5/ 7-G1F-3,5-LR P35	1053870	50	31.5
8	DMC 1,5/ 8-G1F-3,5-LR P35	1053871	50	35
9	DMC 1,5/ 9-G1F-3,5-LR P35	1053872	50	38.5
10	DMC 1,5/ 10-G1F-3,5-LR P35	1053873	50	42
11	DMC 1,5/ 11-G1F-3,5-LR P35	1053874	50	45.5
12	DMC 1,5/ 12-G1F-3,5-LR P35	1053875	50	49
13	DMC 1,5/ 13-G1F-3,5-LR P35	1053876	50	52.5
14	DMC 1,5/ 14-G1F-3,5-LR P35	1053877	50	56
15	DMC 1,5/ 15-G1F-3,5-LR P35	1053878	50	59.5
16	DMC 1,5/ 16-G1F-3,5-LR P35	1053879	50	63
17	DMC 1,5/ 17-G1F-3,5-LR P35	1053880	50	66.5
18	DMC 1,5/ 18-G1F-3,5-LR P35	1053881	50	70
19	DMC 1,5/ 19-G1F-3,5-LR P35	1053882	50	73.5
20	DMC 1,5/ 20-G1F-3,5-LR P35	1053888	50	77

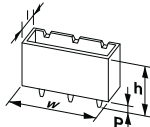



### Technical data

Product Line	COMBICON Connectors S		
Connection system / type of contact	COMBICON DFMC 1,5 / Pin		
Locking	-		
Electrical parameters			
rated current / nominal cross section	[A] / [mm <sup>2</sup> ]	8 / 1.5	
Surge voltage category/degree of pollution		III/3	II / 2
Rated insulation voltage	[V]	160	250
Rated surge voltage	[kV]	2.5	2.5
General data			
Type of insulation material / insulation material group	PBT / IIIa		
Flammability rating in accordance with UL 94	V0		
Certification data			
Note	More detailed information on the approval data can be found on our website.		

## PCB headers, Pitch: 3.5 mm

DMCV 1,5/...-G1, Linear pinning



Dimensions	[mm]
Solder pin length [P]	3.5
Length [l]	10.6
Height [h]	13.5
Installed height	10



### Ordering data

No. of pos.	Type	Item No.	Pcs./ Pkt.	Width w [mm]
2	DMCV 1,5/ 2-G1-3,5 P35	1053831	50	7.8
3	DMCV 1,5/ 3-G1-3,5 P35	1053832	50	11.3
4	DMCV 1,5/ 4-G1-3,5 P35	1053837	50	14.8
5	DMCV 1,5/ 5-G1-3,5 P35	1053841	50	18.3
6	DMCV 1,5/ 6-G1-3,5 P35	1053843	50	21.8
7	DMCV 1,5/ 7-G1-3,5 P35	1053844	50	25.3
8	DMCV 1,5/ 8-G1-3,5 P35	1053845	50	28.8
9	DMCV 1,5/ 9-G1-3,5 P35	1053848	50	32.3
10	DMCV 1,5/ 10-G1-3,5 P35	1053851	50	35.8
11	DMCV 1,5/ 11-G1-3,5 P35	1053852	50	39.3
12	DMCV 1,5/ 12-G1-3,5 P35	1053853	50	42.8
13	DMCV 1,5/ 13-G1-3,5 P35	1053854	50	46.3
14	DMCV 1,5/ 14-G1-3,5 P35	1053856	50	49.8
15	DMCV 1,5/ 15-G1-3,5 P35	1053857	50	53.3
16	DMCV 1,5/ 16-G1-3,5 P35	1053858	50	56.8
17	DMCV 1,5/ 17-G1-3,5 P35	1053859	50	60.3
18	DMCV 1,5/ 18-G1-3,5 P35	1053860	50	63.8
19	DMCV 1,5/ 19-G1-3,5 P35	1053861	50	67.3
20	DMCV 1,5/ 20-G1-3,5 P35	1053862	50	70.8

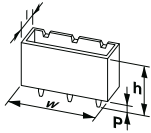


### Technical data

Product Line	COMBICON Connectors S		
Connection system / type of contact	COMBICON DFMC 1,5 / Pin		
Locking	-		
Electrical parameters			
rated current / nominal cross section	[A] / [mm <sup>2</sup> ]	8 / 1.5	
Surge voltage category/degree of pollution		III/3	II / 2
Rated insulation voltage	[V]	160	250
Rated surge voltage	[kV]	2.5	2.5
General data			
Type of insulation material / insulation material group	PBT / IIIa		
Flammability rating in accordance with UL 94	V0		
Certification data			
Note	More detailed information on the approval data can be found on our website.		

PCB headers, Pitch: 3.5 mm

DMCV 1,5/...-G1F, Linear pinning



Dimensions	[mm]
Solder pin length [P]	3.5
Length [l]	10.6
Height [h]	13.5
Installed height	10



Ordering data

No. of pos.	Type	Item No.	Pcs./ Pkt.	Width w [mm]
2	DMCV 1,5/ 2-G1F-3,5-LR P35	1053972	50	14
3	DMCV 1,5/ 3-G1F-3,5-LR P35	1053973	50	17.5
4	DMCV 1,5/ 4-G1F-3,5-LR P35	1053974	50	21
5	DMCV 1,5/ 5-G1F-3,5-LR P35	1053976	50	24.5
6	DMCV 1,5/ 6-G1F-3,5-LR P35	1053977	50	28
7	DMCV 1,5/ 7-G1F-3,5-LR P35	1053979	50	31.5
8	DMCV 1,5/ 8-G1F-3,5-LR P35	1054066	50	35
9	DMCV 1,5/ 9-G1F-3,5-LR P35	1054067	50	38.5
10	DMCV 1,5/10-G1F-3,5-LR P35	1054070	50	42
11	DMCV 1,5/11-G1F-3,5-LR P35	1054072	50	45.5
12	DMCV 1,5/12-G1F-3,5-LR P35	1054073	50	49
13	DMCV 1,5/13-G1F-3,5-LR P35	1054074	50	52.5
14	DMCV 1,5/14-G1F-3,5-LR P35	1054075	50	56
15	DMCV 1,5/15-G1F-3,5-LR P35	1054076	50	59.5
16	DMCV 1,5/16-G1F-3,5-LR P35	1054077	50	63
17	DMCV 1,5/17-G1F-3,5-LR P35	1054078	50	66.5
18	DMCV 1,5/18-G1F-3,5-LR P35	1054079	50	70
19	DMCV 1,5/19-G1F-3,5-LR P35	1054080	50	73.5
20	DMCV 1,5/20-G1F-3,5-LR P35	1054081	50	77

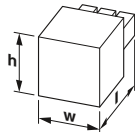


Technical data

Product Line	COMBICON Connectors S		
Connection system / type of contact	COMBICON DFMC 1,5 / Pin		
Locking	-		
Electrical parameters			
rated current / nominal cross section	[A] / [mm <sup>2</sup> ]	8 / 1.5	
Surge voltage category/degree of pollution		III/3	III / 2
Rated insulation voltage	[V]	160	160
Rated surge voltage	[kV]	2.5	2.5
General data			
Type of insulation material / insulation material group	PBT / IIIa		
Flammability rating in accordance with UL 94	V0		
Certification data			
Note	More detailed information on the approval data can be found on our website.		

PCB connector, Screw connection with tension sleeve, Pitch: 3.5 mm

MC 1,5/...-ST



Dimensions	[mm]
Length [l]	16.1
Height [h]	11.1



Ordering data

No. of pos.	Type	Item No.	Pcs./ Pkt.	Width w [mm]
2	MC 1,5/ 2-ST-3,5	1840366	250	7
3	MC 1,5/ 3-ST-3,5	1840379	250	10.5
4	MC 1,5/ 4-ST-3,5	1840382	250	14
5	MC 1,5/ 5-ST-3,5	1840395	250	17.5
6	MC 1,5/ 6-ST-3,5	1840405	50	21
7	MC 1,5/ 7-ST-3,5	1840418	50	24.5
8	MC 1,5/ 8-ST-3,5	1840421	50	28
9	MC 1,5/ 9-ST-3,5	1840434	50	31.5
10	MC 1,5/10-ST-3,5	1840447	50	35
11	MC 1,5/11-ST-3,5	1840450	50	38.5
12	MC 1,5/12-ST-3,5	1840463	50	42
13	MC 1,5/13-ST-3,5	1840476	50	45.5
14	MC 1,5/14-ST-3,5	1840489	50	49
15	MC 1,5/15-ST-3,5	1840492	50	52.5
16	MC 1,5/16-ST-3,5	1840502	50	56
17	MC 1,5/17-ST-3,5	1840515	50	59.5
18	MC 1,5/18-ST-3,5	1840528	50	63
19	MC 1,5/19-ST-3,5	1840531	50	66.5
20	MC 1,5/20-ST-3,5	1840544	50	70



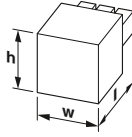
Technical data

Product Line	COMBICON Connectors S		
Connection system / type of contact	COMBICON MC 1,5 / Socket		
Locking	without		
Connection capacity			
rigid / flexible	[mm <sup>2</sup> ]	0.14 - 1.5 / 0.14 - 1.5	
Flexible with ferrules without plastic sleeve	[mm <sup>2</sup> ]	0.25 - 1.5	
Flexible with ferrules with plastic sleeve	[mm <sup>2</sup> ]	0.25 - 0.5	
2 conductors with same cross section solid / stranded	[mm <sup>2</sup> ]	0.08 - 0.5 / 0.08 - 0.75	
2 conductors with same cross section, stranded, with ferrule without plastic sleeve	[mm <sup>2</sup> ]	0.25 - 0.34	
Conductor cross section AWG/kcmil		28 - 16	
Stripping length	[mm]	7	
Tightening torque	[Nm]	0.22 - 0.25 Nm	
Electrical parameters			
rated current / nominal cross section	[A] / [mm <sup>2</sup> ]	8 / 1.5	
Surge voltage category/degree of pollution		III/3	III / 2
Rated insulation voltage	[V]	160	160
Rated surge voltage	[kV]	2.5	2.5
General data			
Type of insulation material / insulation material group	PA / I		
Flammability rating in accordance with UL 94	V0		
Certification data			
Note	More detailed information on the approval data can be found on our website.		

# COMBICON connectors S up to 1.5 mm<sup>2</sup> (16 AWG)

## PCB connector, Screw connection with tension sleeve, Pitch: 3.81 mm

MC 1,5/..-ST



Dimensions	[mm]
Length [l]	16.1
Height [h]	11.1



### Ordering data

No. of pos.	Type	Item No.	Pcs./ Pkt.	Width w [mm]
2	MC 1,5/ 2-ST-3,81	1803578	250	8.41
3	MC 1,5/ 3-ST-3,81	1803581	250	12.22
4	MC 1,5/ 4-ST-3,81	1803594	250	16.03
5	MC 1,5/ 5-ST-3,81	1803604	250	19.84
6	MC 1,5/ 6-ST-3,81	1803617	50	23.65
7	MC 1,5/ 7-ST-3,81	1803620	50	27.46
8	MC 1,5/ 8-ST-3,81	1803633	50	31.27
9	MC 1,5/ 9-ST-3,81	1803646	50	35.08
10	MC 1,5/10-ST-3,81	1803659	50	38.89
11	MC 1,5/11-ST-3,81	1803662	50	42.7
12	MC 1,5/12-ST-3,81	1803675	50	46.51
13	MC 1,5/13-ST-3,81	1803688	50	50.32
14	MC 1,5/14-ST-3,81	1803691	50	54.13
15	MC 1,5/15-ST-3,81	1803701	50	57.94
16	MC 1,5/16-ST-3,81	1803714	50	61.75
17	MC 1,5/17-ST-3,81	1840324	50	65.56
18	MC 1,5/18-ST-3,81	1840337	50	69.37
19	MC 1,5/19-ST-3,81	1840340	50	73.18
20	MC 1,5/20-ST-3,81	1840353	50	76.99

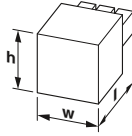


### Technical data

Product Line	COMBICON Connectors S		
Connection system / type of contact	COMBICON MC 1,5 / Socket		
Locking	without		
Connection capacity			
rigid / flexible	[mm <sup>2</sup> ]	0.14 - 1.5 / 0.14 - 1.5	
Flexible with ferrules without plastic sleeve	[mm <sup>2</sup> ]	0.25 - 1.5	
Flexible with ferrules with plastic sleeve	[mm <sup>2</sup> ]	0.25 - 0.75	
2 conductors with same cross section solid / stranded	[mm <sup>2</sup> ]	0.08 - 0.5 / 0.08 - 0.75	
2 conductors with same cross section, stranded, with ferrule without plastic sleeve	[mm <sup>2</sup> ]	0.25 - 0.34	
Conductor cross section AWG/kcmil	28 - 16		
Stripping length	[mm]	7	
Tightening torque	[Nm]	0.22 - 0.25 Nm	
Electrical parameters			
rated current / nominal cross section	[A] / [mm <sup>2</sup> ]	8 / 1.5	
Surge voltage category/degree of pollution		III/3	III / 2 II / 2
Rated insulation voltage	[V]	160	160 320
Rated surge voltage	[kV]	2.5	2.5 2.5
General data			
Type of insulation material / insulation material group	PA / I		
Flammability rating in accordance with UL 94	V0		
Certification data			
Note	More detailed information on the approval data can be found on our website.		

## PCB connector, Screw connection with tension sleeve, Pitch: 3.5 mm

MC 1,5/..-STF



Dimensions	[mm]
Length [l]	16.1
Height [h]	11.1



### Ordering data

No. of pos.	Type	Item No.	Pcs./ Pkt.	Width w [mm]
2	MC 1,5/ 2-STF-3,5	1847055	250	17.3
3	MC 1,5/ 3-STF-3,5	1847068	250	20.8
4	MC 1,5/ 4-STF-3,5	1847071	250	24.3
5	MC 1,5/ 5-STF-3,5	1847084	250	27.8
6	MC 1,5/ 6-STF-3,5	1847097	50	31.3
7	MC 1,5/ 7-STF-3,5	1847107	50	34.8
8	MC 1,5/ 8-STF-3,5	1847181	50	38.3
9	MC 1,5/ 9-STF-3,5	1847194	50	41.8
10	MC 1,5/10-STF-3,5	1847204	50	45.3
11	MC 1,5/11-STF-3,5	1847217	50	48.8
12	MC 1,5/12-STF-3,5	1847220	50	52.3
13	MC 1,5/13-STF-3,5	1847233	50	55.8
14	MC 1,5/14-STF-3,5	1847246	50	59.3
15	MC 1,5/15-STF-3,5	1847259	50	62.8
16	MC 1,5/16-STF-3,5	1847262	50	66.3
17	MC 1,5/17-STF-3,5	1847275	50	69.8
18	MC 1,5/18-STF-3,5	1847288	50	73.3
19	MC 1,5/19-STF-3,5	1847291	50	76.8
20	MC 1,5/20-STF-3,5	1847301	50	80.3



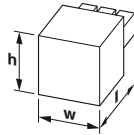
### Technical data

Product Line	COMBICON Connectors S		
Connection system / type of contact	COMBICON MC 1,5 / Socket		
Locking	Screw flange		
Connection capacity			
rigid / flexible	[mm <sup>2</sup> ]	0.14 - 1.5 / 0.14 - 1.5	
Flexible with ferrules without plastic sleeve	[mm <sup>2</sup> ]	0.25 - 1.5	
Flexible with ferrules with plastic sleeve	[mm <sup>2</sup> ]	0.25 - 0.5	
2 conductors with same cross section solid / stranded	[mm <sup>2</sup> ]	0.08 - 0.5 / 0.08 - 0.75	
2 conductors with same cross section, stranded, with ferrule without plastic sleeve	[mm <sup>2</sup> ]	0.25 - 0.34	
Conductor cross section AWG/kcmil	28 - 16		
Stripping length	[mm]	7	
Tightening torque	[Nm]	0.22 - 0.25 Nm	
Electrical parameters			
rated current / nominal cross section	[A] / [mm <sup>2</sup> ]	8 / 1.5	
Surge voltage category/degree of pollution		III/3	III / 2 II / 2
Rated insulation voltage	[V]	160	160 320
Rated surge voltage	[kV]	2.5	2.5 2.5
General data			
Type of insulation material / insulation material group	PA / I		
Flammability rating in accordance with UL 94	V0		
Certification data			
Note	More detailed information on the approval data can be found on our website.		



PCB connector, Screw connection with tension sleeve, Pitch: 3.81 mm

MC 1,5/...-STF



Dimensions	[mm]
Length [l]	16.1
Height [h]	11.1



Ordering data

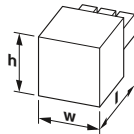
No. of pos.	Type	Item No.	Pcs./ Pkt.	Width w [mm]
2	MC 1,5/ 2-STF-3,81	1827703	250	18.01
3	MC 1,5/ 3-STF-3,81	1827716	250	21.82
4	MC 1,5/ 4-STF-3,81	1827729	250	25.63
5	MC 1,5/ 5-STF-3,81	1827732	250	29.44
6	MC 1,5/ 6-STF-3,81	1827745	50	33.25
7	MC 1,5/ 7-STF-3,81	1827758	50	37.06
8	MC 1,5/ 8-STF-3,81	1827761	50	40.87
9	MC 1,5/ 9-STF-3,81	1827774	50	44.68
10	MC 1,5/10-STF-3,81	1827787	50	48.49
11	MC 1,5/11-STF-3,81	1827790	50	52.3
12	MC 1,5/12-STF-3,81	1827800	50	56.11
13	MC 1,5/13-STF-3,81	1827813	50	59.92
14	MC 1,5/14-STF-3,81	1827826	50	63.73
15	MC 1,5/15-STF-3,81	1827839	50	67.54
16	MC 1,5/16-STF-3,81	1827842	50	71.35
17	MC 1,5/17-STF-3,81	1848481	50	75.16
18	MC 1,5/18-STF-3,81	1848478	50	78.97
19	MC 1,5/19-STF-3,81	1848465	50	82.78
20	MC 1,5/20-STF-3,81	1848452	50	86.59

Technical data

Product Line	COMBICON Connectors S			
Connection system / type of contact	COMBICON MC 1,5 / Socket			
Locking	Screw flange			
Connection capacity				
rigid / flexible	[mm <sup>2</sup> ]	0.14 - 1.5 / 0.14 - 1.5		
Flexible with ferrules without plastic sleeve	[mm <sup>2</sup> ]	0.25 - 1.5		
Flexible with ferrules with plastic sleeve	[mm <sup>2</sup> ]	0.25 - 0.75		
2 conductors with same cross section solid / stranded	[mm <sup>2</sup> ]	0.08 - 0.5 / 0.08 - 0.75		
2 conductors with same cross section, stranded, with ferrule without plastic sleeve	[mm <sup>2</sup> ]	0.25 - 0.34		
Conductor cross section AWG/kcmil		28 - 16		
Stripping length	[mm]	7		
Tightening torque	[Nm]	0.22 - 0.25 Nm		
Electrical parameters				
rated current / nominal cross section	[A] / [mm <sup>2</sup> ]	8 / 1.5		
Surge voltage category/degree of pollution		III/3	III / 2	II / 2
Rated insulation voltage	[V]	160	160	320
Rated surge voltage	[kV]	2.5	2.5	2.5
General data				
Type of insulation material / insulation material group	PA / I			
Flammability rating in accordance with UL 94	V0			
Certification data				
Note	More detailed information on the approval data can be found on our website.			

PCB connector, Screw connection with tension sleeve, Pitch: 3.5 mm

MC 1,5/...-ST-LR



Dimensions	[mm]
Length [l]	27.5
Height [h]	13.6



Ordering data

No. of pos.	Type	Item No.	Pcs./ Pkt.	Width w [mm]
2	MC 1,5/ 2-ST-3,5-LR	1816852	50	13.8
3	MC 1,5/ 3-ST-3,5-LR	1816865	50	17.3
4	MC 1,5/ 4-ST-3,5-LR	1816878	50	20.8
5	MC 1,5/ 5-ST-3,5-LR	1816881	50	24.3
6	MC 1,5/ 6-ST-3,5-LR	1816894	50	27.8
7	MC 1,5/ 7-ST-3,5-LR	1816904	50	31.3
8	MC 1,5/ 8-ST-3,5-LR	1816917	50	34.8
9	MC 1,5/ 9-ST-3,5-LR	1816920	50	38.3
10	MC 1,5/10-ST-3,5-LR	1816933	50	41.8
11	MC 1,5/11-ST-3,5-LR	1816946	50	45.3
12	MC 1,5/12-ST-3,5-LR	1816959	50	48.8
13	MC 1,5/13-ST-3,5-LR	1816962	50	52.3
14	MC 1,5/14-ST-3,5-LR	1816975	50	55.8
15	MC 1,5/15-ST-3,5-LR	1816988	50	59.3
16	MC 1,5/16-ST-3,5-LR	1816991	50	62.8
17	MC 1,5/17-ST-3,5-LR	1817000	50	66.3
18	MC 1,5/18-ST-3,5-LR	1817013	50	69.8
19	MC 1,5/19-ST-3,5-LR	1817026	50	73.3
20	MC 1,5/20-ST-3,5-LR	1817039	50	76.8

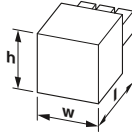
Technical data

Product Line	COMBICON Connectors S			
Connection system / type of contact	COMBICON MC 1,5 / Socket			
Locking	Lock & Release ejector lever			
Connection capacity				
rigid / flexible	[mm <sup>2</sup> ]	0.14 - 1.5 / 0.14 - 1.5		
Flexible with ferrules without plastic sleeve	[mm <sup>2</sup> ]	0.25 - 1.5		
Flexible with ferrules with plastic sleeve	[mm <sup>2</sup> ]	0.25 - 0.5		
2 conductors with same cross section solid / stranded	[mm <sup>2</sup> ]	0.08 - 0.5 / 0.08 - 0.75		
2 conductors with same cross section, stranded, with ferrule without plastic sleeve	[mm <sup>2</sup> ]	0.25 - 0.34		
Conductor cross section AWG/kcmil		28 - 16		
Stripping length	[mm]	7		
Tightening torque	[Nm]	0.22 - 0.25 Nm		
Electrical parameters				
rated current / nominal cross section	[A] / [mm <sup>2</sup> ]	8 / 1.5		
Surge voltage category/degree of pollution		III/3	III / 2	II / 2
Rated insulation voltage	[V]	160	160	320
Rated surge voltage	[kV]	2.5	2.5	2.5
General data				
Type of insulation material / insulation material group	PA / I			
Flammability rating in accordance with UL 94	V0			
Certification data				
Note	More detailed information on the approval data can be found on our website.			

# COMBICON connectors S up to 1.5 mm<sup>2</sup> (16 AWG)

## PCB connector, Screw connection with tension sleeve, Pitch: 3.81 mm

MC 1,5/...-ST-LR



Dimensions	[mm]
Length [l]	27.5
Height [h]	13.6



### Ordering data

No. of pos.	Type	Item No.	Pcs./ Pkt.	Width w [mm]
2	MC 1,5/ 2-ST-3,81-LR	1817042	50	14.51
3	MC 1,5/ 3-ST-3,81-LR	1817055	50	18.32
4	MC 1,5/ 4-ST-3,81-LR	1817068	50	22.13
5	MC 1,5/ 5-ST-3,81-LR	1817071	50	25.94
6	MC 1,5/ 6-ST-3,81-LR	1817084	50	29.75
7	MC 1,5/ 7-ST-3,81-LR	1817097	50	33.56
8	MC 1,5/ 8-ST-3,81-LR	1817107	50	37.37
9	MC 1,5/ 9-ST-3,81-LR	1817110	50	41.18
10	MC 1,5/10-ST-3,81-LR	1817123	50	44.99
11	MC 1,5/11-ST-3,81-LR	1817136	50	48.8
12	MC 1,5/12-ST-3,81-LR	1817149	50	52.61
13	MC 1,5/13-ST-3,81-LR	1817152	50	56.42
14	MC 1,5/14-ST-3,81-LR	1817165	50	60.23
15	MC 1,5/15-ST-3,81-LR	1817178	50	64.04
16	MC 1,5/16-ST-3,81-LR	1817181	50	67.85
17	MC 1,5/17-ST-3,81-LR	1817194	50	71.66
18	MC 1,5/18-ST-3,81-LR	1817204	50	75.47
19	MC 1,5/19-ST-3,81-LR	1817217	50	79.28
20	MC 1,5/20-ST-3,81-LR	1817220	50	83.09

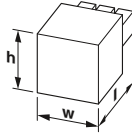


### Technical data

Product Line	COMBICON Connectors S		
Connection system / type of contact	COMBICON MC 1,5 / Socket		
Locking	Lock & Release ejector lever		
Connection capacity			
rigid / flexible	[mm <sup>2</sup> ]	0.14 - 1.5 / 0.14 - 1.5	
Flexible with ferrules without plastic sleeve	[mm <sup>2</sup> ]	0.25 - 1.5	
Flexible with ferrules with plastic sleeve	[mm <sup>2</sup> ]	0.25 - 0.75	
2 conductors with same cross section solid / stranded	[mm <sup>2</sup> ]	0.08 - 0.5 / 0.08 - 0.75	
2 conductors with same cross section, stranded, with ferrule without plastic sleeve	[mm <sup>2</sup> ]	0.25 - 0.34	
Conductor cross section AWG/kcmil		28 - 16	
Stripping length	[mm]	7	
Tightening torque	[Nm]	0.22 - 0.25 Nm	
Electrical parameters			
rated current / nominal cross section	[A] / [mm <sup>2</sup> ]	8 / 1.5	
Surge voltage category/degree of pollution		III/3	III / 2
Rated insulation voltage	[V]	160	320
Rated surge voltage	[kV]	2.5	2.5
General data			
Type of insulation material / insulation material group	PA / I		
Flammability rating in accordance with UL 94	V0		
Certification data			
Note	More detailed information on the approval data can be found on our website.		

## PCB connector, Screw connection with tension sleeve, Pitch: 3.5 mm

MC 1,5/...-STZ



Dimensions	[mm]
Length [l]	41
Height [h]	11.6



### Ordering data

No. of pos.	Type	Item No.	Pcs./ Pkt.	Width w [mm]
3	MC 1,5/ 3-STZ1-3,5	1768871	50	10.5
4	MC 1,5/ 4-STZ1-3,5	1767500	50	14
5	MC 1,5/ 5-STZ2-3,5	1767623	50	17.5
6	MC 1,5/ 6-STZ2-3,5	1767610	50	21
7	MC 1,5/ 7-STZ2-3,5	1768884	50	24.5
8	MC 1,5/ 8-STZ3-3,5	1765599	50	28
9	MC 1,5/ 9-STZ3-3,5	1768897	50	31.5
10	MC 1,5/10-STZ4-3,5	1766255	50	35
11	MC 1,5/11-STZ4-3,5	1768907	50	38.5
12	MC 1,5/12-STZ4-3,5	1768910	50	42
13	MC 1,5/13-STZ4-3,5	1032651	50	45.5
14	MC 1,5/14-STZ4-3,5	1032652	50	49
15	MC 1,5/15-STZ4-3,5	1032653	50	52.5
17	MC 1,5/17-STZ4-3,5	1032654	50	59.5
18	MC 1,5/18-STZ4-3,5	1032655	50	63
20	MC 1,5/20-STZ4-3,5	1707643	50	70

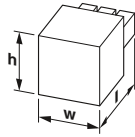


### Technical data

Product Line	COMBICON Connectors S		
Connection system / type of contact	COMBICON MC 1,5 / Socket		
Locking	without		
Connection capacity			
rigid / flexible	[mm <sup>2</sup> ]	0.14 - 1.5 / 0.14 - 1.5	
Flexible with ferrules without plastic sleeve	[mm <sup>2</sup> ]	0.25 - 1.5	
Flexible with ferrules with plastic sleeve	[mm <sup>2</sup> ]	0.25 - 0.5	
2 conductors with same cross section solid / stranded	[mm <sup>2</sup> ]	0.08 - 0.5 / 0.08 - 0.75	
2 conductors with same cross section, stranded, with ferrule without plastic sleeve	[mm <sup>2</sup> ]	0.25 - 0.34	
Conductor cross section AWG/kcmil		28 - 16	
Stripping length	[mm]	7	
Tightening torque	[Nm]	0.22 - 0.25 Nm	
Electrical parameters			
rated current / nominal cross section	[A] / [mm <sup>2</sup> ]	8 / 1.5	
Surge voltage category/degree of pollution		III/3	III / 2
Rated insulation voltage	[V]	160	320
Rated surge voltage	[kV]	2.5	2.5
General data			
Type of insulation material / insulation material group	PA / I		
Flammability rating in accordance with UL 94	V0		
Certification data			
Note	More detailed information on the approval data can be found on our website.		

PCB connector, Screw connection with tension sleeve, Pitch: 3.81 mm

MC 1,5/...-STZ



Dimensions	[mm]
Length [l]	41
Height [h]	11.6



Ordering data

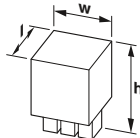
No. of pos.	Type	Item No.	Pcs./ Pkt.	Width w [mm]
3	MC 1,5/ 3-STZ1-3,81	1768923	50	12.22
4	MC 1,5/ 4-STZ1-3,81	1767461	50	16.03
5	MC 1,5/ 5-STZ2-3,81	1768936	50	19.84
6	MC 1,5/ 6-STZ2-3,81	1767694	50	23.65
7	MC 1,5/ 7-STZ2-3,81	1768949	50	27.46
8	MC 1,5/ 8-STZ3-3,81	1768952	50	31.27
9	MC 1,5/ 9-STZ3-3,81	1767665	50	35.08
10	MC 1,5/10-STZ4-3,81	1767209	50	38.89
11	MC 1,5/11-STZ4-3,81	1768965	50	42.7
12	MC 1,5/12-STZ2-3,81	1759657	50	46.51
12	MC 1,5/12-STZ4-3,81	1768978	50	46.51
13	MC 1,5/13-STZ4-3,81	1765557	50	50.32

Technical data

Product Line	COMBICON Connectors S		
Connection system / type of contact	COMBICON MC 1,5 / Socket		
Locking	without		
Connection capacity			
rigid / flexible	[mm <sup>2</sup> ]	0.14 - 1.5 / 0.14 - 1.5	
Flexible with ferrules without plastic sleeve	[mm <sup>2</sup> ]	0.25 - 1.5	
Flexible with ferrules with plastic sleeve	[mm <sup>2</sup> ]	0.25 - 0.75	
2 conductors with same cross section solid / stranded	[mm <sup>2</sup> ]	0.08 - 0.5 / 0.08 - 0.75	
2 conductors with same cross section, stranded, with ferrule without plastic sleeve	[mm <sup>2</sup> ]	0.25 - 0.34	
Conductor cross section AWG/kcmil	28 - 16		
Stripping length	[mm]	7	
Tightening torque	[Nm]	0.22 - 0.25 Nm	
Electrical parameters			
rated current / nominal cross section	[A] / [mm <sup>2</sup> ]	8 / 1.5	
Surge voltage category/degree of pollution		III/3	III / 2
Rated insulation voltage	[V]	160	320
Rated surge voltage	[kV]	2.5	2.5
General data			
Type of insulation material / insulation material group	PA / I		
Flammability rating in accordance with UL 94	V0		
Certification data			
Note	More detailed information on the approval data can be found on our website.		

PCB connector, Screw connection with tension sleeve, Pitch: 3.5 mm

MCVR 1,5/...-ST



Dimensions	[mm]
Length [l]	10.38
Height [h]	19.1



Ordering data

No. of pos.	Type	Item No.	Pcs./ Pkt.	Width w [mm]
2	MCVR 1,5/ 2-ST-3,5	1863152	250	8.41
3	MCVR 1,5/ 3-ST-3,5	1863165	250	11.3
4	MCVR 1,5/ 4-ST-3,5	1863178	250	14.8
5	MCVR 1,5/ 5-ST-3,5	1863181	250	18.3
6	MCVR 1,5/ 6-ST-3,5	1863194	50	21.8
7	MCVR 1,5/ 7-ST-3,5	1863204	50	25.3
8	MCVR 1,5/ 8-ST-3,5	1863217	50	28.8
9	MCVR 1,5/ 9-ST-3,5	1863220	50	32.3
10	MCVR 1,5/10-ST-3,5	1863233	50	35.8
11	MCVR 1,5/11-ST-3,5	1863246	50	39.3
12	MCVR 1,5/12-ST-3,5	1863259	50	42.8
13	MCVR 1,5/13-ST-3,5	1863262	50	46.3
14	MCVR 1,5/14-ST-3,5	1863275	50	49.8
15	MCVR 1,5/15-ST-3,5	1863288	50	53.3
16	MCVR 1,5/16-ST-3,5	1863291	50	56.8

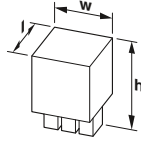
Technical data

Product Line	COMBICON Connectors S		
Connection system / type of contact	COMBICON MC 1,5 / Socket		
Locking	without		
Connection capacity			
rigid / flexible	[mm <sup>2</sup> ]	0.14 - 1.5 / 0.14 - 1.5	
Flexible with ferrules without plastic sleeve	[mm <sup>2</sup> ]	0.25 - 1.5	
Flexible with ferrules with plastic sleeve	[mm <sup>2</sup> ]	0.25 - 0.5	
2 conductors with same cross section solid / stranded	[mm <sup>2</sup> ]	0.08 - 0.5 / 0.08 - 0.75	
2 conductors with same cross section, stranded, with ferrule without plastic sleeve	[mm <sup>2</sup> ]	0.25 - 0.34	
Conductor cross section AWG/kcmil	28 - 16		
Stripping length	[mm]	7	
Tightening torque	[Nm]	0.22 - 0.25 Nm	
Electrical parameters			
rated current / nominal cross section	[A] / [mm <sup>2</sup> ]	8 / 1.5	
Surge voltage category/degree of pollution		III/3	III / 2
Rated insulation voltage	[V]	160	320
Rated surge voltage	[kV]	2.5	2.5
General data			
Type of insulation material / insulation material group	PA / I		
Flammability rating in accordance with UL 94	V0		
Certification data			
Note	More detailed information on the approval data can be found on our website.		

# COMBICON connectors S up to 1.5 mm<sup>2</sup> (16 AWG)

## PCB connector, Screw connection with tension sleeve, Pitch: 3.81 mm

MCVR 1,5/...-ST



Dimensions	[mm]
Length [l]	10.4
Height [h]	19.1



### Ordering data

No. of pos.	Type	Item No.	Pcs./ Pkt.	Width w [mm]
2	MCVR 1,5/ 2-ST-3,81	1827127	250	8.41
3	MCVR 1,5/ 3-ST-3,81	1827130	250	12.22
4	MCVR 1,5/ 4-ST-3,81	1827143	250	16.03
5	MCVR 1,5/ 5-ST-3,81	1827156	250	19.84
6	MCVR 1,5/ 6-ST-3,81	1827169	50	23.65
7	MCVR 1,5/ 7-ST-3,81	1827172	50	27.46
8	MCVR 1,5/ 8-ST-3,81	1827185	50	31.27
9	MCVR 1,5/ 9-ST-3,81	1827198	50	35.08
10	MCVR 1,5/10-ST-3,81	1827208	50	38.89
11	MCVR 1,5/11-ST-3,81	1827211	50	42.7
12	MCVR 1,5/12-ST-3,81	1827224	50	46.51
13	MCVR 1,5/13-ST-3,81	1827237	50	50.32
14	MCVR 1,5/14-ST-3,81	1827240	50	54.13
15	MCVR 1,5/15-ST-3,81	1827253	50	57.94
16	MCVR 1,5/16-ST-3,81	1827266	50	61.75

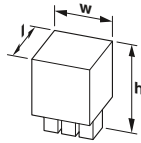


### Technical data

Product Line	COMBICON Connectors S		
Connection system / type of contact	COMBICON MC 1,5 / Socket		
Locking	without		
Connection capacity			
rigid / flexible	[mm <sup>2</sup> ]	0.14 - 1.5 / 0.14 - 1.5	
Flexible with ferrules without plastic sleeve	[mm <sup>2</sup> ]	0.25 - 1.5	
Flexible with ferrules with plastic sleeve	[mm <sup>2</sup> ]	0.25 - 0.5	
2 conductors with same cross section solid / stranded	[mm <sup>2</sup> ]	0.08 - 0.5 / 0.08 - 0.75	
2 conductors with same cross section, stranded, with ferrule without plastic sleeve	[mm <sup>2</sup> ]	0.25 - 0.34	
Conductor cross section AWG/kcmil	28 - 16		
Stripping length	[mm]	7	
Tightening torque	[Nm]	0.22 - 0.25 Nm	
Electrical parameters			
rated current / nominal cross section	[A] / [mm <sup>2</sup> ]	8 / 1.5	
Surge voltage category/degree of pollution		III/3	III / 2
Rated insulation voltage	[V]	160	320
Rated surge voltage	[kV]	2.5	2.5
General data			
Type of insulation material / insulation material group	PA / I		
Flammability rating in accordance with UL 94	V0		
Certification data			
Note	More detailed information on the approval data can be found on our website.		

## PCB connector, Screw connection with tension sleeve, Pitch: 3.5 mm

MCVR 1,5/...STF



Dimensions	[mm]
Length [l]	10.4
Height [h]	19.1



### Ordering data

No. of pos.	Type	Item No.	Pcs./ Pkt.	Width w [mm]
2	MCVR 1,5/ 2-STF-3,5	1863301	50	17.4
3	MCVR 1,5/ 3-STF-3,5	1863314	50	20.9
4	MCVR 1,5/ 4-STF-3,5	1863327	50	24.4
5	MCVR 1,5/ 5-STF-3,5	1863330	50	27.9
6	MCVR 1,5/ 6-STF-3,5	1863343	50	31.4
7	MCVR 1,5/ 7-STF-3,5	1863356	50	34.9
8	MCVR 1,5/ 8-STF-3,5	1863369	50	38.4
9	MCVR 1,5/ 9-STF-3,5	1863372	50	41.9
10	MCVR 1,5/10-STF-3,5	1863385	50	45.4
11	MCVR 1,5/11-STF-3,5	1863398	50	48.9
12	MCVR 1,5/12-STF-3,5	1863408	50	52.4
13	MCVR 1,5/13-STF-3,5	1863411	50	55.9
14	MCVR 1,5/14-STF-3,5	1863424	50	59.4
15	MCVR 1,5/15-STF-3,5	1863437	50	62.9
16	MCVR 1,5/16-STF-3,5	1863440	50	66.4
17	MCVR 1,5/17-STF-3,5	1813774	50	69.9
18	MCVR 1,5/18-STF-3,5	1833615	50	73.4

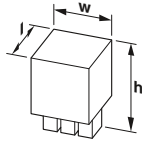


### Technical data

Product Line	COMBICON Connectors S		
Connection system / type of contact	COMBICON MC 1,5 / Socket		
Locking	Screw flange		
Connection capacity			
rigid / flexible	[mm <sup>2</sup> ]	0.14 - 1.5 / 0.14 - 1.5	
Flexible with ferrules without plastic sleeve	[mm <sup>2</sup> ]	0.25 - 1.5	
Flexible with ferrules with plastic sleeve	[mm <sup>2</sup> ]	0.25 - 0.5	
2 conductors with same cross section solid / stranded	[mm <sup>2</sup> ]	0.08 - 0.5 / 0.08 - 0.75	
2 conductors with same cross section, stranded, with ferrule without plastic sleeve	[mm <sup>2</sup> ]	0.25 - 0.34	
Conductor cross section AWG/kcmil	28 - 16		
Stripping length	[mm]	7	
Tightening torque	[Nm]	0.22 - 0.25 Nm	
Electrical parameters			
rated current / nominal cross section	[A] / [mm <sup>2</sup> ]	8 / 1.5	
Surge voltage category/degree of pollution		III/3	III / 2
Rated insulation voltage	[V]	160	320
Rated surge voltage	[kV]	2.5	2.5
General data			
Type of insulation material / insulation material group	PA / I		
Flammability rating in accordance with UL 94	V0		
Certification data			
Note	More detailed information on the approval data can be found on our website.		

PCB connector, Screw connection with tension sleeve, Pitch: 3.81 mm

MCVR 1,5/...-STF



Dimensions	[mm]
Length [l]	10.4
Height [h]	19.1



Ordering data

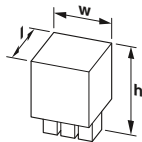
No. of pos.	Type	Item No.	Pcs./ Pkt.	Width w [mm]
2	MCVR 1,5/ 2-STF-3,81	1828346	50	18.01
3	MCVR 1,5/ 3-STF-3,81	1828359	50	21.82
4	MCVR 1,5/ 4-STF-3,81	1828362	50	25.63
5	MCVR 1,5/ 5-STF-3,81	1828375	50	29.44
6	MCVR 1,5/ 6-STF-3,81	1828388	50	33.25
7	MCVR 1,5/ 7-STF-3,81	1828391	50	37.06
8	MCVR 1,5/ 8-STF-3,81	1828401	50	40.87
9	MCVR 1,5/ 9-STF-3,81	1828414	50	44.68
10	MCVR 1,5/10-STF-3,81	1828427	50	48.49
11	MCVR 1,5/11-STF-3,81	1828430	50	52.3
12	MCVR 1,5/12-STF-3,81	1828443	50	56.11
13	MCVR 1,5/13-STF-3,81	1828456	50	59.92
14	MCVR 1,5/14-STF-3,81	1828469	50	63.73
15	MCVR 1,5/15-STF-3,81	1828472	50	67.54
16	MCVR 1,5/16-STF-3,81	1828485	50	71.35

Technical data

Product Line	COMBICON Connectors S		
Connection system / type of contact	COMBICON MC 1,5 / Socket		
Locking	Screw flange		
Connection capacity			
rigid / flexible	[mm <sup>2</sup> ]	0.14 - 1.5 / 0.14 - 1.5	
Flexible with ferrules without plastic sleeve	[mm <sup>2</sup> ]	0.25 - 1.5	
Flexible with ferrules with plastic sleeve	[mm <sup>2</sup> ]	0.25 - 0.5	
2 conductors with same cross section solid / stranded	[mm <sup>2</sup> ]	0.08 - 0.5 / 0.08 - 0.75	
2 conductors with same cross section, stranded, with ferrule without plastic sleeve	[mm <sup>2</sup> ]	0.25 - 0.34	
Conductor cross section AWG/kcmil	28 - 16		
Stripping length	[mm]	7	
Tightening torque	[Nm]	0.22 - 0.25 Nm	
Electrical parameters			
rated current / nominal cross section	[A] / [mm <sup>2</sup> ]	8 / 1.5	
Surge voltage category/degree of pollution		III/3	III / 2
Rated insulation voltage	[V]	160	320
Rated surge voltage	[kV]	2.5	2.5
General data			
Type of insulation material / insulation material group	PA / I		
Flammability rating in accordance with UL 94	V0		
Certification data			
Note	More detailed information on the approval data can be found on our website.		

PCB connector, Screw connection with tension sleeve, Pitch: 3.5 mm

MCVW 1,5/...-ST



Dimensions	[mm]
Length [l]	10.4
Height [h]	19.1



Ordering data

No. of pos.	Type	Item No.	Pcs./ Pkt.	Width w [mm]
2	MCVW 1,5/ 2-ST-3,5	1862852	250	7.8
3	MCVW 1,5/ 3-ST-3,5	1862865	250	11.3
4	MCVW 1,5/ 4-ST-3,5	1862878	250	14.8
5	MCVW 1,5/ 5-ST-3,5	1862881	250	18.3
6	MCVW 1,5/ 6-ST-3,5	1862894	50	21.8
7	MCVW 1,5/ 7-ST-3,5	1862904	50	25.3
8	MCVW 1,5/ 8-ST-3,5	1862917	50	28.8
9	MCVW 1,5/ 9-ST-3,5	1862920	50	32.3
10	MCVW 1,5/10-ST-3,5	1862933	50	35.8
11	MCVW 1,5/11-ST-3,5	1862946	50	39.3
12	MCVW 1,5/12-ST-3,5	1862959	50	42.8
13	MCVW 1,5/13-ST-3,5	1862962	50	46.3
14	MCVW 1,5/14-ST-3,5	1862975	50	49.8
15	MCVW 1,5/15-ST-3,5	1862988	50	53.3
16	MCVW 1,5/16-ST-3,5	1862991	50	56.8

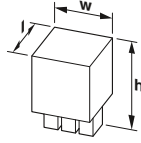
Technical data

Product Line	COMBICON Connectors S		
Connection system / type of contact	COMBICON MC 1,5 / Socket		
Locking	without		
Connection capacity			
rigid / flexible	[mm <sup>2</sup> ]	0.14 - 1.5 / 0.14 - 1.5	
Flexible with ferrules without plastic sleeve	[mm <sup>2</sup> ]	0.25 - 1.5	
Flexible with ferrules with plastic sleeve	[mm <sup>2</sup> ]	0.25 - 0.5	
2 conductors with same cross section solid / stranded	[mm <sup>2</sup> ]	0.08 - 0.5 / 0.08 - 0.75	
2 conductors with same cross section, stranded, with ferrule without plastic sleeve	[mm <sup>2</sup> ]	0.25 - 0.34	
Conductor cross section AWG/kcmil	28 - 16		
Stripping length	[mm]	7	
Tightening torque	[Nm]	0.22 - 0.25 Nm	
Electrical parameters			
rated current / nominal cross section	[A] / [mm <sup>2</sup> ]	8 / 1.5	
Surge voltage category/degree of pollution		III/3	III / 2
Rated insulation voltage	[V]	160	320
Rated surge voltage	[kV]	2.5	2.5
General data			
Type of insulation material / insulation material group	PA / I		
Flammability rating in accordance with UL 94	V0		
Certification data			
Note	More detailed information on the approval data can be found on our website.		

# COMBICON connectors S up to 1.5 mm<sup>2</sup> (16 AWG)

## PCB connector, Screw connection with tension sleeve, Pitch: 3.81 mm

MCVW 1,5/...-ST



Dimensions	[mm]
Length [l]	10.4
Height [h]	19.15



### Ordering data

No. of pos.	Type	Item No.	Pcs./ Pkt.	Width w [mm]
2	MCVW 1,5/ 2-ST-3,81	1826979	250	8.41
3	MCVW 1,5/ 3-ST-3,81	1826982	250	12.22
4	MCVW 1,5/ 4-ST-3,81	1826995	250	16.03
5	MCVW 1,5/ 5-ST-3,81	1827004	250	19.84
6	MCVW 1,5/ 6-ST-3,81	1827017	50	23.65
7	MCVW 1,5/ 7-ST-3,81	1827020	50	27.46
8	MCVW 1,5/ 8-ST-3,81	1827033	50	31.27
9	MCVW 1,5/ 9-ST-3,81	1827046	50	35.08
10	MCVW 1,5/10-ST-3,81	1827059	50	38.89
11	MCVW 1,5/11-ST-3,81	1827062	50	42.7
12	MCVW 1,5/12-ST-3,81	1827075	50	46.51
13	MCVW 1,5/13-ST-3,81	1827088	50	50.32
14	MCVW 1,5/14-ST-3,81	1827091	50	54.13
15	MCVW 1,5/15-ST-3,81	1827101	50	57.94
16	MCVW 1,5/16-ST-3,81	1827114	50	61.75

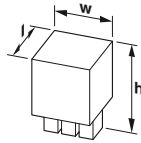


### Technical data

Product Line	COMBICON Connectors S		
Connection system / type of contact	COMBICON MC 1,5 / Socket		
Locking	without		
Connection capacity			
rigid / flexible	[mm <sup>2</sup> ]	0.14 - 1.5 / 0.14 - 1.5	
Flexible with ferrules without plastic sleeve	[mm <sup>2</sup> ]	0.25 - 1.5	
Flexible with ferrules with plastic sleeve	[mm <sup>2</sup> ]	0.25 - 0.5	
2 conductors with same cross section solid / stranded	[mm <sup>2</sup> ]	0.08 - 0.5 / 0.08 - 0.75	
2 conductors with same cross section, stranded, with ferrule without plastic sleeve	[mm <sup>2</sup> ]	0.25 - 0.34	
Conductor cross section AWG/kcmil	28 - 16		
Stripping length	[mm]	7	
Tightening torque	[Nm]	0.22 - 0.25 Nm	
Electrical parameters			
rated current / nominal cross section	[A] / [mm <sup>2</sup> ]	8 / 1.5	
Surge voltage category/degree of pollution		III/3	III / 2
Rated insulation voltage	[V]	160	160
Rated surge voltage	[kV]	2.5	2.5
General data			
Type of insulation material / insulation material group	PA / I		
Flammability rating in accordance with UL 94	V0		
Certification data			
Note	More detailed information on the approval data can be found on our website.		

## PCB connector, Screw connection with tension sleeve, Pitch: 3.5 mm

MCVW 1,5/...-STF



Dimensions	[mm]
Length [l]	10.4
Height [h]	19.1



### Ordering data

No. of pos.	Type	Item No.	Pcs./ Pkt.	Width w [mm]
2	MCVW 1,5/ 2-STF-3,5	1863000	50	17.4
3	MCVW 1,5/ 3-STF-3,5	1863013	50	20.9
4	MCVW 1,5/ 4-STF-3,5	1863026	50	24.4
5	MCVW 1,5/ 5-STF-3,5	1863039	50	27.9
6	MCVW 1,5/ 6-STF-3,5	1863042	50	31.4
7	MCVW 1,5/ 7-STF-3,5	1863055	50	34.9
8	MCVW 1,5/ 8-STF-3,5	1863068	50	38.4
9	MCVW 1,5/ 9-STF-3,5	1863071	50	41.9
10	MCVW 1,5/10-STF-3,5	1863084	50	45.4
11	MCVW 1,5/11-STF-3,5	1863097	50	48.9
12	MCVW 1,5/12-STF-3,5	1863107	50	52.4
13	MCVW 1,5/13-STF-3,5	1863110	50	5.9
14	MCVW 1,5/14-STF-3,5	1863123	50	5.4
15	MCVW 1,5/15-STF-3,5	1863136	50	62.9
16	MCVW 1,5/16-STF-3,5	1863149	50	66.4

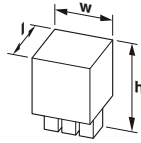


### Technical data

Product Line	COMBICON Connectors S		
Connection system / type of contact	COMBICON MC 1,5 / Socket		
Locking	Screw flange		
Connection capacity			
rigid / flexible	[mm <sup>2</sup> ]	0.14 - 1.5 / 0.14 - 1.5	
Flexible with ferrules without plastic sleeve	[mm <sup>2</sup> ]	0.25 - 1.5	
Flexible with ferrules with plastic sleeve	[mm <sup>2</sup> ]	0.25 - 0.5	
2 conductors with same cross section solid / stranded	[mm <sup>2</sup> ]	0.08 - 0.5 / 0.08 - 0.75	
2 conductors with same cross section, stranded, with ferrule without plastic sleeve	[mm <sup>2</sup> ]	0.25 - 0.34	
Conductor cross section AWG/kcmil	28 - 16		
Stripping length	[mm]	7	
Tightening torque	[Nm]	0.22 - 0.25 Nm	
Electrical parameters			
rated current / nominal cross section	[A] / [mm <sup>2</sup> ]	8 / 1.5	
Surge voltage category/degree of pollution		III/3	III / 2
Rated insulation voltage	[V]	160	160
Rated surge voltage	[kV]	2.5	2.5
General data			
Type of insulation material / insulation material group	PA / I		
Flammability rating in accordance with UL 94	V0		
Certification data			
Note	More detailed information on the approval data can be found on our website.		

PCB connector, Screw connection with tension sleeve, Pitch: 3.81 mm

MCVW 1,5/...-STF



Dimensions	[mm]
Length [l]	10.4
Height [h]	19.1



Ordering data

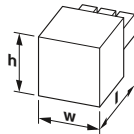
No. of pos.	Type	Item No.	Pcs./ Pkt.	Width w [mm]
2	MCVW 1,5/ 2-STF-3,81	1828498	50	18.01
3	MCVW 1,5/ 3-STF-3,81	1828508	50	21.82
4	MCVW 1,5/ 4-STF-3,81	1828511	50	25.63
5	MCVW 1,5/ 5-STF-3,81	1828524	50	29.44
6	MCVW 1,5/ 6-STF-3,81	1828537	50	33.25
7	MCVW 1,5/ 7-STF-3,81	1828540	50	37.06
8	MCVW 1,5/ 8-STF-3,81	1828553	50	40.87
9	MCVW 1,5/ 9-STF-3,81	1828566	50	44.68
10	MCVW 1,5/10-STF-3,81	1828579	50	48.49
11	MCVW 1,5/11-STF-3,81	1828582	50	52.3
12	MCVW 1,5/12-STF-3,81	1828595	50	56.11
13	MCVW 1,5/13-STF-3,81	1828605	50	59.92
14	MCVW 1,5/14-STF-3,81	1828618	50	63.73
15	MCVW 1,5/15-STF-3,81	1828621	50	67.54
16	MCVW 1,5/16-STF-3,81	1828634	50	71.35

Technical data

Product Line		COMBICON Connectors S		
Connection system / type of contact		COMBICON MC 1,5 / Socket		
Locking		Screw flange		
Connection capacity				
rigid / flexible	[mm <sup>2</sup> ]	0.14 - 1.5 / 0.14 - 1.5		
Flexible with ferrules without plastic sleeve	[mm <sup>2</sup> ]	0.25 - 1.5		
Flexible with ferrules with plastic sleeve	[mm <sup>2</sup> ]	0.25 - 0.5		
2 conductors with same cross section solid / stranded	[mm <sup>2</sup> ]	0.08 - 0.5 / 0.08 - 0.75		
2 conductors with same cross section, stranded, with ferrule without plastic sleeve	[mm <sup>2</sup> ]	0.25 - 0.34		
Conductor cross section AWG/kcmil		28 - 16		
Stripping length		7		
Tightening torque		0.22 - 0.25 Nm		
Electrical parameters				
rated current / nominal cross section	[A] / [mm <sup>2</sup> ]	8 / 1.5		
Surge voltage category/degree of pollution		III/3	III / 2	II / 2
Rated insulation voltage		160	160	320
Rated surge voltage		2.5	2.5	2.5
General data				
Type of insulation material / insulation material group		PA / I		
Flammability rating in accordance with UL 94		V0		
Certification data				
Note		More detailed information on the approval data can be found on our website.		

PCB connector, Screw connection with tension sleeve, Pitch: 3.81 mm

IMC 1,5/...-ST



Dimensions	[mm]
Length [l]	18.45
Height [h]	11.1



Ordering data

No. of pos.	Type	Item No.	Pcs./ Pkt.	Width w [mm]
2	IMC 1,5/ 2-ST-3,81	1857883	50	8.41
3	IMC 1,5/ 3-ST-3,81	1857896	50	12.22
4	IMC 1,5/ 4-ST-3,81	1857906	50	16.03
5	IMC 1,5/ 5-ST-3,81	1857919	50	19.84
6	IMC 1,5/ 6-ST-3,81	1857922	50	23.65
7	IMC 1,5/ 7-ST-3,81	1857935	50	27.46
8	IMC 1,5/ 8-ST-3,81	1857948	50	31.27
9	IMC 1,5/ 9-ST-3,81	1857951	50	35.08
10	IMC 1,5/10-ST-3,81	1857964	50	38.89
11	IMC 1,5/11-ST-3,81	1857977	50	42.7
12	IMC 1,5/12-ST-3,81	1857980	50	46.51
13	IMC 1,5/13-ST-3,81	1857993	50	50.32
14	IMC 1,5/14-ST-3,81	1858002	50	54.13
15	IMC 1,5/15-ST-3,81	1858015	50	57.94
16	IMC 1,5/16-ST-3,81	1858028	50	61.75

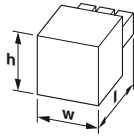
Technical data

Product Line		COMBICON Connectors S		
Connection system / type of contact		COMBICON MC 1,5 / Pin		
Locking		without		
Connection capacity				
rigid / flexible	[mm <sup>2</sup> ]	0.14 - 1.5 / 0.14 - 1.5		
Flexible with ferrules without plastic sleeve	[mm <sup>2</sup> ]	0.25 - 1.5		
Flexible with ferrules with plastic sleeve	[mm <sup>2</sup> ]	0.25 - 0.5		
2 conductors with same cross section solid / stranded	[mm <sup>2</sup> ]	0.08 - 0.5 / 0.08 - 0.75		
2 conductors with same cross section, stranded, with ferrule without plastic sleeve	[mm <sup>2</sup> ]	0.2 - 0.34		
Conductor cross section AWG/kcmil		28 - 16		
Stripping length		7		
Tightening torque		0.22 - 0.25 Nm		
Electrical parameters				
rated current / nominal cross section	[A] / [mm <sup>2</sup> ]	8 / 1.5		
Surge voltage category/degree of pollution		III/3	III / 2	II / 2
Rated insulation voltage		160	160	320
Rated surge voltage		2.5	2.5	2.5
General data				
Type of insulation material / insulation material group		PA / I		
Flammability rating in accordance with UL 94		V0		
Certification data				
Note		More detailed information on the approval data can be found on our website.		

# COMBICON connectors S up to 1.5 mm<sup>2</sup> (16 AWG)

## PCB connector, Screw connection with tension sleeve, Pitch: 3.81 mm

IMC 1,5/...-STGF



Dimensions	[mm]
Length [l]	17.9
Height [h]	11.1



### Ordering data

No. of pos.	Type	Item No.	Pcs./ Pkt.	Width w [mm]
2	IMC 1,5/ 2-STGF-3,81	1858031	50	18.01
3	IMC 1,5/ 3-STGF-3,81	1858044	50	21.82
4	IMC 1,5/ 4-STGF-3,81	1858057	50	25.63
5	IMC 1,5/ 5-STGF-3,81	1858060	50	29.44
6	IMC 1,5/ 6-STGF-3,81	1858073	50	33.25
7	IMC 1,5/ 7-STGF-3,81	1858086	50	37.06
8	IMC 1,5/ 8-STGF-3,81	1858099	50	40.87
9	IMC 1,5/ 9-STGF-3,81	1858109	50	44.68
10	IMC 1,5/10-STGF-3,81	1858112	50	48.49
11	IMC 1,5/11-STGF-3,81	1858125	50	52.3
12	IMC 1,5/12-STGF-3,81	1858138	50	56.11
13	IMC 1,5/13-STGF-3,81	1858141	50	59.92
14	IMC 1,5/14-STGF-3,81	1858154	50	63.73
15	IMC 1,5/15-STGF-3,81	1858167	50	67.54
16	IMC 1,5/16-STGF-3,81	1858170	50	71.35

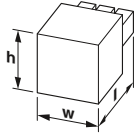



### Technical data

Product Line	COMBICON Connectors S		
Connection system / type of contact	COMBICON MC 1,5 / Pin		
Locking	Threaded flange		
Connection capacity			
rigid / flexible	[mm <sup>2</sup> ]	0.14 - 1.5 / 0.14 - 1.5	
Flexible with ferrules without plastic sleeve	[mm <sup>2</sup> ]	0.25 - 1.5	
Flexible with ferrules with plastic sleeve	[mm <sup>2</sup> ]	0.25 - 0.5	
2 conductors with same cross section solid / stranded	[mm <sup>2</sup> ]	0.08 - 0.5 / 0.08 - 0.75	
2 conductors with same cross section, stranded, with ferrule without plastic sleeve	[mm <sup>2</sup> ]	0.2 - 0.34	
Conductor cross section AWG/kcmil	28 - 16		
Stripping length	[mm]	7	
Tightening torque	[Nm]	0.22 - 0.25 Nm	
Electrical parameters			
rated current / nominal cross section	[A] / [mm <sup>2</sup> ]	8 / 1.5	
Surge voltage category/degree of pollution		III/3	III / 2 II / 2
Rated insulation voltage	[V]	160	160 320
Rated surge voltage	[kV]	2.5	2.5 2.5
General data			
Type of insulation material / insulation material group	PA / I		
Flammability rating in accordance with UL 94	V0		
Certification data			
Note	More detailed information on the approval data can be found on our website.		

## PCB connector, Front screw connection, Pitch: 3.81 mm

FRONT-MC 1,5/...-ST

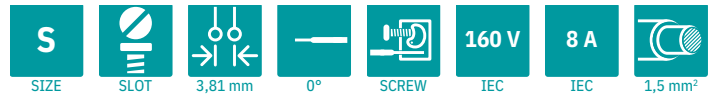


Dimensions	[mm]
Length [l]	21.7
Height [h]	12.3



### Ordering data

No. of pos.	Type	Item No.	Pcs./ Pkt.	Width w [mm]
2	FRONT-MC 1,5/ 2-ST-3,81	1850660	250	8.41
3	FRONT-MC 1,5/ 3-ST-3,81	1850673	250	12.22
4	FRONT-MC 1,5/ 4-ST-3,81	1850686	250	16.03
5	FRONT-MC 1,5/ 5-ST-3,81	1850699	250	19.84
6	FRONT-MC 1,5/ 6-ST-3,81	1850709	50	23.65
7	FRONT-MC 1,5/ 7-ST-3,81	1850712	50	27.46
8	FRONT-MC 1,5/ 8-ST-3,81	1850725	50	31.27
9	FRONT-MC 1,5/ 9-ST-3,81	1850738	50	35.08
10	FRONT-MC 1,5/10-ST-3,81	1850741	50	38.89
11	FRONT-MC 1,5/11-ST-3,81	1850754	50	42.7
12	FRONT-MC 1,5/12-ST-3,81	1850767	50	46.51
13	FRONT-MC 1,5/13-ST-3,81	1850770	50	50.32
14	FRONT-MC 1,5/14-ST-3,81	1850783	50	54.13
15	FRONT-MC 1,5/15-ST-3,81	1850796	50	57.94
16	FRONT-MC 1,5/16-ST-3,81	1850806	50	61.75
17	FRONT-MC 1,5/17-ST-3,81	1850819	50	65.56
18	FRONT-MC 1,5/18-ST-3,81	1850822	50	69.37
19	FRONT-MC 1,5/19-ST-3,81	1850835	50	73.18
20	FRONT-MC 1,5/20-ST-3,81	1850848	50	76.99



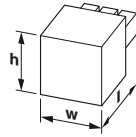
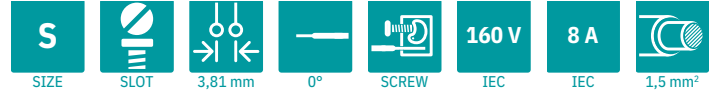
### Technical data

Product Line	COMBICON Connectors S		
Connection system / type of contact	COMBICON MC 1,5 / Socket		
Locking	without		
Connection capacity			
rigid / flexible	[mm <sup>2</sup> ]	0.14 - 1.5 / 0.14 - 1.5	
Flexible with ferrules without plastic sleeve	[mm <sup>2</sup> ]	0.25 - 1.5	
Flexible with ferrules with plastic sleeve	[mm <sup>2</sup> ]	0.25 - 0.5	
2 conductors with same cross section solid / stranded	[mm <sup>2</sup> ]	0.14 - 0.5 / 0.14 - 0.75	
2 conductors with same cross section, stranded, with ferrule without plastic sleeve	[mm <sup>2</sup> ]	0.25 - 0.34	
Conductor cross section AWG/kcmil	28 - 16		
Stripping length	[mm]	9	
Tightening torque	[Nm]	0.22 - 0.25 Nm	
Electrical parameters			
rated current / nominal cross section	[A] / [mm <sup>2</sup> ]	8 / 1.5	
Surge voltage category/degree of pollution		III/3	III / 2 II / 2
Rated insulation voltage	[V]	160	160 320
Rated surge voltage	[kV]	2.5	2.5 2.5
General data			
Type of insulation material / insulation material group	PA / I		
Flammability rating in accordance with UL 94	V0		
Certification data			
Note	More detailed information on the approval data can be found on our website.		



PCB connector, Front screw connection, Pitch: 3.81 mm

FRONT-MC 1,5/..-STF



Dimensions	[mm]
Length [l]	21.7
Height [h]	12.3



Ordering data

No. of pos.	Type	Item No.	Pcs./ Pkt.	Width w [mm]
2	FRONT-MC 1,5/ 2-STF-3,81	1850851	250	18.01
3	FRONT-MC 1,5/ 3-STF-3,81	1850864	250	21.82
4	FRONT-MC 1,5/ 4-STF-3,81	1850877	250	25.63
5	FRONT-MC 1,5/ 5-STF-3,81	1850880	250	29.44
6	FRONT-MC 1,5/ 6-STF-3,81	1850893	50	33.25
7	FRONT-MC 1,5/ 7-STF-3,81	1850903	50	37.06
8	FRONT-MC 1,5/ 8-STF-3,81	1850916	50	40.87
9	FRONT-MC 1,5/ 9-STF-3,81	1850929	50	44.68
10	FRONT-MC 1,5/10-STF-3,81	1850932	50	48.49
11	FRONT-MC 1,5/11-STF-3,81	1850945	50	52.3
12	FRONT-MC 1,5/12-STF-3,81	1850958	50	56.11
13	FRONT-MC 1,5/13-STF-3,81	1850961	50	59.92
14	FRONT-MC 1,5/14-STF-3,81	1850974	50	63.73
15	FRONT-MC 1,5/15-STF-3,81	1850987	50	67.54
16	FRONT-MC 1,5/16-STF-3,81	1850990	50	71.35
17	FRONT-MC 1,5/17-STF-3,81	1851009	50	75.16
18	FRONT-MC 1,5/18-STF-3,81	1851012	50	78.97
19	FRONT-MC 1,5/19-STF-3,81	1851025	50	82.78
20	FRONT-MC 1,5/20-STF-3,81	1851038	50	86.59

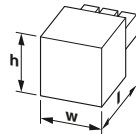
Technical data

Product Line	COMBICON Connectors S		
Connection system / type of contact	COMBICON MC 1,5 / Socket		
Locking	Screw flange		
Connection capacity			
rigid / flexible	[mm <sup>2</sup> ]	0.14 - 1.5 / 0.14 - 1.5	
Flexible with ferrules without plastic sleeve	[mm <sup>2</sup> ]	0.25 - 1.5	
Flexible with ferrules with plastic sleeve	[mm <sup>2</sup> ]	0.25 - 0.5	
2 conductors with same cross section solid / stranded	[mm <sup>2</sup> ]	0.14 - 0.5 / 0.14 - 0.75	
2 conductors with same cross section, stranded, with ferrule without plastic sleeve	[mm <sup>2</sup> ]	0.25 - 0.34	
Conductor cross section AWG/kcmil		28 - 16	
Stripping length	[mm]	9	
Tightening torque	[Nm]	0.22 - 0.25 Nm	
Electrical parameters			
rated current / nominal cross section	[A] / [mm <sup>2</sup> ]	8 / 1.5	
Surge voltage category/degree of pollution		III/3	III / 2 II / 2
Rated insulation voltage	[V]	160	160 320
Rated surge voltage	[kV]	2.5	2.5 2.5
General data			
Type of insulation material / insulation material group		PA / I	
Flammability rating in accordance with UL 94		V0	
Certification data			
Note		More detailed information on the approval data can be found on our website.	

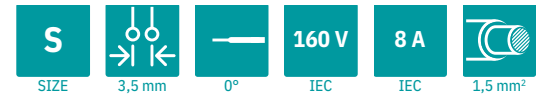
PCB connector, Push-X-connection, Pitch: 3.5 mm

XPC 1,5/..-ST

new



Dimensions	[mm]
Length [l]	25.95
Height [h]	12.46



Ordering data

No. of pos.	Type	Item No.	Pcs./ Pkt.	Width w [mm]
2	XPC 1,5/ 2-ST-3,5 BK	1464104	100	8.63
3	XPC 1,5/ 3-ST-3,5 BK	1464105	100	12.13
4	XPC 1,5/ 4-ST-3,5 BK	1464107	100	15.63
5	XPC 1,5/ 5-ST-3,5 BK	1464108	100	19.13
6	XPC 1,5/ 6-ST-3,5 BK	1464109	100	22.63
7	XPC 1,5/ 7-ST-3,5 BK	1464110	50	26.13
8	XPC 1,5/ 8-ST-3,5 BK	1464111	50	29.63
9	XPC 1,5/ 9-ST-3,5 BK	1464112	50	33.13
10	XPC 1,5/10-ST-3,5 BK	1464114	50	36.63
11	XPC 1,5/11-ST-3,5 BK	1464115	50	40.13
12	XPC 1,5/12-ST-3,5 BK	1464116	50	43.63
13	XPC 1,5/13-ST-3,5 BK	1464117	50	47.13
14	XPC 1,5/14-ST-3,5 BK	1464118	50	50.63
15	XPC 1,5/15-ST-3,5 BK	1464119	50	54.13
16	XPC 1,5/16-ST-3,5 BK	1464120	50	57.63

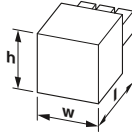

Technical data

Product Line	COMBICON Connectors S		
Connection system / type of contact	COMBICON MC 1,5 / Socket		
Locking	without		
Connection capacity			
rigid / flexible	[mm <sup>2</sup> ]	0.34 - 1.5 / 0.5 - 1.5	
Flexible with ferrules without plastic sleeve	[mm <sup>2</sup> ]	0.5 - 1.5	
Flexible with ferrules with plastic sleeve	[mm <sup>2</sup> ]	0.25 - 0.75	
Conductor cross section AWG/kcmil		20 - 16	
Stripping length	[mm]	10	
Electrical parameters			
rated current / nominal cross section	[A] / [mm <sup>2</sup> ]	8 / 1.5	
Surge voltage category/degree of pollution		III/3	III / 2 II / 2
Rated insulation voltage	[V]	160	160 320
Rated surge voltage	[kV]	2.5	2.5 2.5
General data			
Type of insulation material / insulation material group		PA / I	
Flammability rating in accordance with UL 94		V0	
Certification data			
Note		More detailed information on the approval data can be found on our website.	

# COMBICON connectors S up to 1.5 mm<sup>2</sup> (16 AWG)

## PCB connector, Lever Push-in connection, Pitch: 3.81 mm

LPC 1,5/...-ST



Dimensions	[mm]
Length [l]	22.85
Height [h]	12.63

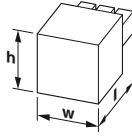


Ordering data				
No. of pos.	Type	Item No.	Pcs./ Pkt.	Width w [mm]
2	LPC 1,5/ 2-ST-3,81	1848891	50	9.72
3	LPC 1,5/ 3-ST-3,81	1848901	50	13.53
4	LPC 1,5/ 4-ST-3,81	1848914	50	17.34
5	LPC 1,5/ 5-ST-3,81	1848927	50	21.15
6	LPC 1,5/ 6-ST-3,81	1848930	50	24.96
7	LPC 1,5/ 7-ST-3,81	1848943	50	28.77
8	LPC 1,5/ 8-ST-3,81	1848956	50	32.58
9	LPC 1,5/ 9-ST-3,81	1848969	50	36.39
10	LPC 1,5/10-ST-3,81	1848972	50	40.2
11	LPC 1,5/11-ST-3,81	1848985	50	44.01
12	LPC 1,5/12-ST-3,81	1848998	50	47.82
13	LPC 1,5/13-ST-3,81	1849007	50	51.63
14	LPC 1,5/14-ST-3,81	1849010	50	55.44
15	LPC 1,5/15-ST-3,81	1849023	50	59.25
16	LPC 1,5/16-ST-3,81	1849036	50	63.06

Technical data			
Product Line	COMBICON Connectors S		
Connection system / type of contact	COMBICON MC 1,5 / Socket		
Locking	without		
Connection capacity			
rigid / flexible	[mm <sup>2</sup> ]	0.14 - 1.5 / 0.14 - 1.5	
Flexible with ferrules without plastic sleeve	[mm <sup>2</sup> ]	0.14 - 1.5	
Flexible with ferrules with plastic sleeve	[mm <sup>2</sup> ]	0.14 - 0.75	
Conductor cross section AWG/kcmil		26 - 16	
Stripping length	[mm]	10	
Electrical parameters			
rated current / nominal cross section	[A] / [mm <sup>2</sup> ]	8 / 1.5	
Surge voltage category/degree of pollution		III/3	III / 2 II / 2
Rated insulation voltage	[V]	160	160 320
Rated surge voltage	[kV]	2.5	2.5 2.5
General data			
Type of insulation material / insulation material group	PA / I		
Flammability rating in accordance with UL 94	V0		

## PCB connector, Lever Push-in connection, Pitch: 3.81 mm

LPC 1,5/...-STF



Dimensions	[mm]
Length [l]	22.85
Height [h]	12.63

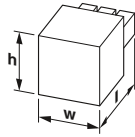



Ordering data				
No. of pos.	Type	Item No.	Pcs./ Pkt.	Width w [mm]
2	LPC 1,5/ 2-STF-3,81	1849049	50	17.71
3	LPC 1,5/ 3-STF-3,81	1849052	50	21.52
4	LPC 1,5/ 4-STF-3,81	1849065	50	25.33
5	LPC 1,5/ 5-STF-3,81	1849078	50	29.14
6	LPC 1,5/ 6-STF-3,81	1849081	50	32.95
7	LPC 1,5/ 7-STF-3,81	1849094	50	36.76
8	LPC 1,5/ 8-STF-3,81	1849104	50	40.57
9	LPC 1,5/ 9-STF-3,81	1849117	50	44.38
10	LPC 1,5/10-STF-3,81	1849120	50	48.19
11	LPC 1,5/11-STF-3,81	1849133	50	52
12	LPC 1,5/12-STF-3,81	1849146	50	55.81
13	LPC 1,5/13-STF-3,81	1849159	50	59.62
14	LPC 1,5/14-STF-3,81	1849162	50	63.43
15	LPC 1,5/15-STF-3,81	1849175	50	67.24
16	LPC 1,5/16-STF-3,81	1849188	50	71.05

Technical data			
Product Line	COMBICON Connectors S		
Connection system / type of contact	COMBICON MC 1,5 / Socket		
Locking	Screw flange		
Connection capacity			
rigid / flexible	[mm <sup>2</sup> ]	0.14 - 1.5 / 0.14 - 1.5	
Flexible with ferrules without plastic sleeve	[mm <sup>2</sup> ]	0.14 - 1.5	
Flexible with ferrules with plastic sleeve	[mm <sup>2</sup> ]	0.14 - 0.75	
Conductor cross section AWG/kcmil		26 - 16	
Stripping length	[mm]	10	
Electrical parameters			
rated current / nominal cross section	[A] / [mm <sup>2</sup> ]	8 / 1.5	
Surge voltage category/degree of pollution		III/3	III / 2 II / 2
Rated insulation voltage	[V]	160	160 320
Rated surge voltage	[kV]	2.5	2.5 2.5
General data			
Type of insulation material / insulation material group	PA / I		
Flammability rating in accordance with UL 94	V0		

PCB connector, Lever Push-in connection, Pitch: 3.81 mm

LPC 1,5/...-ST-LR



Dimensions	[mm]
Length [l]	27.37
Height [h]	17.22

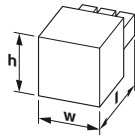



Technical data	
Product Line	COMBICON Connectors S
Connection system / type of contact	COMBICON MC 1,5 / Socket
Locking	Lock & Release ejector lever
Connection capacity	
rigid / flexible	[mm <sup>2</sup> ] 0.14 - 1.5 / 0.14 - 1.5
Flexible with ferrules without plastic sleeve	[mm <sup>2</sup> ] 0.14 - 1.5
Flexible with ferrules with plastic sleeve	[mm <sup>2</sup> ] 0.14 - 0.75
Conductor cross section AWG/kcmil	26 - 16
Stripping length	[mm] 10
Electrical parameters	
rated current / nominal cross section	[A] / [mm <sup>2</sup> ] 8 / 1.5
Surge voltage category/degree of pollution	III/3 III / 2 II / 2
Rated insulation voltage	[V] 160 160 320
Rated surge voltage	[kV] 2.5 2.5 2.5
General data	
Type of insulation material / insulation material group	PA / I
Flammability rating in accordance with UL 94	V0

Ordering data				
No. of pos.	Type	Item No.	Pcs./ Pkt.	Width w [mm]
2	LPC 1,5/ 2-ST-3,81-LR	1849191	50	15.86
3	LPC 1,5/ 3-ST-3,81-LR	1849201	50	19.67
4	LPC 1,5/ 4-ST-3,81-LR	1849214	50	23.48
5	LPC 1,5/ 5-ST-3,81-LR	1849227	50	27.29
6	LPC 1,5/ 6-ST-3,81-LR	1849230	50	31.1
7	LPC 1,5/ 7-ST-3,81-LR	1849243	50	34.91
8	LPC 1,5/ 8-ST-3,81-LR	1849256	50	38.72
9	LPC 1,5/ 9-ST-3,81-LR	1849269	50	42.53
10	LPC 1,5/10-ST-3,81-LR	1849272	50	46.34
11	LPC 1,5/11-ST-3,81-LR	1849285	50	50.15
12	LPC 1,5/12-ST-3,81-LR	1849298	50	53.96
13	LPC 1,5/13-ST-3,81-LR	1849308	50	57.77
14	LPC 1,5/14-ST-3,81-LR	1849311	50	61.58
15	LPC 1,5/15-ST-3,81-LR	1849324	50	65.39
16	LPC 1,5/16-ST-3,81-LR	1849337	50	69.2

PCB connector, Push-in spring connection, Pitch: 3.5 mm

FK-MCP 1,5/...-ST



Dimensions	[mm]
Length [l]	21
Height [h]	12.4



Technical data	
Product Line	COMBICON Connectors S
Connection system / type of contact	COMBICON MC 1,5 / Socket
Locking	without
Connection capacity	
rigid / flexible	[mm <sup>2</sup> ] 0.14 - 1.5 / 0.14 - 1.5
Flexible with ferrules without plastic sleeve	[mm <sup>2</sup> ] 0.25 - 1.5
Flexible with ferrules with plastic sleeve	[mm <sup>2</sup> ] 0.25 - 0.5
Conductor cross section AWG/kcmil	26 - 16
Stripping length	[mm] 9
Electrical parameters	
rated current / nominal cross section	[A] / [mm <sup>2</sup> ] 8 / 1.5
Surge voltage category/degree of pollution	III/3 III / 2 II / 2
Rated insulation voltage	[V] 160 160 320
Rated surge voltage	[kV] 2.5 2.5 2.5
General data	
Type of insulation material / insulation material group	PA / I
Flammability rating in accordance with UL 94	V0
Certification data	
Note	More detailed information on the approval data can be found on our website.

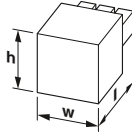


Ordering data				
No. of pos.	Type	Item No.	Pcs./ Pkt.	Width w [mm]
2	FK-MCP 1,5/ 2-ST-3,5	1939918	50	7.9
3	FK-MCP 1,5/ 3-ST-3,5	1939921	50	11.4
4	FK-MCP 1,5/ 4-ST-3,5	1939934	50	14.9
5	FK-MCP 1,5/ 5-ST-3,5	1939947	50	18.4
6	FK-MCP 1,5/ 6-ST-3,5	1939950	50	21.9
7	FK-MCP 1,5/ 7-ST-3,5	1939960	50	25.4
8	FK-MCP 1,5/ 8-ST-3,5	1939963	50	28.9
9	FK-MCP 1,5/ 9-ST-3,5	1939976	50	32.4
10	FK-MCP 1,5/10-ST-3,5	1939989	50	35.9
11	FK-MCP 1,5/11-ST-3,5	1939992	50	39.4
12	FK-MCP 1,5/12-ST-3,5	1940004	50	42.9
13	FK-MCP 1,5/13-ST-3,5	1940017	50	46.4
14	FK-MCP 1,5/14-ST-3,5	1940020	50	49.9
15	FK-MCP 1,5/15-ST-3,5	1940033	50	53.4
16	FK-MCP 1,5/16-ST-3,5	1940046	50	56.9
17	FK-MCP 1,5/17-ST-3,5	1940059	50	60.4
18	FK-MCP 1,5/18-ST-3,5	1940062	50	63.9
19	FK-MCP 1,5/19-ST-3,5	1940075	50	67.4
20	FK-MCP 1,5/20-ST-3,5	1940088	50	70.9

## COMBICON connectors S up to 1.5 mm<sup>2</sup> (16 AWG)

### PCB connector, Push-in spring connection, Pitch: 3.81 mm

FK-MCP 1,5/...-ST



Dimensions	[mm]
Length [l]	21
Height [h]	12.4



#### Ordering data

No. of pos.	Type	Item No.	Pcs./ Pkt.	Width w [mm]
2	FK-MCP 1,5/ 2-ST-3,81	1851041	50	8.41
3	FK-MCP 1,5/ 3-ST-3,81	1851054	50	12.22
4	FK-MCP 1,5/ 4-ST-3,81	1851067	50	16.03
5	FK-MCP 1,5/ 5-ST-3,81	1851070	50	19.84
6	FK-MCP 1,5/ 6-ST-3,81	1851083	50	23.65
7	FK-MCP 1,5/ 7-ST-3,81	1851096	50	27.46
8	FK-MCP 1,5/ 8-ST-3,81	1851106	50	31.27
9	FK-MCP 1,5/ 9-ST-3,81	1851119	50	35.08
10	FK-MCP 1,5/10-ST-3,81	1851122	50	38.89
11	FK-MCP 1,5/11-ST-3,81	1851135	50	42.7
12	FK-MCP 1,5/12-ST-3,81	1851148	50	46.51
13	FK-MCP 1,5/13-ST-3,81	1851151	50	50.32
14	FK-MCP 1,5/14-ST-3,81	1851164	50	54.13
15	FK-MCP 1,5/15-ST-3,81	1851177	50	57.94
16	FK-MCP 1,5/16-ST-3,81	1851180	50	61.75
17	FK-MCP 1,5/17-ST-3,81	1851193	50	65.56
18	FK-MCP 1,5/18-ST-3,81	1851203	50	69.37
19	FK-MCP 1,5/19-ST-3,81	1851216	50	73.18
20	FK-MCP 1,5/20-ST-3,81	1851229	50	76.99

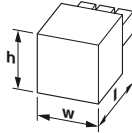


#### Technical data

Product Line	COMBICON Connectors S		
Connection system / type of contact	COMBICON MC 1,5 / Socket		
Locking	without		
Connection capacity			
rigid / flexible	[mm <sup>2</sup> ]	0.14 - 1.5 / 0.14 - 1.5	
Flexible with ferrules without plastic sleeve	[mm <sup>2</sup> ]	0.25 - 1.5	
Flexible with ferrules with plastic sleeve	[mm <sup>2</sup> ]	0.25 - 0.75	
Conductor cross section AWG/kcmil		26 - 16	
Stripping length	[mm]	9	
Electrical parameters			
rated current / nominal cross section	[A] / [mm <sup>2</sup> ]	8 / 1.5	
Surge voltage category/degree of pollution		III/3	II / 2
Rated insulation voltage	[V]	160	320
Rated surge voltage	[kV]	2.5	2.5
General data			
Type of insulation material / insulation material group	PA / I		
Flammability rating in accordance with UL 94	V0		
Certification data			
Note	More detailed information on the approval data can be found on our website.		

### PCB connector, Push-in spring connection, Pitch: 3.5 mm

FK-MCP 1,5/...-STF



Dimensions	[mm]
Length [l]	20.8
Height [h]	12.4



#### Ordering data

No. of pos.	Type	Item No.	Pcs./ Pkt.	Width w [mm]
2	FK-MCP 1,5/ 2-STF-3,5	1940091	50	17.3
3	FK-MCP 1,5/ 3-STF-3,5	1940101	50	20.8
4	FK-MCP 1,5/ 4-STF-3,5	1940114	50	24.3
5	FK-MCP 1,5/ 5-STF-3,5	1940127	50	27.8
6	FK-MCP 1,5/ 6-STF-3,5	1940130	50	31.3
7	FK-MCP 1,5/ 7-STF-3,5	1940143	50	34.8
8	FK-MCP 1,5/ 8-STF-3,5	1940156	50	38.3
9	FK-MCP 1,5/ 9-STF-3,5	1940169	50	41.8
10	FK-MCP 1,5/10-STF-3,5	1940172	50	45.3
11	FK-MCP 1,5/11-STF-3,5	1940185	50	48.8
12	FK-MCP 1,5/12-STF-3,5	1940198	50	52.3
13	FK-MCP 1,5/13-STF-3,5	1940208	50	55.8
14	FK-MCP 1,5/14-STF-3,5	1940211	50	59.3
15	FK-MCP 1,5/15-STF-3,5	1940224	50	62.8
16	FK-MCP 1,5/16-STF-3,5	1940237	50	66.3
17	FK-MCP 1,5/17-STF-3,5	1940240	50	69.8
18	FK-MCP 1,5/18-STF-3,5	1940253	50	73.3
19	FK-MCP 1,5/19-STF-3,5	1940266	50	76.8
20	FK-MCP 1,5/20-STF-3,5	1940279	50	80.3

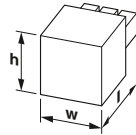



#### Technical data

Product Line	COMBICON Connectors S		
Connection system / type of contact	COMBICON MC 1,5 / Socket		
Locking	Screw flange		
Connection capacity			
rigid / flexible	[mm <sup>2</sup> ]	0.14 - 1.5 / 0.14 - 1.5	
Flexible with ferrules without plastic sleeve	[mm <sup>2</sup> ]	0.25 - 1.5	
Flexible with ferrules with plastic sleeve	[mm <sup>2</sup> ]	0.25 - 0.5	
Conductor cross section AWG/kcmil		26 - 16	
Stripping length	[mm]	9	
Electrical parameters			
rated current / nominal cross section	[A] / [mm <sup>2</sup> ]	8 / 1.5	
Surge voltage category/degree of pollution		III/3	II / 2
Rated insulation voltage	[V]	160	320
Rated surge voltage	[kV]	2.5	2.5
General data			
Type of insulation material / insulation material group	PA / I		
Flammability rating in accordance with UL 94	V0		
Certification data			
Note	More detailed information on the approval data can be found on our website.		

PCB connector, Push-in spring connection, Pitch: 3.81 mm

FK-MCP 1,5/...-STF



Dimensions	[mm]
Length [l]	20.8
Height [h]	12.4



Ordering data

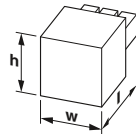

No. of pos.	Type	Item No.	Pcs./ Pkt.	Width w [mm]
2	FK-MCP 1,5/ 2-STF-3,81	1851232	50	18.01
3	FK-MCP 1,5/ 3-STF-3,81	1851245	50	21.82
4	FK-MCP 1,5/ 4-STF-3,81	1851258	50	25.63
5	FK-MCP 1,5/ 5-STF-3,81	1851261	50	29.44
6	FK-MCP 1,5/ 6-STF-3,81	1851274	50	33.25
7	FK-MCP 1,5/ 7-STF-3,81	1851287	50	37.06
8	FK-MCP 1,5/ 8-STF-3,81	1851290	50	40.87
9	FK-MCP 1,5/ 9-STF-3,81	1851300	50	44.68
10	FK-MCP 1,5/10-STF-3,81	1851313	50	48.49
11	FK-MCP 1,5/11-STF-3,81	1851326	50	52.3
12	FK-MCP 1,5/12-STF-3,81	1851339	50	56.11
13	FK-MCP 1,5/13-STF-3,81	1851342	50	59.92
14	FK-MCP 1,5/14-STF-3,81	1851355	50	63.73
15	FK-MCP 1,5/15-STF-3,81	1851368	50	67.54
16	FK-MCP 1,5/16-STF-3,81	1851371	50	71.35
17	FK-MCP 1,5/17-STF-3,81	1851384	50	75.16
18	FK-MCP 1,5/18-STF-3,81	1851397	50	78.97
19	FK-MCP 1,5/19-STF-3,81	1851407	50	82.78
20	FK-MCP 1,5/20-STF-3,81	1851410	50	86.59

Technical data

Product Line	COMBICON Connectors S		
Connection system / type of contact	COMBICON MC 1,5 / Socket		
Locking	Screw flange		
Connection capacity			
rigid / flexible	[mm <sup>2</sup> ]	0.14 - 1.5 / 0.14 - 1.5	
Flexible with ferrules without plastic sleeve	[mm <sup>2</sup> ]	0.25 - 1.5	
Flexible with ferrules with plastic sleeve	[mm <sup>2</sup> ]	0.25 - 0.75	
Conductor cross section AWG/kcmil		26 - 16	
Stripping length	[mm]	9	
Electrical parameters			
rated current / nominal cross section	[A] / [mm <sup>2</sup> ]	8 / 1.5	
Surge voltage category/degree of pollution		III/3	III / 2 II / 2
Rated insulation voltage	[V]	160	160 320
Rated surge voltage	[kV]	2.5	2.5 2.5
General data			
Type of insulation material / insulation material group	PA / I		
Flammability rating in accordance with UL 94	V0		
Certification data			
Note	More detailed information on the approval data can be found on our website.		

PCB connector, Push-in spring connection, Pitch: 3.5 mm

FK-MCP 1,5/...-ST-LR



Dimensions	[mm]
Length [l]	27.4
Height [h]	14.22



Ordering data

No. of pos.	Type	Item No.	Pcs./ Pkt.	Width w [mm]
2	FK-MCP 1,5/ 2-ST-3,5-LR	1817233	50	14.04
3	FK-MCP 1,5/ 3-ST-3,5-LR	1817246	50	17.54
4	FK-MCP 1,5/ 4-ST-3,5-LR	1817259	50	21.04
5	FK-MCP 1,5/ 5-ST-3,5-LR	1817262	50	24.54
6	FK-MCP 1,5/ 6-ST-3,5-LR	1817275	50	28.04
7	FK-MCP 1,5/ 7-ST-3,5-LR	1817288	50	31.54
8	FK-MCP 1,5/ 8-ST-3,5-LR	1817291	50	35.04
9	FK-MCP 1,5/ 9-ST-3,5-LR	1817301	50	38.54
10	FK-MCP 1,5/10-ST-3,5-LR	1817314	50	42.04
11	FK-MCP 1,5/11-ST-3,5-LR	1817327	50	42.04
12	FK-MCP 1,5/12-ST-3,5-LR	1817330	50	49.04
13	FK-MCP 1,5/13-ST-3,5-LR	1817343	50	52.54
14	FK-MCP 1,5/14-ST-3,5-LR	1817356	50	56.04
15	FK-MCP 1,5/15-ST-3,5-LR	1817369	50	59.54
16	FK-MCP 1,5/16-ST-3,5-LR	1817372	50	63.04
17	FK-MCP 1,5/17-ST-3,5-LR	1817385	50	66.54
18	FK-MCP 1,5/18-ST-3,5-LR	1817398	50	70.04
19	FK-MCP 1,5/19-ST-3,5-LR	1817408	50	73.54
20	FK-MCP 1,5/20-ST-3,5-LR	1817411	50	77.04

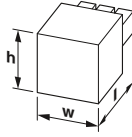

Technical data

Product Line	COMBICON Connectors S		
Connection system / type of contact	COMBICON MC 1,5 / Socket		
Locking	Lock & Release ejector lever		
Connection capacity			
rigid / flexible	[mm <sup>2</sup> ]	0.14 - 1.5 / 0.14 - 1.5	
Flexible with ferrules without plastic sleeve	[mm <sup>2</sup> ]	0.25 - 1.5	
Flexible with ferrules with plastic sleeve	[mm <sup>2</sup> ]	0.25 - 0.5	
Conductor cross section AWG/kcmil		26 - 16	
Stripping length	[mm]	9	
Electrical parameters			
rated current / nominal cross section	[A] / [mm <sup>2</sup> ]	8 / 1.5	
Surge voltage category/degree of pollution		III/3	III / 2 II / 2
Rated insulation voltage	[V]	160	160 320
Rated surge voltage	[kV]	2.5	2.5 2.5
General data			
Type of insulation material / insulation material group	PA / I		
Flammability rating in accordance with UL 94	V0		
Certification data			
Note	More detailed information on the approval data can be found on our website.		

# COMBICON connectors S up to 1.5 mm<sup>2</sup> (16 AWG)

## PCB connector, Push-in spring connection, Pitch: 3.81 mm

FK-MCP 1,5/...-ST-LR



Dimensions	[mm]
Length [l]	27.4
Height [h]	14.22



### Ordering data

No. of pos.	Type	Item No.	Pcs./ Pkt.	Width w [mm]
2	FK-MCP 1,5/ 2-ST-3,81-LR	1817424	50	14.55
3	FK-MCP 1,5/ 3-ST-3,81-LR	1817437	50	18.36
4	FK-MCP 1,5/ 4-ST-3,81-LR	1817440	50	22.17
5	FK-MCP 1,5/ 5-ST-3,81-LR	1817453	50	25.98
6	FK-MCP 1,5/ 6-ST-3,81-LR	1817466	50	29.79
7	FK-MCP 1,5/ 7-ST-3,81-LR	1817479	50	33.6
8	FK-MCP 1,5/ 8-ST-3,81-LR	1817482	50	37.41
9	FK-MCP 1,5/ 9-ST-3,81-LR	1817495	50	41.22
10	FK-MCP 1,5/10-ST-3,81-LR	1817505	50	45.03
11	FK-MCP 1,5/11-ST-3,81-LR	1817518	50	48.84
12	FK-MCP 1,5/12-ST-3,81-LR	1817521	50	52.65
13	FK-MCP 1,5/13-ST-3,81-LR	1817534	50	56.46
14	FK-MCP 1,5/14-ST-3,81-LR	1817547	50	60.27
15	FK-MCP 1,5/15-ST-3,81-LR	1817550	50	64.08
16	FK-MCP 1,5/16-ST-3,81-LR	1817563	50	67.89
17	FK-MCP 1,5/17-ST-3,81-LR	1817576	50	71.7
18	FK-MCP 1,5/18-ST-3,81-LR	1817589	50	75.51
19	FK-MCP 1,5/19-ST-3,81-LR	1817592	50	79.32
20	FK-MCP 1,5/20-ST-3,81-LR	1817602	50	83.13

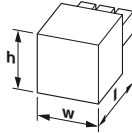


### Technical data

Product Line	COMBICON Connectors S		
Connection system / type of contact	COMBICON MC 1,5 / Socket		
Locking	Lock & Release ejector lever		
Connection capacity			
rigid / flexible	[mm <sup>2</sup> ]	0.14 - 1.5 / 0.14 - 1.5	
Flexible with ferrules without plastic sleeve	[mm <sup>2</sup> ]	0.25 - 1.5	
Flexible with ferrules with plastic sleeve	[mm <sup>2</sup> ]	0.25 - 0.75	
Conductor cross section AWG/kcmil		26 - 16	
Stripping length	[mm]	9	
Electrical parameters			
rated current / nominal cross section	[A] / [mm <sup>2</sup> ]	8 / 1.5	
Surge voltage category/degree of pollution		III/3	II / 2
Rated insulation voltage	[V]	160	320
Rated surge voltage	[kV]	2.5	2.5
General data			
Type of insulation material / insulation material group	PA / I		
Flammability rating in accordance with UL 94	V0		
Certification data			
Note	More detailed information on the approval data can be found on our website.		

## PCB connector, Push-in spring connection, Pitch: 3.5 mm

FMC 1,5/...-ST



Dimensions	[mm]
Length [l]	21.9
Height [h]	7.75



### Ordering data

No. of pos.	Type	Item No.	Pcs./ Pkt.	Width w [mm]
2	FMC 1,5/ 2-ST-3,5	1952267	250	7.75
3	FMC 1,5/ 3-ST-3,5	1952270	250	11.25
4	FMC 1,5/ 4-ST-3,5	1952283	250	14.75
5	FMC 1,5/ 5-ST-3,5	1952296	250	18.25
6	FMC 1,5/ 6-ST-3,5	1952306	50	21.75
7	FMC 1,5/ 7-ST-3,5	1952319	50	25.25
8	FMC 1,5/ 8-ST-3,5	1952322	50	28.75
9	FMC 1,5/ 9-ST-3,5	1952335	50	32.25
10	FMC 1,5/10-ST-3,5	1952348	50	35.75
11	FMC 1,5/11-ST-3,5	1952351	50	39.25
12	FMC 1,5/12-ST-3,5	1952364	50	42.75
13	FMC 1,5/13-ST-3,5	1952377	50	46.25
14	FMC 1,5/14-ST-3,5	1952380	50	49.75
15	FMC 1,5/15-ST-3,5	1952393	50	53.25
16	FMC 1,5/16-ST-3,5	1952403	50	56.75
17	FMC 1,5/17-ST-3,5	1952416	50	60.25
18	FMC 1,5/18-ST-3,5	1952429	50	63.75
19	FMC 1,5/19-ST-3,5	1952432	50	67.25
20	FMC 1,5/20-ST-3,5	1952445	50	70.75

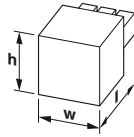


### Technical data

Product Line	COMBICON Connectors S		
Connection system / type of contact	COMBICON MC 1,5 / Socket		
Locking	without		
Connection capacity			
rigid / flexible	[mm <sup>2</sup> ]	0.2 - 1.5 / 0.2 - 1.5	
Flexible with ferrules without plastic sleeve	[mm <sup>2</sup> ]	0.25 - 1.5	
Flexible with ferrules with plastic sleeve	[mm <sup>2</sup> ]	0.14 - 0.75	
Conductor cross section AWG/kcmil		24 - 16	
Stripping length	[mm]	10	
Electrical parameters			
rated current / nominal cross section	[A] / [mm <sup>2</sup> ]	8 / 1.5	
Surge voltage category/degree of pollution		III/3	II / 2
Rated insulation voltage	[V]	160	320
Rated surge voltage	[kV]	2.5	2.5
General data			
Type of insulation material / insulation material group	PA / I		
Flammability rating in accordance with UL 94	V0		
Certification data			
Note	More detailed information on the approval data can be found on our website.		

PCB connector, Push-in spring connection, Pitch: 3.81 mm

FMC 1,5/...-ST



Dimensions	[mm]
Length [l]	21.9
Height [h]	7.75



Ordering data

No. of pos.	Type	Item No.	Pcs./ Pkt.	Width w [mm]
2	FMC 1,5/ 2-ST-3,81	1745894	250	8.06
3	FMC 1,5/ 3-ST-3,81	1745904	250	11.87
4	FMC 1,5/ 4-ST-3,81	1745917	250	15.68
5	FMC 1,5/ 5-ST-3,81	1745920	250	19.49
6	FMC 1,5/ 6-ST-3,81	1748011	50	23.3
7	FMC 1,5/ 7-ST-3,81	1748024	50	27.11
8	FMC 1,5/ 8-ST-3,81	1748037	50	30.92
9	FMC 1,5/ 9-ST-3,81	1748040	50	34.73
10	FMC 1,5/10-ST-3,81	1748053	50	38.54
11	FMC 1,5/11-ST-3,81	1748066	50	42.35
12	FMC 1,5/12-ST-3,81	1748079	50	46.16
13	FMC 1,5/13-ST-3,81	1748082	50	49.97
14	FMC 1,5/14-ST-3,81	1748095	50	53.78
15	FMC 1,5/15-ST-3,81	1748105	50	57.59
16	FMC 1,5/16-ST-3,81	1748118	50	61.4
17	FMC 1,5/17-ST-3,81	1748121	50	65.21
18	FMC 1,5/18-ST-3,81	1748134	50	69.02
19	FMC 1,5/19-ST-3,81	1748147	50	72.83
20	FMC 1,5/20-ST-3,81	1748150	50	76.64

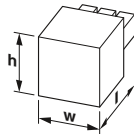


Technical data

Product Line	COMBICON Connectors S		
Connection system / type of contact	COMBICON MC 1,5 / Socket		
Locking	without		
Connection capacity			
rigid / flexible	[mm <sup>2</sup> ]	0.2 - 1.5 / 0.2 - 1.5	
Flexible with ferrules without plastic sleeve	[mm <sup>2</sup> ]	0.25 - 1.5	
Flexible with ferrules with plastic sleeve	[mm <sup>2</sup> ]	0.14 - 0.75	
Conductor cross section AWG/kcmil		24 - 16	
Stripping length	[mm]	10	
Electrical parameters			
rated current / nominal cross section	[A] / [mm <sup>2</sup> ]	8 / 1.5	
Surge voltage category/degree of pollution		III/3	III / 2 II / 2
Rated insulation voltage	[V]	160	160 320
Rated surge voltage	[kV]	2.5	2.5 2.5
General data			
Type of insulation material / insulation material group	PA / I		
Flammability rating in accordance with UL 94	V0		
Certification data			
Note	More detailed information on the approval data can be found on our website.		

PCB connector, Push-in spring connection, Pitch: 3.5 mm

FMC 1,5/...-STF



Dimensions	[mm]
Length [l]	22.9
Height [h]	7.8



Ordering data

No. of pos.	Type	Item No.	Pcs./ Pkt.	Width w [mm]
2	FMC 1,5/ 2-STF-3,5	1966091	50	17.3
3	FMC 1,5/ 3-STF-3,5	1966101	50	20.8
4	FMC 1,5/ 4-STF-3,5	1966114	50	24.3
5	FMC 1,5/ 5-STF-3,5	1966127	50	27.8
6	FMC 1,5/ 6-STF-3,5	1966130	50	31.3
7	FMC 1,5/ 7-STF-3,5	1966143	50	34.8
8	FMC 1,5/ 8-STF-3,5	1966156	50	38.3
9	FMC 1,5/ 9-STF-3,5	1966169	50	41.8
10	FMC 1,5/10-STF-3,5	1966172	50	45.3
11	FMC 1,5/11-STF-3,5	1966185	50	48.8
12	FMC 1,5/12-STF-3,5	1966198	50	52.3
13	FMC 1,5/13-STF-3,5	1966208	50	55.8
14	FMC 1,5/14-STF-3,5	1966211	50	59.3
15	FMC 1,5/15-STF-3,5	1966224	50	62.8
16	FMC 1,5/16-STF-3,5	1966237	50	66.3
17	FMC 1,5/17-STF-3,5	1966240	50	69.8
18	FMC 1,5/18-STF-3,5	1966253	50	73.3
19	FMC 1,5/19-STF-3,5	1966266	50	76.8
20	FMC 1,5/20-STF-3,5	1966279	50	80.3



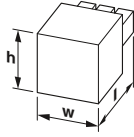
Technical data

Product Line	COMBICON Connectors S		
Connection system / type of contact	COMBICON MC 1,5 / Socket		
Locking	Screw flange		
Connection capacity			
rigid / flexible	[mm <sup>2</sup> ]	0.2 - 1.5 / 0.2 - 1.5	
Flexible with ferrules without plastic sleeve	[mm <sup>2</sup> ]	0.25 - 1.5	
Flexible with ferrules with plastic sleeve	[mm <sup>2</sup> ]	0.14 - 0.75	
Conductor cross section AWG/kcmil		24 - 16	
Stripping length	[mm]	10	
Electrical parameters			
rated current / nominal cross section	[A] / [mm <sup>2</sup> ]	8 / 1.5	
Surge voltage category/degree of pollution		III/3	III / 2 II / 2
Rated insulation voltage	[V]	160	160 320
Rated surge voltage	[kV]	2.5	2.5 2.5
General data			
Type of insulation material / insulation material group	PA / I		
Flammability rating in accordance with UL 94	V0		
Certification data			
Note	More detailed information on the approval data can be found on our website.		

## COMBICON connectors S up to 1.5 mm<sup>2</sup> (16 AWG)

### PCB connector, Push-in spring connection, Pitch: 3.81 mm

FMC 1,5/...-STF



Dimensions	[mm]
Length [l]	22.9
Height [h]	7.8



#### Ordering data

No. of pos.	Type	Item No.	Pcs./ Pkt.	Width w [mm]
2	FMC 1,5/ 2-STF-3,81	1748354	50	17.71
3	FMC 1,5/ 3-STF-3,81	1748367	50	21.52
4	FMC 1,5/ 4-STF-3,81	1748370	50	25.33
5	FMC 1,5/ 5-STF-3,81	1748383	50	29.14
6	FMC 1,5/ 6-STF-3,81	1748396	50	32.95
7	FMC 1,5/ 7-STF-3,81	1748406	50	36.76
8	FMC 1,5/ 8-STF-3,81	1748419	50	40.57
9	FMC 1,5/ 9-STF-3,81	1748422	50	44.38
10	FMC 1,5/10-STF-3,81	1748435	50	48.19
11	FMC 1,5/11-STF-3,81	1748448	50	52
12	FMC 1,5/12-STF-3,81	1748451	50	55.81
13	FMC 1,5/13-STF-3,81	1748464	50	59.62
14	FMC 1,5/14-STF-3,81	1748477	50	63.43
15	FMC 1,5/15-STF-3,81	1748480	50	67.24
16	FMC 1,5/16-STF-3,81	1748493	50	71.05
17	FMC 1,5/17-STF-3,81	1748503	50	74.86
18	FMC 1,5/18-STF-3,81	1748516	50	78.67
19	FMC 1,5/19-STF-3,81	1748529	50	82.48
20	FMC 1,5/20-STF-3,81	1748532	50	86.29

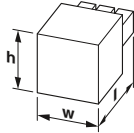


#### Technical data

Product Line	COMBICON Connectors S		
Connection system / type of contact	COMBICON MC 1,5 / Socket		
Locking	Screw flange		
Connection capacity			
rigid / flexible	[mm <sup>2</sup> ]	0.2 - 1.5 / 0.2 - 1.5	
Flexible with ferrules without plastic sleeve	[mm <sup>2</sup> ]	0.25 - 1.5	
Flexible with ferrules with plastic sleeve	[mm <sup>2</sup> ]	0.14 - 0.75	
Conductor cross section AWG/kcmil		24 - 16	
Stripping length	[mm]	10	
Electrical parameters			
rated current / nominal cross section	[A] / [mm <sup>2</sup> ]	8 / 1.5	
Surge voltage category/degree of pollution		III/3	II / 2
Rated insulation voltage	[V]	160	320
Rated surge voltage	[kV]	2.5	2.5
General data			
Type of insulation material / insulation material group	PA / I		
Flammability rating in accordance with UL 94	V0		
Certification data			
Note	More detailed information on the approval data can be found on our website.		

### PCB connector, Push-in spring connection, Pitch: 3.5 mm

FMC 1,5/...-ST-RF



Dimensions	[mm]
Length [l]	22.9
Height [h]	7.8



#### Ordering data

No. of pos.	Type	Item No.	Pcs./ Pkt.	Width w [mm]
2	FMC 1,5/ 2-ST-3,5-RF	1952021	250	17.1
3	FMC 1,5/ 3-ST-3,5-RF	1952034	250	20.6
4	FMC 1,5/ 4-ST-3,5-RF	1952047	250	24.1
5	FMC 1,5/ 5-ST-3,5-RF	1952050	250	27.6
6	FMC 1,5/ 6-ST-3,5-RF	1952063	50	31.1
7	FMC 1,5/ 7-ST-3,5-RF	1952076	50	34.6
8	FMC 1,5/ 8-ST-3,5-RF	1952089	50	38.1
9	FMC 1,5/ 9-ST-3,5-RF	1952092	50	41.6
10	FMC 1,5/10-ST-3,5-RF	1952102	50	45.1
11	FMC 1,5/11-ST-3,5-RF	1952115	50	48.6
12	FMC 1,5/12-ST-3,5-RF	1952128	50	52.1
13	FMC 1,5/13-ST-3,5-RF	1952131	50	55.6
14	FMC 1,5/14-ST-3,5-RF	1952144	50	59.1
15	FMC 1,5/15-ST-3,5-RF	1952157	50	62.6
16	FMC 1,5/16-ST-3,5-RF	1952160	50	66.1
17	FMC 1,5/17-ST-3,5-RF	1952173	50	69.6
18	FMC 1,5/18-ST-3,5-RF	1952186	50	73.1
19	FMC 1,5/19-ST-3,5-RF	1952199	50	76.6
20	FMC 1,5/20-ST-3,5-RF	1952209	50	80.1



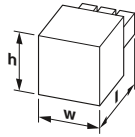

#### Technical data

Product Line	COMBICON Connectors S		
Connection system / type of contact	COMBICON MC 1,5 / Socket		
Locking	Self-locking flange		
Connection capacity			
rigid / flexible	[mm <sup>2</sup> ]	0.2 - 1.5 / 0.2 - 1.5	
Flexible with ferrules without plastic sleeve	[mm <sup>2</sup> ]	0.25 - 1.5	
Flexible with ferrules with plastic sleeve	[mm <sup>2</sup> ]	0.14 - 0.75	
Conductor cross section AWG/kcmil		24 - 16	
Stripping length	[mm]	10	
Electrical parameters			
rated current / nominal cross section	[A] / [mm <sup>2</sup> ]	8 / 1.5	
Surge voltage category/degree of pollution		III/3	II / 2
Rated insulation voltage	[V]	160	320
Rated surge voltage	[kV]	2.5	2.5
General data			
Type of insulation material / insulation material group	PA / I		
Flammability rating in accordance with UL 94	V0		
Certification data			
Note	More detailed information on the approval data can be found on our website.		



PCB connector, Push-in spring connection, Pitch: 3.5 mm

FMCD 1,5/...-ST



Dimensions	[mm]
Length [l]	22.9
Height [h]	16



Ordering data

No. of pos.	Type	Item No.	Pcs./ Pkt.	Width w [mm]
2	FMCD 1,5/ 2-ST-3,5	1707854	50	7.75
3	FMCD 1,5/ 3-ST-3,5	1738814	50	11.25
4	FMCD 1,5/ 4-ST-3,5	1738827	50	14.75
5	FMCD 1,5/ 5-ST-3,5	1738830	50	18.2
6	FMCD 1,5/ 6-ST-3,5	1738843	50	21.75
7	FMCD 1,5/ 7-ST-3,5	1738856	50	25.25
8	FMCD 1,5/ 8-ST-3,5	1738869	50	28.75
9	FMCD 1,5/ 9-ST-3,5	1738872	50	32.25
10	FMCD 1,5/10-ST-3,5	1738885	50	35.75
11	FMCD 1,5/11-ST-3,5	1738898	50	39.25
12	FMCD 1,5/12-ST-3,5	1738908	50	42.75
13	FMCD 1,5/13-ST-3,5	1738911	50	46.25
14	FMCD 1,5/14-ST-3,5	1738924	50	49.75
15	FMCD 1,5/15-ST-3,5	1738937	50	53.25
16	FMCD 1,5/16-ST-3,5	1738940	50	56.75

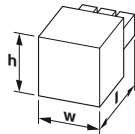



Technical data

Product Line	COMBICON Connectors S		
Connection system / type of contact	COMBICON MC 1,5 / Socket		
Locking	without		
Connection capacity			
rigid / flexible	[mm <sup>2</sup> ]	0.2 - 1.5 / 0.2 - 1.5	
Flexible with ferrules without plastic sleeve	[mm <sup>2</sup> ]	0.25 - 1.5	
Flexible with ferrules with plastic sleeve	[mm <sup>2</sup> ]	0.25 - 0.75	
Conductor cross section AWG/kcmil		24 - 16	
Stripping length	[mm]	10	
Electrical parameters			
rated current / nominal cross section	[A] / [mm <sup>2</sup> ]	8 / 1.5	
Surge voltage category/degree of pollution		III/3	III / 2
Rated insulation voltage	[V]	160	160
Rated surge voltage	[kV]	2.5	2.5
General data			
Type of insulation material / insulation material group	PA / I		
Flammability rating in accordance with UL 94	V0		
Certification data			
Note	More detailed information on the approval data can be found on our website.		

PCB connector, Push-in spring connection, Pitch: 3.5 mm

TFMC 1,5/...-ST



Dimensions	[mm]
Length [l]	22.9
Height [h]	15.7



Ordering data

No. of pos.	Type	Item No.	Pcs./ Pkt.	Width w [mm]
2	TFMC 1,5/ 2-ST-3,5	1772618	50	7.8
3	TFMC 1,5/ 3-ST-3,5	1772621	50	11.3
4	TFMC 1,5/ 4-ST-3,5	1772634	50	14.8
5	TFMC 1,5/ 5-ST-3,5	1772647	50	18.3
6	TFMC 1,5/ 6-ST-3,5	1772650	50	21.8
7	TFMC 1,5/ 7-ST-3,5	1772663	50	25.3
8	TFMC 1,5/ 8-ST-3,5	1772676	50	28.8
9	TFMC 1,5/ 9-ST-3,5	1772689	50	32.3
10	TFMC 1,5/10-ST-3,5	1772692	50	35.8



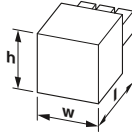

Technical data

Product Line	COMBICON Connectors S		
Connection system / type of contact	COMBICON MC 1,5 / Socket		
Locking	without		
Connection capacity			
rigid / flexible	[mm <sup>2</sup> ]	0.2 - 1.5 / 0.2 - 1.5	
Flexible with ferrules without plastic sleeve	[mm <sup>2</sup> ]	0.25 - 1.5	
Flexible with ferrules with plastic sleeve	[mm <sup>2</sup> ]	0.25 - 0.75	
Conductor cross section AWG/kcmil		24 - 16	
Stripping length	[mm]	10	
Electrical parameters			
rated current / nominal cross section	[A] / [mm <sup>2</sup> ]	8 / 1.5	
Surge voltage category/degree of pollution		III/3	III / 2
Rated insulation voltage	[V]	160	160
Rated surge voltage	[kV]	2.5	2.5
General data			
Type of insulation material / insulation material group	PA / I		
Flammability rating in accordance with UL 94	V0		
Certification data			
Note	More detailed information on the approval data can be found on our website.		

## COMBICON connectors S up to 1.5 mm<sup>2</sup> (16 AWG)

### PCB connector, Push-in spring connection, Pitch: 3.5 mm

TFMC 1,5/...-STF



Dimensions	[mm]
Length [l]	22.9
Height [h]	15.7



#### Ordering data

No. of pos.	Type	Item No.	Pcs./ Pkt.	Width w [mm]
2	TFMC 1,5/ 2-STF-3,5	1772702	50	17.02
3	TFMC 1,5/ 3-STF-3,5	1772715	50	20.52
4	TFMC 1,5/ 4-STF-3,5	1772728	50	24.02
5	TFMC 1,5/ 5-STF-3,5	1772731	50	27.52
6	TFMC 1,5/ 6-STF-3,5	1772744	50	31.02
7	TFMC 1,5/ 7-STF-3,5	1772757	50	34.52
8	TFMC 1,5/ 8-STF-3,5	1772760	50	38.02
9	TFMC 1,5/ 9-STF-3,5	1772773	50	41.52
10	TFMC 1,5/10-STF-3,5	1772786	50	45.02

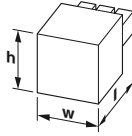


#### Technical data

Product Line	COMBICON Connectors S		
Connection system / type of contact	COMBICON MC 1,5 / Socket		
Locking	Screw flange		
Connection capacity			
rigid / flexible	[mm <sup>2</sup> ]	0.2 - 1.5 / 0.2 - 1.5	
Flexible with ferrules without plastic sleeve	[mm <sup>2</sup> ]	0.25 - 1.5	
Flexible with ferrules with plastic sleeve	[mm <sup>2</sup> ]	0.25 - 0.75	
Conductor cross section AWG/kcmil	24 - 16		
Stripping length	[mm]	10	
Electrical parameters			
rated current / nominal cross section	[A] / [mm <sup>2</sup> ]	8 / 1.5	
Surge voltage category/degree of pollution		III/3	III / 2 II / 2
Rated insulation voltage	[V]	160	160 320
Rated surge voltage	[kV]	2.5	2.5 2.5
General data			
Type of insulation material / insulation material group	PA / I		
Flammability rating in accordance with UL 94	V0		
Certification data			
Note	More detailed information on the approval data can be found on our website.		

### PCB connector, Push-in spring connection, Pitch: 3.5 mm

IFMC 1,5/...-ST



Dimensions	[mm]
Length [l]	24.6
Height [h]	7.8



#### Ordering data

No. of pos.	Type	Item No.	Pcs./ Pkt.	Width w [mm]
2	IFMC 1,5/ 2-ST-3,5	1843980	50	7.7
3	IFMC 1,5/ 3-ST-3,5	1843993	50	11.2
4	IFMC 1,5/ 4-ST-3,5	1844002	50	14.7
5	IFMC 1,5/ 5-ST-3,5	1844015	50	18.2
6	IFMC 1,5/ 6-ST-3,5	1844028	50	21.7
7	IFMC 1,5/ 7-ST-3,5	1844031	50	25.2
8	IFMC 1,5/ 8-ST-3,5	1844057	50	28.7
9	IFMC 1,5/ 9-ST-3,5	1844060	50	32.2
10	IFMC 1,5/10-ST-3,5	1844073	50	35.7
11	IFMC 1,5/11-ST-3,5	1844086	50	39.2
12	IFMC 1,5/12-ST-3,5	1844099	50	42.7

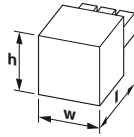


#### Technical data

Product Line	COMBICON Connectors S		
Connection system / type of contact	COMBICON MC 1,5 / Pin		
Locking	without		
Connection capacity			
rigid / flexible	[mm <sup>2</sup> ]	0.14 - 1.5 / 0.14 - 1.5	
Flexible with ferrules without plastic sleeve	[mm <sup>2</sup> ]	0.25 - 1.5	
Flexible with ferrules with plastic sleeve	[mm <sup>2</sup> ]	0.14 - 0.75	
Conductor cross section AWG/kcmil	24 - 16		
Stripping length	[mm]	10	
Electrical parameters			
rated current / nominal cross section	[A] / [mm <sup>2</sup> ]	8 / 1.5	
Surge voltage category/degree of pollution		III/3	III / 2 II / 2
Rated insulation voltage	[V]	160	160 320
Rated surge voltage	[kV]	2.5	2.5 2.5
General data			
Type of insulation material / insulation material group	PA / I		
Flammability rating in accordance with UL 94	V0		
Certification data			
Note	More detailed information on the approval data can be found on our website.		

PCB connector, Push-in spring connection, Pitch: 3.5 mm

IFMC 1,5/...-ST-RF



Dimensions	[mm]
Length [l]	24.6
Height [h]	7.8



Ordering data

No. of pos.	Type	Item No.	Pcs./ Pkt.	Width w [mm]
2	IFMC 1,5/ 2-ST-3,5-RF	1844219	50	17.1
3	IFMC 1,5/ 3-ST-3,5-RF	1844222	50	20.6
4	IFMC 1,5/ 4-ST-3,5-RF	1844235	50	24.1
5	IFMC 1,5/ 5-ST-3,5-RF	1844248	50	27.6
6	IFMC 1,5/ 6-ST-3,5-RF	1844251	50	31.1
7	IFMC 1,5/ 7-ST-3,5-RF	1844264	50	34.6
8	IFMC 1,5/ 8-ST-3,5-RF	1844277	50	38.1
9	IFMC 1,5/ 9-ST-3,5-RF	1844280	50	41.6
10	IFMC 1,5/10-ST-3,5-RF	1844293	50	45.1
11	IFMC 1,5/11-ST-3,5-RF	1844303	50	48.6
12	IFMC 1,5/12-ST-3,5-RF	1844316	50	52.1

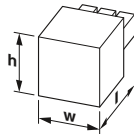


Technical data

Product Line	COMBICON Connectors S		
Connection system / type of contact	COMBICON MC 1,5 / Pin		
Locking	Self-locking flange		
Connection capacity			
rigid / flexible	[mm <sup>2</sup> ]	0.14 - 1.5 / 0.14 - 1.5	
Flexible with ferrules without plastic sleeve	[mm <sup>2</sup> ]	0.25 - 1.5	
Flexible with ferrules with plastic sleeve	[mm <sup>2</sup> ]	0.14 - 0.75	
Conductor cross section AWG/kcmil	24 - 16		
Stripping length	[mm]	10	
Electrical parameters			
rated current / nominal cross section	[A] / [mm <sup>2</sup> ]	8 / 1.5	
Surge voltage category/degree of pollution		III/3	III / 2 II / 2
Rated insulation voltage	[V]	160	160 320
Rated surge voltage	[kV]	2.5	2.5 2.5
General data			
Type of insulation material / insulation material group	PA / I		
Flammability rating in accordance with UL 94	V0		
Certification data			
Note	More detailed information on the approval data can be found on our website.		

PCB connector, Push-in spring connection, Pitch: 3.5 mm

IFMC 1,5/...-ST-RN



Dimensions	[mm]
Length [l]	24.6
Height [h]	7.8



Ordering data

No. of pos.	Type	Item No.	Pcs./ Pkt.	Width w [mm]
2	IFMC 1,5/ 2-ST-3,5-RN	1844109	50	10.6
3	IFMC 1,5/ 3-ST-3,5-RN	1844112	50	14.1
4	IFMC 1,5/ 4-ST-3,5-RN	1844125	50	17.6
5	IFMC 1,5/ 5-ST-3,5-RN	1844138	50	21.1
6	IFMC 1,5/ 6-ST-3,5-RN	1844141	50	24.6
7	IFMC 1,5/ 7-ST-3,5-RN	1844154	50	28.1
8	IFMC 1,5/ 8-ST-3,5-RN	1844167	50	31.6
9	IFMC 1,5/ 9-ST-3,5-RN	1844170	50	35.1
10	IFMC 1,5/10-ST-3,5-RN	1844183	50	38.6
11	IFMC 1,5/11-ST-3,5-RN	1844196	50	42.1
12	IFMC 1,5/12-ST-3,5-RN	1844206	50	45.6



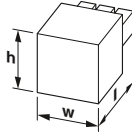

Technical data

Product Line	COMBICON Connectors S		
Connection system / type of contact	COMBICON MC 1,5 / Pin		
Locking	Engagement nose		
Connection capacity			
rigid / flexible	[mm <sup>2</sup> ]	0.14 - 1.5 / 0.14 - 1.5	
Flexible with ferrules without plastic sleeve	[mm <sup>2</sup> ]	0.25 - 1.5	
Flexible with ferrules with plastic sleeve	[mm <sup>2</sup> ]	0.14 - 0.75	
Conductor cross section AWG/kcmil	24 - 16		
Stripping length	[mm]	10	
Electrical parameters			
rated current / nominal cross section	[A] / [mm <sup>2</sup> ]	8 / 1.5	
Surge voltage category/degree of pollution		III/3	III / 2 II / 2
Rated insulation voltage	[V]	160	160 320
Rated surge voltage	[kV]	2.5	2.5 2.5
General data			
Type of insulation material / insulation material group	PA / I		
Flammability rating in accordance with UL 94	V0		
Certification data			
Note	More detailed information on the approval data can be found on our website.		

## COMBICON connectors S up to 1.5 mm<sup>2</sup> (16 AWG)

### PCB connector, Displacement connection, Pitch: 3.81 mm

QC 0,5/...-ST



Dimensions	[mm]
Length [l]	22.3
Height [h]	12.4



#### Ordering data

No. of pos.	Type	Item No.	Pcs./ Pkt.	Width w [mm]
2	QC 0,5/ 2-ST-3,81	1897393	50	4.6
3	QC 0,5/ 3-ST-3,81	1897403	50	12.22
4	QC 0,5/ 4-ST-3,81	1897416	50	16.03
5	QC 0,5/ 5-ST-3,81	1897429	50	19.84
6	QC 0,5/ 6-ST-3,81	1897432	50	23.65
7	QC 0,5/ 7-ST-3,81	1897445	50	27.46
8	QC 0,5/ 8-ST-3,81	1897458	50	31.27
9	QC 0,5/ 9-ST-3,81	1897461	50	35.08
10	QC 0,5/10-ST-3,81	1897474	50	38.89
11	QC 0,5/11-ST-3,81	1897487	50	42.7
12	QC 0,5/12-ST-3,81	1897490	50	46.51
13	QC 0,5/13-ST-3,81	1897500	50	50.32
14	QC 0,5/14-ST-3,81	1897513	50	54.13
15	QC 0,5/15-ST-3,81	1897526	50	57.94
16	QC 0,5/16-ST-3,81	1897539	50	61.75

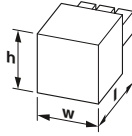



#### Technical data

Product Line	COMBICON Connectors XS		
Connection system / type of contact	COMBICON MC 1,5 / Socket		
Locking	without		
Connection capacity			
rigid / flexible	[mm <sup>2</sup> ]	- / 0.34 - 0.5	
Conductor cross section AWG/kcmil	22 - 20		
Stripping length	[mm]	-	
Electrical parameters			
rated current / nominal cross section	[A] / [mm <sup>2</sup> ]	6 / 0.5	
Surge voltage category/degree of pollution		III / 3	III / 2
Rated insulation voltage	[V]	200	400
Rated surge voltage	[kV]	4	4
General data			
Type of insulation material / insulation material group	PA / I		
Flammability rating in accordance with UL 94	V0		
Certification data			
Note	More detailed information on the approval data can be found on our website.		

### PCB connector, Displacement connection, Pitch: 3.81 mm

QC 0,5/...-STF



Dimensions	[mm]
Length [l]	26.8
Height [h]	12.9



#### Ordering data

No. of pos.	Type	Item No.	Pcs./ Pkt.	Width w [mm]
2	QC 0,5/ 2-STF-3,81	1897542	50	17.73
3	QC 0,5/ 3-STF-3,81	1897555	50	21.54
4	QC 0,5/ 4-STF-3,81	1897568	50	25.35
5	QC 0,5/ 5-STF-3,81	1897571	50	29.16
6	QC 0,5/ 6-STF-3,81	1897584	50	32.97
7	QC 0,5/ 7-STF-3,81	1897597	50	36.78
8	QC 0,5/ 8-STF-3,81	1897607	50	40.59
9	QC 0,5/ 9-STF-3,81	1897610	50	44.4
10	QC 0,5/10-STF-3,81	1897623	50	48.21
11	QC 0,5/11-STF-3,81	1897636	50	52.02
12	QC 0,5/12-STF-3,81	1897649	50	55.83
13	QC 0,5/13-STF-3,81	1897652	50	59.64
14	QC 0,5/14-STF-3,81	1897665	50	63.45
15	QC 0,5/15-STF-3,81	1897678	50	67.26
16	QC 0,5/16-STF-3,81	1897681	50	71.07

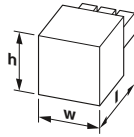


#### Technical data

Product Line	COMBICON Connectors XS		
Connection system / type of contact	COMBICON MC 1,5 / Socket		
Locking	Screw flange		
Connection capacity			
rigid / flexible	[mm <sup>2</sup> ]	- / 0.34 - 0.5	
Conductor cross section AWG/kcmil	22 - 20		
Stripping length	[mm]	-	
Electrical parameters			
rated current / nominal cross section	[A] / [mm <sup>2</sup> ]	6 / 0.5	
Surge voltage category/degree of pollution		III / 3	III / 2
Rated insulation voltage	[V]	200	400
Rated surge voltage	[kV]	4	4
General data			
Type of insulation material / insulation material group	PA / I		
Flammability rating in accordance with UL 94	V0		
Certification data			
Note	More detailed information on the approval data can be found on our website.		

PCB connector, Crimp connection, Pitch: 3.81 mm

MCC 1/...-STZ



Dimensions	[mm]
Length [l]	23.1
Height [h]	8.7



Ordering data

No. of pos.	Type	Item No.	Pcs./ Pkt.	Width w [mm]
2	MCC 1/2-STZ-3,81	1852176	50	8.41
3	MCC 1/3-STZ-3,81	1852189	50	12.22
4	MCC 1/4-STZ-3,81	1852192	50	16.03
5	MCC 1/5-STZ-3,81	1852202	50	19.84
6	MCC 1/6-STZ-3,81	1852215	50	23.65
7	MCC 1/7-STZ-3,81	1852228	50	27.46
8	MCC 1/8-STZ-3,81	1852231	50	31.27
9	MCC 1/9-STZ-3,81	1852244	50	35.08
10	MCC 1/10-STZ-3,81	1852257	50	38.89
11	MCC 1/11-STZ-3,81	1852260	50	42.7
12	MCC 1/12-STZ-3,81	1852273	50	46.51
13	MCC 1/13-STZ-3,81	1852286	50	50.32
14	MCC 1/14-STZ-3,81	1852299	50	54.13
15	MCC 1/15-STZ-3,81	1852309	50	57.94
16	MCC 1/16-STZ-3,81	1852312	50	61.75
17	MCC 1/17-STZ-3,81	1852325	50	65.56
18	MCC 1/18-STZ-3,81	1852338	50	69.37
19	MCC 1/19-STZ-3,81	1852341	50	73.18
20	MCC 1/20-STZ-3,81	1852354	50	76.99

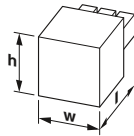


Technical data

Product Line	COMBICON Connectors S		
Connection system / type of contact	COMBICON MC 1,5 / Socket		
Locking	without		
Connection capacity			
rigid / flexible	[mm <sup>2</sup> ]	- / 0.2 - 1	
Conductor cross section AWG/kcmil		24 - 18	
Stripping length	[mm]	-	
Electrical parameters			
rated current / nominal cross section	[A] / [mm <sup>2</sup> ]	8 / 1	
Surge voltage category/degree of pollution		III / 3	III / 2
Rated insulation voltage	[V]	160	320
Rated surge voltage	[kV]	2.5	2.5
General data			
Type of insulation material / insulation material group	PA / I		
Flammability rating in accordance with UL 94	V0		
Certification data			
Note	More detailed information on the approval data can be found on our website.		

PCB connector, Crimp connection, Pitch: 3.81 mm

MCC 1/...-STZF



Dimensions	[mm]
Length [l]	23.1
Height [h]	8.7



Ordering data

No. of pos.	Type	Item No.	Pcs./ Pkt.	Width w [mm]
2	MCC 1/2-STZF-3,81	1852367	50	18.01
3	MCC 1/3-STZF-3,81	1852370	50	21.82
4	MCC 1/4-STZF-3,81	1852383	50	25.63
5	MCC 1/5-STZF-3,81	1852396	50	29.44
6	MCC 1/6-STZF-3,81	1852406	50	33.25
7	MCC 1/7-STZF-3,81	1852419	50	37.06
8	MCC 1/8-STZF-3,81	1852422	50	40.87
9	MCC 1/9-STZF-3,81	1852435	50	44.68
10	MCC 1/10-STZF-3,81	1852448	50	48.49
11	MCC 1/11-STZF-3,81	1852451	50	52.3
12	MCC 1/12-STZF-3,81	1852464	50	56.11
13	MCC 1/13-STZF-3,81	1852477	50	59.92
14	MCC 1/14-STZF-3,81	1852480	50	63.73
15	MCC 1/15-STZF-3,81	1852493	50	67.54
16	MCC 1/16-STZF-3,81	1852503	50	71.35
17	MCC 1/17-STZF-3,81	1852516	50	75.16
18	MCC 1/18-STZF-3,81	1852529	50	78.97
19	MCC 1/19-STZF-3,81	1852532	50	82.78
20	MCC 1/20-STZF-3,81	1852545	50	76.99



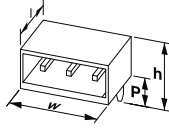
Technical data

Product Line	COMBICON Connectors S		
Connection system / type of contact	COMBICON MC 1,5 / Socket		
Locking	Screw flange		
Connection capacity			
rigid / flexible	[mm <sup>2</sup> ]	- / 0.2 - 1	
Conductor cross section AWG/kcmil		24 - 18	
Stripping length	[mm]	-	
Electrical parameters			
rated current / nominal cross section	[A] / [mm <sup>2</sup> ]	8 / 1	
Surge voltage category/degree of pollution		III / 3	III / 2
Rated insulation voltage	[V]	160	320
Rated surge voltage	[kV]	2.5	2.5
General data			
Type of insulation material / insulation material group	PA / I		
Flammability rating in accordance with UL 94	V0		
Certification data			
Note	More detailed information on the approval data can be found on our website.		

# COMBICON connectors S up to 1.5 mm<sup>2</sup> (16 AWG)

## PCB headers, Pitch: 3.5 mm

MC 1,5/..-G-THR, Linear pinning



Dimensions	[mm]
Solder pin length [P]	1.4
Length [l]	9.2
Height [h]	8.3
Installed height	6.9



### Ordering data

No. of pos.	Type	Item No.	Pcs./ Pkt.	Width w [mm]
2	MC 1,5/ 2-G-3,5 P14 THRR32	1788958	470	8.39
3	MC 1,5/ 3-G-3,5 P14 THRR32	1788974	470	11.89
4	MC 1,5/ 4-G-3,5 P14 THRR32	1788990	470	15.39
5	MC 1,5/ 5-G-3,5 P14 THRR44	1011116	330	18.89
6	MC 1,5/ 6-G-3,5 P14 THRR44	1011117	330	22.39
7	MC 1,5/ 7-G-3,5 P14 THRR44	1011118	330	25.89
8	MC 1,5/ 8-G-3,5 P14 THRR44	1011119	330	29.39
9	MC 1,5/ 9-G-3,5 P14 THRR56	1789096	470	32.89
10	MC 1,5/10-G-3,5 P14 THRR56	1789119	470	36.39
11	MC 1,5/11-G-3,5 P14 THRR56	1789135	470	39.89
12	MC 1,5/12-G-3,5 P14 THRR72	1789151	380	43.39

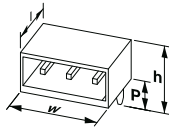


### Technical data

Product Line	COMBICON Connectors S		
Connection system / type of contact	COMBICON MC 1,5 / Pin		
Locking	without		
Electrical parameters			
rated current / nominal cross section	[A] / [mm <sup>2</sup> ]	8 / 1.5	
Surge voltage category/degree of pollution		III/3	II / 2
Rated insulation voltage	[V]	160	250
Rated surge voltage	[kV]	2.5	2.5
General data			
Type of insulation material / insulation material group	LCP / IIIa		
Flammability rating in accordance with UL 94	V0		
Certification data			
Note	More detailed information on the approval data can be found on our website.		

## PCB headers, Pitch: 3.81 mm

MC 1,5/..-G-THR, Linear pinning



Dimensions	[mm]
Solder pin length [P]	1.4
Length [l]	9.2
Height [h]	8.3
Installed height	6.9



### Ordering data

No. of pos.	Type	Item No.	Pcs./ Pkt.	Width w [mm]
2	MC 1,5/ 2-G-3,81 P14 THRR32	1722095	470	9.01
2	MC 1,5/ 2-G-3,81 P14 THRR32	1722095	470	9.01
3	MC 1,5/ 3-G-3,81 P14 THRR32	1722105	470	12.82
4	MC 1,5/ 4-G-3,81 P14 THRR32	1722118	470	16.63
5	MC 1,5/ 5-G-3,81 P14 THRR56	1702662	470	20.44
6	MC 1,5/ 6-G-3,81 P14 THRR56	1702663	470	24.25
7	MC 1,5/ 7-G-3,81 P14 THRR56	1702664	470	28.06
8	MC 1,5/ 8-G-3,81 P14 THRR56	1702665	470	31.87
9	MC 1,5/ 9-G-3,81 P14 THRR56	1702666	470	35.68
10	MC 1,5/10-G-3,81 P14 THRR56	1702667	470	39.49
11	MC 1,5/11-G-3,81 P14 THRR56	1702668	470	43.3
12	MC 1,5/12-G-3,81 P14 THRR72	1702669	380	47.11

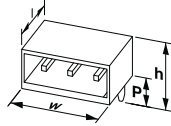


### Technical data

Product Line	COMBICON Connectors S		
Connection system / type of contact	COMBICON MC 1,5 / Pin		
Locking	without		
Electrical parameters			
rated current / nominal cross section	[A] / [mm <sup>2</sup> ]	8 / 1.5	
Surge voltage category/degree of pollution		III/3	II / 2
Rated insulation voltage	[V]	160	250
Rated surge voltage	[kV]	2.5	2.5
General data			
Type of insulation material / insulation material group	LCP / IIIa		
Flammability rating in accordance with UL 94	V0		
Certification data			
Note	More detailed information on the approval data can be found on our website.		

PCB headers, Pitch: 3.5 mm

MC 1,5/...-GF-THR, Linear pinning



Dimensions	[mm]
Solder pin length [P]	1.4
Length [l]	9.2
Height [h]	9.4
Installed height	6.9



Ordering data

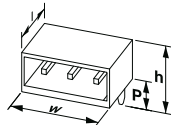
No. of pos.	Type	Item No.	Pcs./ Pkt.	Width w [mm]
2	MC 1,5/ 2-GF-3,5 P14 THRR32	1789614	470	17.3
3	MC 1,5/ 3-GF-3,5 P14 THRR44	1011128	330	20.8
4	MC 1,5/ 4-GF-3,5 P14 THRR44	1011129	330	24.3
5	MC 1,5/ 5-GF-3,5 P14 THRR44	1011130	330	27.8
6	MC 1,5/ 6-GF-3,5 P14 THRR56	1789698	470	31.3
7	MC 1,5/ 7-GF-3,5 P14 THRR56	1789711	470	34.8
8	MC 1,5/ 8-GF-3,5 P14 THRR56	1789737	470	38.3
9	MC 1,5/ 9-GF-3,5 P14 THRR72	1789753	380	41.8
10	MC 1,5/10-GF-3,5 P14 THRR72	1789779	380	45.3
11	MC 1,5/11-GF-3,5 P14 THRR72	1789795	380	48.8
12	MC 1,5/12-GF-3,5 P14 THRR72	1789818	380	52.3

Technical data

Product Line	COMBICON Connectors S		
Connection system / type of contact	COMBICON MC 1,5 / Pin		
Locking	Threaded flange		
Electrical parameters			
rated current / nominal cross section	[A] / [mm <sup>2</sup> ]	8 / 1.5	
Surge voltage category/degree of pollution		III/3	II / 2
Rated insulation voltage	[V]	160	250
Rated surge voltage	[kV]	2.5	2.5
General data			
Type of insulation material / insulation material group	LCP / IIIa		
Flammability rating in accordance with UL 94	V0		
Certification data			
Note	More detailed information on the approval data can be found on our website.		

PCB headers, Pitch: 3.81 mm

MC 1,5/...-GF-THR, Linear pinning



Dimensions	[mm]
Solder pin length [P]	1.4
Length [l]	9.2
Height [h]	8.3
Installed height	6.9



Ordering data

No. of pos.	Type	Item No.	Pcs./ Pkt.	Width w [mm]
2	MC 1,5/ 2-GF-3,81 P14 THRR32	1782132	470	18.01
3	MC 1,5/ 3-GF-3,81 P14 THRR56	1782145	470	21.82
4	MC 1,5/ 4-GF-3,81 P14 THRR56	1782158	470	25.63
5	MC 1,5/ 5-GF-3,81 P14 THRR56	1782161	470	29.44
6	MC 1,5/ 6-GF-3,81 P14 THRR56	1782174	470	33.25
7	MC 1,5/ 7-GF-3,81 P14 THRR56	1782187	470	37.06
8	MC 1,5/ 8-GF-3,81 P14 THRR56	1782190	470	40.87
9	MC 1,5/ 9-GF-3,81 P14 THRR72	1782200	380	44.68
10	MC 1,5/10-GF-3,81 P14 THRR72	1782213	380	48.49
11	MC 1,5/11-GF-3,81 P14 THRR72	1782226	380	52.3
12	MC 1,5/12-GF-3,81 P14 THRR72	1782239	380	56.11

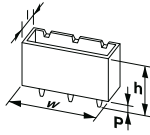
Technical data

Product Line	COMBICON Connectors S		
Connection system / type of contact	COMBICON MC 1,5 / Pin		
Locking	Threaded flange		
Electrical parameters			
rated current / nominal cross section	[A] / [mm <sup>2</sup> ]	8 / 1.5	
Surge voltage category/degree of pollution		III/3	II / 2
Rated insulation voltage	[V]	160	250
Rated surge voltage	[kV]	2.5	2.5
General data			
Type of insulation material / insulation material group	LCP / IIIa		
Flammability rating in accordance with UL 94	V0		

# COMBICON connectors S up to 1.5 mm<sup>2</sup> (16 AWG)

## PCB headers, Pitch: 3.5 mm

MCV 1,5/...-G-THR, Linear pinning

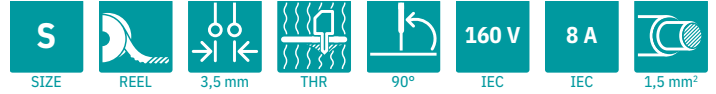


Dimensions	[mm]
Solder pin length [P]	1.4
Length [l]	6.9
Height [h]	8.3
Installed height	9.2



### Ordering data

No. of pos.	Type	Item No.	Pcs./ Pkt.	Width w [mm]
2	MCV 1,5/ 2-G-3,5 P14 THRR32	1780202	200	8.4
3	MCV 1,5/ 3-G-3,5 P14 THRR32	1780228	200	11.9
4	MCV 1,5/ 4-G-3,5 P14 THRR32	1780244	200	15.4
5	MCV 1,5/ 5-G-3,5 P14 THRR56	1780260	200	18.9
6	MCV 1,5/ 6-G-3,5 P14 THRR56	1780286	200	22.4
7	MCV 1,5/ 7-G-3,5 P14 THRR56	1780309	200	25.9
8	MCV 1,5/ 8-G-3,5 P14 THRR56	1780325	200	29.4
9	MCV 1,5/ 9-G-3,5 P14 THRR56	1780341	200	32.9
10	MCV 1,5/10-G-3,5 P14 THRR56	1780367	200	36.4
11	MCV 1,5/11-G-3,5 P14 THRR56	1780383	200	39.9
12	MCV 1,5/12-G-3,5 P14 THRR72	1780406	180	43.4

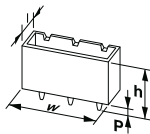


### Technical data

Product Line	COMBICON Connectors S		
Connection system / type of contact	COMBICON MC 1,5 / Pin		
Locking	without		
Electrical parameters			
rated current / nominal cross section	[A] / [mm <sup>2</sup> ]	8 / 1.5	
Surge voltage category/degree of pollution		III/3	II / 2
Rated insulation voltage	[V]	160	250
Rated surge voltage	[kV]	2.5	2.5
General data			
Type of insulation material / insulation material group	LCP / IIIa		
Flammability rating in accordance with UL 94	V0		
Certification data			
Note	More detailed information on the approval data can be found on our website.		

## PCB headers, Pitch: 3.81 mm

MCV 1,5/...-G-THR, Linear pinning

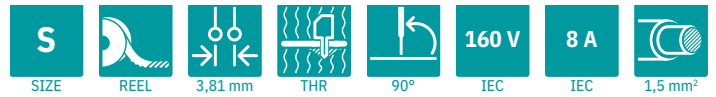


Dimensions	[mm]
Solder pin length [P]	1.4
Length [l]	7.25
Height [h]	10.6
Installed height	9.2



### Ordering data

No. of pos.	Type	Item No.	Pcs./ Pkt.	Width w [mm]
2	MCV 1,5/ 2-G-3,81 P14 THR R32	1755473	200	9.01
2	MCV 1,5/ 2-G-3,81 P14 THR R32	1755473	200	9.01
3	MCV 1,5/ 3-G-3,81 P14 THR R32	1728374	200	12.82
4	MCV 1,5/ 4-G-3,81 P14 THR R32	1728387	200	16.63
5	MCV 1,5/ 5-G-3,81 P14 THRR56	1037540	200	20.44
6	MCV 1,5/ 6-G-3,81 P14 THRR56	1037541	200	24.25
7	MCV 1,5/ 7-G-3,81 P14 THRR56	1037542	200	28.06
8	MCV 1,5/ 8-G-3,81 P14 THRR56	1754526	200	31.87
10	MCV 1,5/10-G-3,81 P14 THRR56	1754539	200	39.49



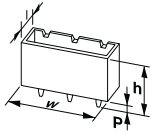
### Technical data

Product Line	COMBICON Connectors S		
Connection system / type of contact	COMBICON MC 1,5 / Pin		
Locking	without		
Electrical parameters			
rated current / nominal cross section	[A] / [mm <sup>2</sup> ]	8 / 1.5	
Surge voltage category/degree of pollution		III/3	II / 2
Rated insulation voltage	[V]	160	250
Rated surge voltage	[kV]	2.5	2.5
General data			
Type of insulation material / insulation material group	LCP / IIIa		
Flammability rating in accordance with UL 94	V0		
Certification data			
Note	More detailed information on the approval data can be found on our website.		



PCB headers, Pitch: 3.5 mm

MCV 1,5/...-GF-THR, Linear pinning



Dimensions	[mm]
Solder pin length [P]	1.4
Length [l]	6.9
Height [h]	10.6
Installed height	9.2



Ordering data

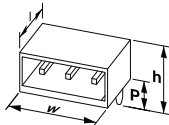
No. of pos.	Type	Item No.	Pcs./ Pkt.	Width w [mm]
2	MCV 1,5/ 2-GF-3,5 P14 THRR32	1779941	200	17.3
3	MCV 1,5/ 3-GF-3,5 P14 THRR56	1779967	200	20.8
4	MCV 1,5/ 4-GF-3,5 P14 THRR56	1779983	200	24.3
5	MCV 1,5/ 5-GF-3,5 P14 THRR56	1780008	200	27.8
6	MCV 1,5/ 6-GF-3,5 P14 THRR56	1780024	200	31.3
7	MCV 1,5/ 7-GF-3,5 P14 THRR56	1780040	200	34.8
8	MCV 1,5/ 8-GF-3,5 P14 THRR56	1780066	200	38.3
9	MCV 1,5/ 9-GF-3,5 P14 THRR56	1780082	200	41.8
10	MCV 1,5/10-GF-3,5 P14 THRR72	1780105	180	45.3
11	MCV 1,5/11-GF-3,5 P14 THRR72	1780147	180	48.8
12	MCV 1,5/12-GF-3,5 P14 THRR72	1780189	180	52.3

Technical data

Product Line	COMBICON Connectors S		
Connection system / type of contact	COMBICON MC 1,5 / Pin		
Locking	Threaded flange		
Electrical parameters			
rated current / nominal cross section	[A] / [mm <sup>2</sup> ]	8 / 1.5	
Surge voltage category/degree of pollution		III/3	II / 2
Rated insulation voltage	[V]	160	250
Rated surge voltage	[kV]	2.5	2.5
General data			
Type of insulation material / insulation material group	LCP / IIIa		
Flammability rating in accordance with UL 94	V0		
Certification data			
Note	More detailed information on the approval data can be found on our website.		

PCB headers, Pitch: 3.5 mm

MC 1,5/...-G-THR, Linear pinning



Dimensions	[mm]
Solder pin length [P]	2
Length [l]	9.2
Height [h]	8.9
Installed height	6.9



Ordering data

No. of pos.	Type	Item No.	Pcs./ Pkt.	Width w [mm]
2	MC 1,5/ 2-G-3,5 P20 THRR32	1788738	470	8.39
3	MC 1,5/ 3-G-3,5 P20 THRR32	1788754	470	11.89
4	MC 1,5/ 4-G-3,5 P20 THRR32	1788770	470	15.39
5	MC 1,5/ 5-G-3,5 P20 THRR44	1011109	330	18.89
6	MC 1,5/ 6-G-3,5 P20 THRR44	1011111	330	22.39
7	MC 1,5/ 7-G-3,5 P20 THRR44	1011114	330	25.89
8	MC 1,5/ 8-G-3,5 P20 THRR44	1011115	330	29.39
9	MC 1,5/ 9-G-3,5 P20 THRR56	1788877	470	32.89
10	MC 1,5/10-G-3,5 P20 THRR56	1788893	470	36.39
11	MC 1,5/11-G-3,5 P20 THRR56	1788916	470	39.89
12	MC 1,5/12-G-3,5 P20 THRR72	1788932	380	43.39

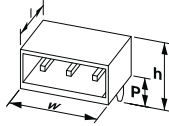
Technical data

Product Line	COMBICON Connectors S		
Connection system / type of contact	COMBICON MC 1,5 / Pin		
Locking	without		
Electrical parameters			
rated current / nominal cross section	[A] / [mm <sup>2</sup> ]	8 / 1.5	
Surge voltage category/degree of pollution		III/3	II / 2
Rated insulation voltage	[V]	160	250
Rated surge voltage	[kV]	2.5	2.5
General data			
Type of insulation material / insulation material group	LCP / IIIa		
Flammability rating in accordance with UL 94	V0		
Certification data			
Note	More detailed information on the approval data can be found on our website.		

# COMBICON connectors S up to 1.5 mm<sup>2</sup> (16 AWG)

## PCB headers, Pitch: 3.81 mm

MC 1,5/..-G-THR, Linear pinning



Dimensions	[mm]
Solder pin length [P]	2
Length [l]	9.2
Height [h]	8.9
Installed height	6.9



### Ordering data

No. of pos.	Type	Item No.	Pcs./ Pkt.	Width w [mm]
2	MC 1,5/ 2-G-3,81 P20 THRR32	1782572	470	9.01
3	MC 1,5/ 3-G-3,81 P20 THRR32	1782585	470	12.82
4	MC 1,5/ 4-G-3,81 P20 THRR32	1782598	470	16.63
5	MC 1,5/ 5-G-3,81 P20 THRR44	1011099	330	20.44
6	MC 1,5/ 6-G-3,81 P20 THRR44	1011101	330	24.25
7	MC 1,5/ 7-G-3,81 P20 THRR44	1011103	330	28.06
8	MC 1,5/ 8-G-3,81 P20 THRR56	1782637	470	31.87
9	MC 1,5/ 9-G-3,81 P20 THRR56	1782640	470	35.68
10	MC 1,5/10-G-3,81 P20 THRR56	1782653	470	39.49
11	MC 1,5/11-G-3,81 P20 THRR56	1782666	470	43.3
12	MC 1,5/12-G-3,81 P20 THRR72	1782679	380	47.11

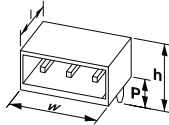


### Technical data

Product Line	COMBICON Connectors S		
Connection system / type of contact	COMBICON MC 1,5 / Pin		
Locking	without		
Electrical parameters			
rated current / nominal cross section	[A] / [mm <sup>2</sup> ]	8 / 1.5	
Surge voltage category/degree of pollution		III/3	II / 2
Rated insulation voltage	[V]	160	250
Rated surge voltage	[kV]	2.5	2.5
General data			
Type of insulation material / insulation material group	LCP / IIIa		
Flammability rating in accordance with UL 94	V0		
Certification data			
Note	More detailed information on the approval data can be found on our website.		

## PCB headers, Pitch: 3.5 mm

MC 1,5/..-GF-THR, Linear pinning



Dimensions	[mm]
Solder pin length [P]	2
Length [l]	9.2
Height [h]	8.9
Installed height	6.9



### Ordering data

No. of pos.	Type	Item No.	Pcs./ Pkt.	Width w [mm]
2	MC 1,5/ 2-GF-3,5 P20 THRR32	1789397	470	17.3
3	MC 1,5/ 3-GF-3,5 P20 THRR44	1011124	330	20.8
4	MC 1,5/ 4-GF-3,5 P20 THRR44	1011125	330	24.3
5	MC 1,5/ 5-GF-3,5 P20 THRR44	1011126	330	27.8
6	MC 1,5/ 6-GF-3,5 P20 THRR44	1011127	330	31.3
7	MC 1,5/ 7-GF-3,5 P20 THRR56	1789494	470	34.8
8	MC 1,5/ 8-GF-3,5 P20 THRR56	1789517	470	38.8
9	MC 1,5/ 9-GF-3,5 P20 THRR72	1789533	380	41.8
10	MC 1,5/10-GF-3,5 P20 THRR72	1789559	380	45.3
11	MC 1,5/11-GF-3,5 P20 THRR72	1789575	380	48.8
12	MC 1,5/12-GF-3,5 P20 THRR72	1789591	380	52.3

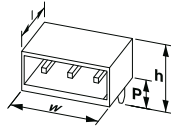


### Technical data

Product Line	COMBICON Connectors S		
Connection system / type of contact	COMBICON MC 1,5 / Pin		
Locking	Threaded flange		
Electrical parameters			
rated current / nominal cross section	[A] / [mm <sup>2</sup> ]	8 / 1.5	
Surge voltage category/degree of pollution		III/3	II / 2
Rated insulation voltage	[V]	160	250
Rated surge voltage	[kV]	2.5	2.5
General data			
Type of insulation material / insulation material group	LCP / IIIa		
Flammability rating in accordance with UL 94	V0		
Certification data			
Note	More detailed information on the approval data can be found on our website.		

PCB headers, Pitch: 3.81 mm

MC 1,5/..-GF-THR, Linear pinning



Dimensions	[mm]
Solder pin length [P]	2
Length [l]	9.2
Height [h]	8.9
Installed height	6.9



Ordering data

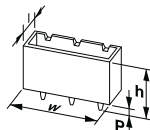
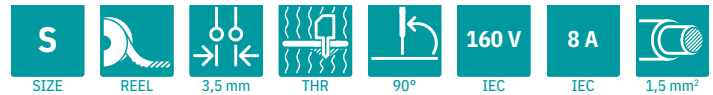
No. of pos.	Type	Item No.	Pcs./ Pkt.	Width w [mm]
2	MC 1,5/ 2-GF-3,81 P20 THRR32	1782022	470	18.01
3	MC 1,5/ 3-GF-3,81 P20 THRR44	1011091	330	21.82
4	MC 1,5/ 4-GF-3,81 P20 THRR44	1011093	330	25.63
5	MC 1,5/ 5-GF-3,81 P20 THRR44	1011095	330	29.44
6	MC 1,5/ 6-GF-3,81 P20 THRR56	1782064	470	33.25
7	MC 1,5/ 7-GF-3,81 P20 THRR56	1782077	470	37.06
8	MC 1,5/ 8-GF-3,81 P20 THRR56	1782080	470	40.87
9	MC 1,5/ 9-GF-3,81 P20 THRR72	1782093	380	44.68
10	MC 1,5/10-GF-3,81 P20 THRR72	1782103	380	48.49
11	MC 1,5/11-GF-3,81 P20 THRR72	1782116	380	52.3
12	MC 1,5/12-GF-3,81 P20 THRR72	1782129	380	56.11

Technical data

Product Line	COMBICON Connectors S		
Connection system / type of contact	COMBICON MC 1,5 / Pin		
Locking	Threaded flange		
Electrical parameters			
rated current / nominal cross section	[A] / [mm <sup>2</sup> ]	8 / 1.5	
Surge voltage category/degree of pollution		III/3	II / 2
Rated insulation voltage	[V]	160	250
Rated surge voltage	[kV]	2.5	2.5
General data			
Type of insulation material / insulation material group	LCP / IIIa		
Flammability rating in accordance with UL 94	V0		
Certification data			
Note	More detailed information on the approval data can be found on our website.		

PCB headers, Pitch: 3.5 mm

MCV 1,5/..-G-THR, Linear pinning



Dimensions	[mm]
Solder pin length [P]	2
Length [l]	6.9
Height [h]	11.2
Installed height	9.2



Ordering data

No. of pos.	Type	Item No.	Pcs./ Pkt.	Width w [mm]
2	MCV 1,5/ 2-G-3,5 P20 THRR32	1780888	200	8.4
3	MCV 1,5/ 3-G-3,5 P20 THRR32	1780901	200	11.9
4	MCV 1,5/ 4-G-3,5 P20 THRR32	1780927	200	15.4
5	MCV 1,5/ 5-G-3,5 P20 THRR56	1780943	200	18.9
6	MCV 1,5/ 6-G-3,5 P20 THRR56	1780969	200	22.4
7	MCV 1,5/ 7-G-3,5 P20 THRR56	1780985	200	25.9
8	MCV 1,5/ 8-G-3,5 P20 THRR56	1781007	200	29.4
9	MCV 1,5/ 9-G-3,5 P20 THRR56	1781023	200	32.9
10	MCV 1,5/10-G-3,5 P20 THRR56	1781049	200	36.4
11	MCV 1,5/11-G-3,5 P20 THRR56	1781065	200	39.9
12	MCV 1,5/12-G-3,5 P20 THRR72	1781081	180	43.4

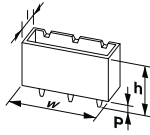
Technical data

Product Line	COMBICON Connectors S		
Connection system / type of contact	COMBICON MC 1,5 / Pin		
Locking	without		
Electrical parameters			
rated current / nominal cross section	[A] / [mm <sup>2</sup> ]	8 / 1.5	
Surge voltage category/degree of pollution		III/3	II / 2
Rated insulation voltage	[V]	160	250
Rated surge voltage	[kV]	2.5	2.5
General data			
Type of insulation material / insulation material group	LCP / IIIa		
Flammability rating in accordance with UL 94	V0		
Certification data			
Note	More detailed information on the approval data can be found on our website.		

## COMBICON connectors S up to 1.5 mm<sup>2</sup> (16 AWG)

### PCB headers, Pitch: 3.81 mm

MCV 1,5/...-G-THR, Linear pinning

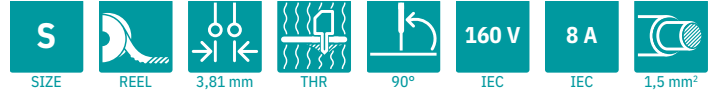


Dimensions	[mm]
Solder pin length [P]	2
Length [l]	7.25
Height [h]	11.2
Installed height	9.2



#### Ordering data

No. of pos.	Type	Item No.	Pcs./ Pkt.	Width w [mm]
2	MCV 1,5/ 2-G-3,81 P20 THRR32	1825665	200	9.01
3	MCV 1,5/ 3-G-3,81 P20 THRR32	1825678	200	12.82
4	MCV 1,5/ 4-G-3,81 P20 THRR32	1825681	200	16.61
5	MCV 1,5/ 5-G-3,81 P20 THRR56	1825694	200	20.44
6	MCV 1,5/ 6-G-3,81 P20 THRR56	1825704	200	24.25
7	MCV 1,5/ 7-G-3,81 P20 THRR56	1825717	200	28.06
8	MCV 1,5/ 8-G-3,81 P20 THRR56	1825720	200	31.87
9	MCV 1,5/ 9-G-3,81 P20 THRR56	1825733	200	35.68
10	MCV 1,5/10-G-3,81 P20 THRR56	1825746	200	39.49
11	MCV 1,5/11-G-3,81 P20 THRR72	1825759	200	43.3
12	MCV 1,5/12-G-3,81 P20 THRR72	1825762	180	47.11

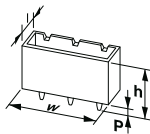


#### Technical data

Product Line	COMBICON Connectors S		
Connection system / type of contact	COMBICON MC 1,5 / Pin		
Locking	without		
Electrical parameters			
rated current / nominal cross section	[A] / [mm <sup>2</sup> ]	8 / 1.5	
Surge voltage category/degree of pollution		III/3	II / 2
Rated insulation voltage	[V]	160	250
Rated surge voltage	[kV]	2.5	2.5
General data			
Type of insulation material / insulation material group	LCP / IIIa		
Flammability rating in accordance with UL 94	V0		
Certification data			
Note	More detailed information on the approval data can be found on our website.		

### PCB headers, Pitch: 3.5 mm

MCV 1,5/...-GF-THR, Linear pinning

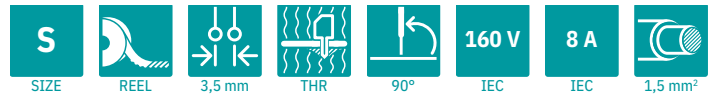


Dimensions	[mm]
Solder pin length [P]	2
Length [l]	6.9
Height [h]	11.2
Installed height	9.2



#### Ordering data

No. of pos.	Type	Item No.	Pcs./ Pkt.	Width w [mm]
2	MCV 1,5/ 2-GF-3,5 P20 THRR32	1780668	200	17.3
3	MCV 1,5/ 3-GF-3,5 P20 THRR56	1780684	200	20.8
4	MCV 1,5/ 4-GF-3,5 P20 THRR56	1780707	200	24.3
5	MCV 1,5/ 5-GF-3,5 P20 THRR56	1780723	200	27.8
6	MCV 1,5/ 6-GF-3,5 P20 THRR56	1780749	200	31.3
7	MCV 1,5/ 7-GF-3,5 P20 THRR56	1780765	200	34.8
8	MCV 1,5/ 8-GF-3,5 P20 THRR56	1780781	200	38.3
9	MCV 1,5/ 9-GF-3,5 P20 THRR56	1780804	200	41.8
10	MCV 1,5/10-GF-3,5 P20 THRR72	1780820	180	45.3
11	MCV 1,5/11-GF-3,5 P20 THRR72	1780846	180	48.8
12	MCV 1,5/12-GF-3,5 P20 THRR72	1780862	180	52.3

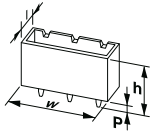


#### Technical data

Product Line	COMBICON Connectors S		
Connection system / type of contact	COMBICON MC 1,5 / Pin		
Locking	Threaded flange		
Electrical parameters			
rated current / nominal cross section	[A] / [mm <sup>2</sup> ]	8 / 1.5	
Surge voltage category/degree of pollution		III/3	II / 2
Rated insulation voltage	[V]	160	250
Rated surge voltage	[kV]	2.5	2.5
General data			
Type of insulation material / insulation material group	LCP / IIIa		
Flammability rating in accordance with UL 94	V0		
Certification data			
Note	More detailed information on the approval data can be found on our website.		

PCB headers, Pitch: 3.81 mm

MCV 1,5/...-GF-THR, Linear pinning



Dimensions	[mm]
Solder pin length [P]	2
Length [l]	7.25
Height [h]	11.2
Installed height	9.2



Ordering data

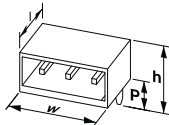
No. of pos.	Type	Item No.	Pcs./ Pkt.	Width w [mm]
2	MCV 1,5/ 2-GF-3,81 P20 THRR32	1825775	200	18.01
3	MCV 1,5/ 3-GF-3,81 P20 THRR56	1825788	200	21.82
4	MCV 1,5/ 4-GF-3,81 P20 THRR56	1825791	200	25.63
5	MCV 1,5/ 5-GF-3,81 P20 THRR56	1825801	200	29.44
6	MCV 1,5/ 6-GF-3,81 P20 THRR56	1825814	200	33.25
7	MCV 1,5/ 7-GF-3,81 P20 THRR56	1825827	200	37.06
8	MCV 1,5/ 8-GF-3,81 P20 THRR56	1825830	200	40.87
9	MCV 1,5/ 9-GF-3,81 P20 THRR72	1825843	200	44.68
10	MCV 1,5/10-GF-3,81 P20 THRR72	1825856	180	48.49
11	MCV 1,5/11-GF-3,81 P20 THRR72	1825869	180	52.3
12	MCV 1,5/12-GF-3,81 P20 THRR72	1825872	180	56.11

Technical data

Product Line	COMBICON Connectors S		
Connection system / type of contact	COMBICON MC 1,5 / Pin		
Locking	Threaded flange		
Electrical parameters			
rated current / nominal cross section	[A] / [mm <sup>2</sup> ]	8 / 1.5	
Surge voltage category/degree of pollution		III/3	II / 2
Rated insulation voltage	[V]	160	250
Rated surge voltage	[kV]	2.5	2.5
General data			
Type of insulation material / insulation material group	LCP / IIIa		
Flammability rating in accordance with UL 94	V0		

PCB headers, Pitch: 3.5 mm

MC 1,5/...-G-THR, Linear pinning



Dimensions	[mm]
Solder pin length [P]	2.6
Length [l]	9.2
Height [h]	9.5
Installed height	6.9



Ordering data

No. of pos.	Type	Item No.	Pcs./ Pkt.	Width w [mm]
2	MC 1,5/ 2-G-3,5 P26 THRR32	1788518	470	8.39
3	MC 1,5/ 3-G-3,5 P26 THRR32	1788534	470	11.89
4	MC 1,5/ 4-G-3,5 P26 THRR32	1788550	470	15.39
5	MC 1,5/ 5-G-3,5 P26 THRR44	1011106	330	18.89
6	MC 1,5/ 6-G-3,5 P26 THRR44	1011107	330	22.39
7	MC 1,5/ 7-G-3,5 P26 THRR56	1788615	470	25.89
8	MC 1,5/ 8-G-3,5 P26 THRR44	1011108	330	29.39
9	MC 1,5/ 9-G-3,5 P26 THRR56	1788657	470	32.89
10	MC 1,5/10-G-3,5 P26 THRR56	1788673	470	36.39
11	MC 1,5/11-G-3,5 P26 THRR56	1788699	470	39.89
12	MC 1,5/12-G-3,5 P26 THRR72	1788712	380	43.39

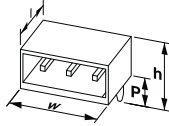
Technical data

Product Line	COMBICON Connectors S		
Connection system / type of contact	COMBICON MC 1,5 / Pin		
Locking	without		
Electrical parameters			
rated current / nominal cross section	[A] / [mm <sup>2</sup> ]	8 / 1.5	
Surge voltage category/degree of pollution		III/3	II / 2
Rated insulation voltage	[V]	160	250
Rated surge voltage	[kV]	2.5	2.5
General data			
Type of insulation material / insulation material group	LCP / IIIa		
Flammability rating in accordance with UL 94	V0		
Certification data			
Note	More detailed information on the approval data can be found on our website.		

# COMBICON connectors S up to 1.5 mm<sup>2</sup> (16 AWG)

## PCB headers, Pitch: 3.81 mm

MC 1,5/..-G-THR, Linear pinning



Dimensions	[mm]
Solder pin length [P]	2.6
Length [l]	9.2
Height [h]	9.5
Installed height	6.9



### Ordering data

No. of pos.	Type	Item No.	Pcs./ Pkt.	Width w [mm]
2	MC 1,5/ 2-G-3,81 P26 THRR32	1782462	470	9.01
3	MC 1,5/ 3-G-3,81 P26 THRR32	1782475	470	12.82
4	MC 1,5/ 4-G-3,81 P26 THRR32	1782488	470	16.63
5	MC 1,5/ 5-G-3,81 P26 THRR44	1011090	330	20.44
6	MC 1,5/ 6-G-3,81 P26 THRR56	1782501	470	24.25
7	MC 1,5/ 7-G-3,81 P26 THRR56	1782514	470	28.06
8	MC 1,5/ 8-G-3,81 P26 THRR56	1782527	470	31.87
9	MC 1,5/ 9-G-3,81 P26 THRR56	1782530	470	35.68
10	MC 1,5/10-G-3,81 P26 THRR56	1782543	470	39.49
11	MC 1,5/11-G-3,81 P26 THRR56	1782556	470	43.3
12	MC 1,5/12-G-3,81 P26 THRR72	1782569	380	47.11

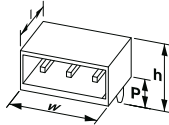


### Technical data

Product Line	COMBICON Connectors S		
Connection system / type of contact	COMBICON MC 1,5 / Pin		
Locking	without		
Electrical parameters			
rated current / nominal cross section	[A] / [mm <sup>2</sup> ]	8 / 1.5	
Surge voltage category/degree of pollution		III/3	II / 2
Rated insulation voltage	[V]	160	250
Rated surge voltage	[kV]	2.5	2.5
General data			
Type of insulation material / insulation material group	LCP / IIIa		
Flammability rating in accordance with UL 94	V0		

## PCB headers, Pitch: 3.5 mm

MC 1,5/..-GF-THR, Linear pinning



Dimensions	[mm]
Solder pin length [P]	2.6
Length [l]	9.2
Height [h]	9.5
Installed height	6.9



### Ordering data

No. of pos.	Type	Item No.	Pcs./ Pkt.	Width w [mm]
2	MC 1,5/ 2-GF-3,5 P26 THRR32	1789177	470	17.3
3	MC 1,5/ 3-GF-3,5 P26 THRR44	1011120	330	20.8
4	MC 1,5/ 4-GF-3,5 P26 THRR44	1011121	330	24.3
5	MC 1,5/ 5-GF-3,5 P26 THRR44	1011122	330	27.8
6	MC 1,5/ 6-GF-3,5 P26 THRR56	1789258	470	31.3
7	MC 1,5/ 7-GF-3,5 P26 THRR56	1789274	470	34.8
8	MC 1,5/ 8-GF-3,5 P26 THRR56	1789290	470	38.3
9	MC 1,5/ 9-GF-3,5 P26 THRR72	1789313	380	41.8
10	MC 1,5/10-GF-3,5 P26 THRR72	1789339	380	45.3
11	MC 1,5/11-GF-3,5 P26 THRR72	1789355	380	48.8
12	MC 1,5/12-GF-3,5 P26 THRR72	1789371	380	52.3

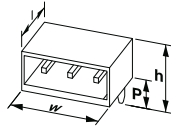


### Technical data

Product Line	COMBICON Connectors S		
Connection system / type of contact	COMBICON MC 1,5 / Pin		
Locking	Threaded flange		
Electrical parameters			
rated current / nominal cross section	[A] / [mm <sup>2</sup> ]	8 / 1.5	
Surge voltage category/degree of pollution		III/3	II / 2
Rated insulation voltage	[V]	160	250
Rated surge voltage	[kV]	2.5	2.5
General data			
Type of insulation material / insulation material group	LCP / IIIa		
Flammability rating in accordance with UL 94	V0		
Certification data			
Note	More detailed information on the approval data can be found on our website.		

PCB headers, Pitch: 3.81 mm

MC 1,5/..-GF-THR, Linear pinning



Dimensions	[mm]
Solder pin length [P]	2.6
Length [l]	9.2
Height [h]	9.5
Installed height	6.9



Ordering data

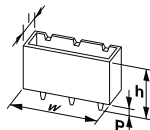
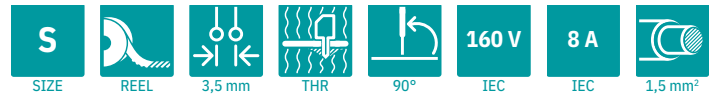
No. of pos.	Type	Item No.	Pcs./ Pkt.	Width w [mm]
2	MC 1,5/ 2-GF-3,81 P26 THRR32	1781913	470	18.01
3	MC 1,5/ 3-GF-3,81 P26 THRR56	1781926	470	21.82
4	MC 1,5/ 4-GF-3,81 P26 THRR56	1781939	470	25.63
5	MC 1,5/ 5-GF-3,81 P26 THRR56	1781942	470	29.44
6	MC 1,5/ 6-GF-3,81 P26 THRR56	1781955	470	33.25
7	MC 1,5/ 7-GF-3,81 P26 THRR56	1781968	470	37.06
8	MC 1,5/ 8-GF-3,81 P26 THRR56	1781971	470	40.87
9	MC 1,5/ 9-GF-3,81 P26 THRR72	1781984	380	44.68
10	MC 1,5/10-GF-3,81 P26 THRR72	1781997	380	48.49
11	MC 1,5/11-GF-3,81 P26 THRR72	1782006	380	52.3
12	MC 1,5/12-GF-3,81 P26 THRR72	1782019	380	56.11

Technical data

Product Line	COMBICON Connectors S		
Connection system / type of contact	COMBICON MC 1,5 / Pin		
Locking	Threaded flange		
Electrical parameters			
rated current / nominal cross section	[A] / [mm <sup>2</sup> ]	8 / 1.5	
Surge voltage category/degree of pollution		III/3	II / 2
Rated insulation voltage	[V]	160	250
Rated surge voltage	[kV]	2.5	2.5
General data			
Type of insulation material / insulation material group	LCP / IIIa		
Flammability rating in accordance with UL 94	V0		
Certification data			
Note	More detailed information on the approval data can be found on our website.		

PCB headers, Pitch: 3.5 mm

MCV 1,5/..-G-THR, Linear pinning



Dimensions	[mm]
Solder pin length [P]	2.6
Length [l]	6.9
Height [h]	11.8
Installed height	9.2



Ordering data

No. of pos.	Type	Item No.	Pcs./ Pkt.	Width w [mm]
2	MCV 1,5/ 2-G-3,5 P26 THRR32	1779378	200	8.4
3	MCV 1,5/ 3-G-3,5 P26 THRR32	1779394	200	11.9
4	MCV 1,5/ 4-G-3,5 P26 THRR32	1779417	200	15.4
5	MCV 1,5/ 5-G-3,5 P26 THRR56	1779433	200	18.9
6	MCV 1,5/ 6-G-3,5 P26 THRR56	1779459	200	22.4
7	MCV 1,5/ 7-G-3,5 P26 THRR56	1779475	200	25.9
8	MCV 1,5/ 8-G-3,5 P26 THRR56	1779491	200	29.4
9	MCV 1,5/ 9-G-3,5 P26 THRR56	1779514	200	32.9
10	MCV 1,5/10-G-3,5 P26 THRR56	1779530	200	36.4
11	MCV 1,5/11-G-3,5 P26 THRR56	1779899	200	39.9
12	MCV 1,5/12-G-3,5 P26 THRR72	1779572	180	43.4

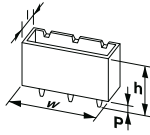
Technical data

Product Line	COMBICON Connectors S		
Connection system / type of contact	COMBICON MC 1,5 / Pin		
Locking	without		
Electrical parameters			
rated current / nominal cross section	[A] / [mm <sup>2</sup> ]	8 / 1.5	
Surge voltage category/degree of pollution		III/3	II / 2
Rated insulation voltage	[V]	160	250
Rated surge voltage	[kV]	2.5	2.5
General data			
Type of insulation material / insulation material group	LCP / IIIa		
Flammability rating in accordance with UL 94	V0		
Certification data			
Note	More detailed information on the approval data can be found on our website.		

# COMBICON connectors S up to 1.5 mm<sup>2</sup> (16 AWG)

## PCB headers, Pitch: 3.81 mm

MCV 1,5/...-G-THR, Linear pinning

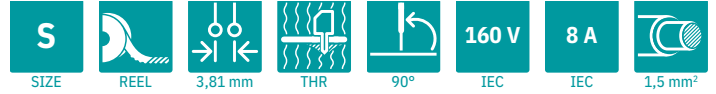


Dimensions	[mm]
Solder pin length [P]	2.6
Length [l]	6.9
Height [h]	11.8
Installed height	9.2



### Ordering data

No. of pos.	Type	Item No.	Pcs./ Pkt.	Width w [mm]
2	MCV 1,5/ 2-G-3,81 P26 THRR32	1713554	200	8.4
3	MCV 1,5/ 3-G-3,81 P26 THRR32	1712843	200	11.9
4	MCV 1,5/ 4-G-3,81 P26 THRR32	1712872	200	15.4
5	MCV 1,5/ 5-G-3,81 P26 THRR56	1712898	200	18.9
6	MCV 1,5/ 6-G-3,81 P26 THRR56	1712911	200	22.4
7	MCV 1,5/ 7-G-3,81 P26 THRR56	1712937	200	25.9
8	MCV 1,5/ 8-G-3,81 P26 THRR56	1712940	200	29.4
9	MCV 1,5/ 9-G-3,81 P26 THRR56	1713567	200	32.9
10	MCV 1,5/10-G-3,81 P26 THRR56	1712966	200	36.4
11	MCV 1,5/11-G-3,81 P26 THRR72	1714003	180	39.9
12	MCV 1,5/12-G-3,81 P26 THRR72	1712982	200	43.4

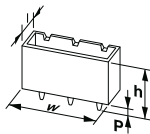


### Technical data

Product Line	COMBICON Connectors S		
Connection system / type of contact	COMBICON MC 1,5 / Pin		
Locking	without		
Electrical parameters			
rated current / nominal cross section	[A] / [mm <sup>2</sup> ]	8 / 1.5	
Surge voltage category/degree of pollution		III/3	II / 2
Rated insulation voltage	[V]	160	250
Rated surge voltage	[kV]	2.5	2.5
General data			
Type of insulation material / insulation material group	LCP / IIIa		
Flammability rating in accordance with UL 94	V0		
Certification data			
Note	More detailed information on the approval data can be found on our website.		

## PCB headers, Pitch: 3.5 mm

MCV 1,5/...-GF-THR, Linear pinning

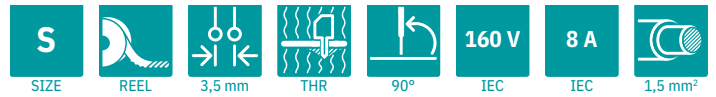


Dimensions	[mm]
Solder pin length [P]	2.6
Length [l]	6.9
Height [h]	11.8
Installed height	9.2



### Ordering data

No. of pos.	Type	Item No.	Pcs./ Pkt.	Width w [mm]
2	MCV 1,5/ 2-GF-3,5 P26 THRR32	1779077	200	17.3
3	MCV 1,5/ 3-GF-3,5 P26 THRR56	1779093	200	20.8
4	MCV 1,5/ 4-GF-3,5 P26 THRR56	1779116	200	24.3
5	MCV 1,5/ 5-GF-3,5 P26 THRR56	1779132	200	27.8
6	MCV 1,5/ 6-GF-3,5 P26 THRR56	1779158	200	31.3
7	MCV 1,5/ 7-GF-3,5 P26 THRR56	1779174	200	34.8
8	MCV 1,5/ 8-GF-3,5 P26 THRR56	1779190	200	38.3
9	MCV 1,5/ 9-GF-3,5 P26 THRR56	1779213	200	41.8
10	MCV 1,5/10-GF-3,5 P26 THRR72	1779239	180	45.3
11	MCV 1,5/11-GF-3,5 P26 THRR72	1780121	180	48.8
12	MCV 1,5/12-GF-3,5 P26 THRR72	1780163	180	52.3



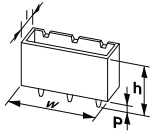
### Technical data

Product Line	COMBICON Connectors S		
Connection system / type of contact	COMBICON MC 1,5 / Pin		
Locking	Threaded flange		
Electrical parameters			
rated current / nominal cross section	[A] / [mm <sup>2</sup> ]	8 / 1.5	
Surge voltage category/degree of pollution		III/3	II / 2
Rated insulation voltage	[V]	160	250
Rated surge voltage	[kV]	2.5	2.5
General data			
Type of insulation material / insulation material group	LCP / IIIa		
Flammability rating in accordance with UL 94	V0		
Certification data			
Note	More detailed information on the approval data can be found on our website.		



PCB headers, Pitch: 3.81 mm

MCV 1,5/...-GF-THR, Linear pinning



Dimensions	[mm]
Solder pin length [P]	2.6
Length [l]	7.25
Height [h]	11.8
Installed height	9.2



Ordering data

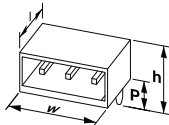
No. of pos.	Type	Item No.	Pcs./ Pkt.	Width w [mm]
2	MCV 1,5/ 2-GF-3,81 P26 THRR32	1713347	200	18.01
3	MCV 1,5/ 3-GF-3,81 P26 THRR56	1713350	200	21.82
4	MCV 1,5/ 4-GF-3,81 P26 THRR56	1713363	200	25.63
5	MCV 1,5/ 5-GF-3,81 P26 THRR56	1713376	200	29.44
6	MCV 1,5/ 6-GF-3,81 P26 THRR56	1713389	200	33.25
7	MCV 1,5/ 7-GF-3,81 P26 THRR56	1713392	200	37.06
8	MCV 1,5/ 8-GF-3,81 P26 THRR56	1713402	200	40.87
9	MCV 1,5/ 9-GF-3,81 P26 THRR72	1713415	180	44.68
10	MCV 1,5/10-GF-3,81 P26 THRR72	1713428	200	48.49
11	MCV 1,5/11-GF-3,81 P26 THRR72	1713431	200	52.3
12	MCV 1,5/12-GF-3,81 P26 THRR72	1713444	200	56.11

Technical data

Product Line	COMBICON Connectors S		
Connection system / type of contact	COMBICON MC 1,5 / Pin		
Locking	Threaded flange		
Electrical parameters			
rated current / nominal cross section	[A] / [mm <sup>2</sup> ]	8 / 1.5	
Surge voltage category/degree of pollution		III/3	II / 2
Rated insulation voltage	[V]	160	250
Rated surge voltage	[kV]	2.5	2.5
General data			
Type of insulation material / insulation material group	LCP / IIIa		
Flammability rating in accordance with UL 94	V0		
Certification data			
Note	More detailed information on the approval data can be found on our website.		

PCB headers, Pitch: 3.5 mm

MC 1,5/...-G-THR, Linear pinning



Dimensions	[mm]
Solder pin length [P]	1.4
Length [l]	9.2
Height [h]	8.3
Installed height	6.9



Ordering data

No. of pos.	Type	Item No.	Pcs./ Pkt.	Width w [mm]
2	MC 1,5/ 2-G-3,5 P14 THR	1788945	50	8.39
3	MC 1,5/ 3-G-3,5 P14 THR	1788961	50	11.89
4	MC 1,5/ 4-G-3,5 P14 THR	1788987	50	15.39
5	MC 1,5/ 5-G-3,5 P14 THR	1789009	50	18.89
6	MC 1,5/ 6-G-3,5 P14 THR	1789025	50	22.39
7	MC 1,5/ 7-G-3,5 P14 THR	1789041	50	25.89
8	MC 1,5/ 8-G-3,5 P14 THR	1789067	50	29.39
9	MC 1,5/ 9-G-3,5 P14 THR	1789083	50	32.89
10	MC 1,5/10-G-3,5 P14 THR	1789106	50	36.39
11	MC 1,5/11-G-3,5 P14 THR	1789122	50	39.89
12	MC 1,5/12-G-3,5 P14 THR	1789148	50	43.39

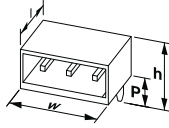
Technical data

Product Line	COMBICON Connectors S		
Connection system / type of contact	COMBICON MC 1,5 / Pin		
Locking	without		
Electrical parameters			
rated current / nominal cross section	[A] / [mm <sup>2</sup> ]	8 / 1.5	
Surge voltage category/degree of pollution		III/3	II / 2
Rated insulation voltage	[V]	160	250
Rated surge voltage	[kV]	2.5	2.5
General data			
Type of insulation material / insulation material group	LCP / IIIa		
Flammability rating in accordance with UL 94	V0		
Certification data			
Note	More detailed information on the approval data can be found on our website.		

# COMBICON connectors S up to 1.5 mm<sup>2</sup> (16 AWG)

## PCB headers, Pitch: 3.81 mm

MC 1,5/..-G-THR, Linear pinning



Dimensions	[mm]
Solder pin length [P]	1.4
Length [l]	9.2
Height [h]	8.3
Installed height	6.9



### Ordering data

No. of pos.	Type	Item No.	Pcs./ Pkt.	Width w [mm]
2	MC 1,5/ 2-G-3,81 P14 THR	1782352	100	9.01
3	MC 1,5/ 3-G-3,81 P14 THR	1782365	100	12.82
4	MC 1,5/ 4-G-3,81 P14 THR	1782378	100	16.63
5	MC 1,5/ 5-G-3,81 P14 THR	1782381	50	20.44
6	MC 1,5/ 6-G-3,81 P14 THR	1782394	50	24.25
7	MC 1,5/ 7-G-3,81 P14 THR	1782404	50	28.06
8	MC 1,5/ 8-G-3,81 P14 THR	1782417	50	31.87
9	MC 1,5/ 9-G-3,81 P14 THR	1782420	50	35.68
10	MC 1,5/10-G-3,81 P14 THR	1782433	50	39.49
11	MC 1,5/11-G-3,81 P14 THR	1782446	50	43.3
12	MC 1,5/12-G-3,81 P14 THR	1782459	50	47.11

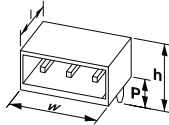


### Technical data

Product Line	COMBICON Connectors S		
Connection system / type of contact	COMBICON MC 1,5 / Pin		
Locking	without		
Electrical parameters			
rated current / nominal cross section	[A] / [mm <sup>2</sup> ]	8 / 1.5	
Surge voltage category/degree of pollution		III/3	II / 2
Rated insulation voltage	[V]	160	250
Rated surge voltage	[kV]	2.5	2.5
General data			
Type of insulation material / insulation material group	LCP / IIIa		
Flammability rating in accordance with UL 94	V0		
Certification data			
Note	More detailed information on the approval data can be found on our website.		

## PCB headers, Pitch: 3.5 mm

MC 1,5/..-GF-THR, Linear pinning




Dimensions	[mm]
Solder pin length [P]	1.4
Length [l]	9.2
Height [h]	8.3
Installed height	6.9



### Ordering data

No. of pos.	Type	Item No.	Pcs./ Pkt.	Width w [mm]
2	MC 1,5/ 2-GF-3,5 P14 THR	1789601	50	17.3
3	MC 1,5/ 3-GF-3,5 P14 THR	1789627	50	20.8
4	MC 1,5/ 4-GF-3,5 P14 THR	1789643	50	24.3
5	MC 1,5/ 5-GF-3,5 P14 THR	1789669	50	27.8
6	MC 1,5/ 6-GF-3,5 P14 THR	1789685	50	31.3
7	MC 1,5/ 7-GF-3,5 P14 THR	1789708	50	34.8
8	MC 1,5/ 8-GF-3,5 P14 THR	1789724	50	38.3
9	MC 1,5/ 9-GF-3,5 P14 THR	1789740	50	41.8
10	MC 1,5/10-GF-3,5 P14 THR	1789766	50	45.3
11	MC 1,5/11-GF-3,5 P14 THR	1789782	50	48.8
12	MC 1,5/12-GF-3,5 P14 THR	1789805	50	52.3

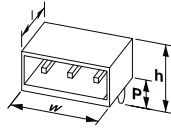


### Technical data

Product Line	COMBICON Connectors S		
Connection system / type of contact	COMBICON MC 1,5 / Pin		
Locking	Threaded flange		
Electrical parameters			
rated current / nominal cross section	[A] / [mm <sup>2</sup> ]	8 / 1.5	
Surge voltage category/degree of pollution		III/3	II / 2
Rated insulation voltage	[V]	160	250
Rated surge voltage	[kV]	2.5	2.5
General data			
Type of insulation material / insulation material group	LCP / IIIa		
Flammability rating in accordance with UL 94	V0		
Certification data			
Note	More detailed information on the approval data can be found on our website.		

PCB headers, Pitch: 3.81 mm

MC 1,5/..-GF-THR, Linear pinning



Dimensions	[mm]
Solder pin length [P]	1.4
Length [l]	9.2
Height [h]	8.3
Installed height	6.9



Ordering data

No. of pos.	Type	Item No.	Pcs./ Pkt.	Width w [mm]
2	MC 1,5/ 2-GF-3,81 P14 THR	1781803	100	18.01
3	MC 1,5/ 3-GF-3,81 P14 THR	1781816	100	21.82
4	MC 1,5/ 4-GF-3,81 P14 THR	1781829	100	25.63
5	MC 1,5/ 5-GF-3,81 P14 THR	1781832	50	29.44
6	MC 1,5/ 6-GF-3,81 P14 THR	1781845	50	33.25
7	MC 1,5/ 7-GF-3,81 P14 THR	1781858	50	37.06
8	MC 1,5/ 8-GF-3,81 P14 THR	1781861	50	40.87
9	MC 1,5/ 9-GF-3,81 P14 THR	1781874	50	44.68
10	MC 1,5/10-GF-3,81 P14 THR	1781887	50	48.49
11	MC 1,5/11-GF-3,81 P14 THR	1781890	50	52.3
12	MC 1,5/12-GF-3,81 P14 THR	1781900	50	56.11

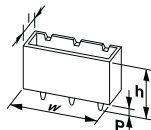


Technical data

Product Line	COMBICON Connectors S		
Connection system / type of contact	COMBICON MC 1,5 / Pin		
Locking	Threaded flange		
Electrical parameters			
rated current / nominal cross section	[A] / [mm <sup>2</sup> ]	8 / 1.5	
Surge voltage category/degree of pollution		III/3	II / 2
Rated insulation voltage	[V]	160	250
Rated surge voltage	[kV]	2.5	2.5
General data			
Type of insulation material / insulation material group	LCP / IIIa		
Flammability rating in accordance with UL 94	V0		
Certification data			
Note	More detailed information on the approval data can be found on our website.		

PCB headers, Pitch: 3.5 mm

MCV 1,5/..-G-THR, Linear pinning



Dimensions	[mm]
Solder pin length [P]	1.4
Length [l]	6.9
Height [h]	10.6
Installed height	9.2



Ordering data

No. of pos.	Type	Item No.	Pcs./ Pkt.	Width w [mm]
2	MCV 1,5/ 2-G-3,5 P14 THR	1780192	100	8.4
3	MCV 1,5/ 3-G-3,5 P14 THR	1780215	100	11.9
4	MCV 1,5/ 4-G-3,5 P14 THR	1780231	100	15.4
5	MCV 1,5/ 5-G-3,5 P14 THR	1780257	50	18.9
6	MCV 1,5/ 6-G-3,5 P14 THR	1780273	50	22.4
7	MCV 1,5/ 7-G-3,5 P14 THR	1780299	50	25.9
8	MCV 1,5/ 8-G-3,5 P14 THR	1780312	50	29.4
9	MCV 1,5/ 9-G-3,5 P14 THR	1780338	50	32.9
10	MCV 1,5/10-G-3,5 P14 THR	1780354	50	36.4
11	MCV 1,5/11-G-3,5 P14 THR	1780370	50	39.9
12	MCV 1,5/12-G-3,5 P14 THR	1780396	50	43.4



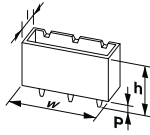
Technical data

Product Line	COMBICON Connectors S		
Connection system / type of contact	COMBICON MC 1,5 / Pin		
Locking	without		
Electrical parameters			
rated current / nominal cross section	[A] / [mm <sup>2</sup> ]	8 / 1.5	
Surge voltage category/degree of pollution		III/3	II / 2
Rated insulation voltage	[V]	160	250
Rated surge voltage	[kV]	2.5	2.5
General data			
Type of insulation material / insulation material group	LCP / IIIa		
Flammability rating in accordance with UL 94	V0		
Certification data			
Note	More detailed information on the approval data can be found on our website.		

## COMBICON connectors S up to 1.5 mm<sup>2</sup> (16 AWG)

### PCB headers, Pitch: 3.81 mm

MCV 1,5/...-G-THR, Linear pinning



Dimensions	[mm]
Solder pin length [P]	1.4
Length [l]	7.25
Height [h]	10.6
Installed height	9.2



#### Ordering data

No. of pos.	Type	Item No.	Pcs./ Pkt.	Width w [mm]
2	MCV 1,5/ 2-G-3,81 P14 THR	1707007	50	9.01
3	MCV 1,5/ 3-G-3,81 P14 THR	1707010	50	12.82
4	MCV 1,5/ 4-G-3,81 P14 THR	1707023	50	16.63
5	MCV 1,5/ 5-G-3,81 P14 THR	1707036	50	20.44
6	MCV 1,5/ 6-G-3,81 P14 THR	1707049	50	24.25
7	MCV 1,5/ 7-G-3,81 P14 THR	1707052	50	28.06
8	MCV 1,5/ 8-G-3,81 P14 THR	1707065	50	31.87
9	MCV 1,5/ 9-G-3,81 P14 THR	1707078	50	35.68
10	MCV 1,5/10-G-3,81 P14 THR	1707081	50	39.49
11	MCV 1,5/11-G-3,81 P14 THR	1707094	50	43.3
12	MCV 1,5/12-G-3,81 P14 THR	1707104	50	47.11

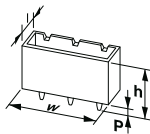


#### Technical data

Product Line	COMBICON Connectors S		
Connection system / type of contact	COMBICON MC 1,5 / Pin		
Locking	without		
Electrical parameters			
rated current / nominal cross section	[A] / [mm <sup>2</sup> ]	8 / 1.5	
Surge voltage category/degree of pollution		III/3	II / 2
Rated insulation voltage	[V]	160	250
Rated surge voltage	[kV]	2.5	2.5
General data			
Type of insulation material / insulation material group	LCP / IIIa		
Flammability rating in accordance with UL 94	V0		
Certification data			
Note	More detailed information on the approval data can be found on our website.		

### PCB headers, Pitch: 3.5 mm

MCV 1,5/...-GF-THR, Linear pinning



Dimensions	[mm]
Solder pin length [P]	1.4
Length [l]	7
Height [h]	10.6
Installed height	9.2



#### Ordering data

No. of pos.	Type	Item No.	Pcs./ Pkt.	Width w [mm]
2	MCV 1,5/ 2-GF-3,5 P14 THR	1779938	100	17.3
3	MCV 1,5/ 3-GF-3,5 P14 THR	1779954	100	20.8
3	MCV 1,5/ 3-GF-3,5 P14 THR	1779954	100	20.8
4	MCV 1,5/ 4-GF-3,5 P14 THR	1779970	100	24.3
5	MCV 1,5/ 5-GF-3,5 P14 THR	1779996	50	27.8
6	MCV 1,5/ 6-GF-3,5 P14 THR	1780011	50	31.3
7	MCV 1,5/ 7-GF-3,5 P14 THR	1780037	50	34.8
8	MCV 1,5/ 8-GF-3,5 P14 THR	1780053	50	38.3
9	MCV 1,5/ 9-GF-3,5 P14 THR	1780079	50	41.8
10	MCV 1,5/10-GF-3,5 P14 THR	1780095	50	45.3
11	MCV 1,5/11-GF-3,5 P14 THR	1780134	50	48.8
12	MCV 1,5/12-GF-3,5 P14 THR	1780176	50	52.3

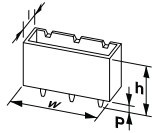


#### Technical data

Product Line	COMBICON Connectors S		
Connection system / type of contact	COMBICON MC 1,5 / Pin		
Locking	Threaded flange		
Electrical parameters			
rated current / nominal cross section	[A] / [mm <sup>2</sup> ]	8 / 1.5	
Surge voltage category/degree of pollution		III/3	II / 2
Rated insulation voltage	[V]	160	250
Rated surge voltage	[kV]	2.5	2.5
General data			
Type of insulation material / insulation material group	LCP / IIIa		
Flammability rating in accordance with UL 94	V0		
Certification data			
Note	More detailed information on the approval data can be found on our website.		

PCB headers, Pitch: 3.81 mm

MCV 1,5/...-GF-THR, Linear pinning



Dimensions	[mm]
Solder pin length [P]	1.4
Length [l]	7.25
Height [h]	10.6
Installed height	9.2



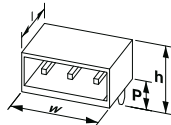
Ordering data

No. of pos.	Type	Item No.	Pcs./ Pkt.	Width w [mm]
2	MCV 1,5/ 2-GF-3,81 P14 THR	1707214	50	18.01
3	MCV 1,5/ 3-GF-3,81 P14 THR	1707227	50	21.82
4	MCV 1,5/ 4-GF-3,81 P14 THR	1707230	50	25.63
5	MCV 1,5/ 5-GF-3,81 P14 THR	1707243	50	29.44
6	MCV 1,5/ 6-GF-3,81 P14 THR	1707256	50	33.25
7	MCV 1,5/ 7-GF-3,81 P14 THR	1707269	50	37.06
8	MCV 1,5/ 8-GF-3,81 P14 THR	1707272	50	40.87
9	MCV 1,5/ 9-GF-3,81 P14 THR	1707285	50	44.68
10	MCV 1,5/10-GF-3,81 P14 THR	1707298	50	48.49
11	MCV 1,5/11-GF-3,81 P14 THR	1707308	50	52.3
12	MCV 1,5/12-GF-3,81 P14 THR	1707311	50	56.11

Technical data	
Product Line	COMBICON Connectors S
Connection system / type of contact	COMBICON MC 1,5 / Pin
Locking	Threaded flange
Electrical parameters	
rated current / nominal cross section	[A] / [mm <sup>2</sup> ]
Surge voltage category/degree of pollution	III/3 III / 2 II / 2
Rated insulation voltage	[V]
Rated surge voltage	[kV]
General data	
Type of insulation material / insulation material group	LCP / IIIa
Flammability rating in accordance with UL 94	V0
Certification data	
Note	More detailed information on the approval data can be found on our website.

PCB headers, Pitch: 3.5 mm

MC 1,5/...-G-THR, Linear pinning



Dimensions	[mm]
Solder pin length [P]	2
Length [l]	9.2
Height [h]	8.9
Installed height	6.9



Ordering data

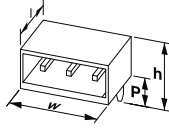
No. of pos.	Type	Item No.	Pcs./ Pkt.	Width w [mm]
2	MC 1,5/ 2-G-3,5 P20 THR	1788725	50	8.39
3	MC 1,5/ 3-G-3,5 P20 THR	1788741	50	11.89
4	MC 1,5/ 4-G-3,5 P20 THR	1788767	50	15.39
5	MC 1,5/ 5-G-3,5 P20 THR	1788783	50	18.89
6	MC 1,5/ 6-G-3,5 P20 THR	1788806	50	22.39
7	MC 1,5/ 7-G-3,5 P20 THR	1788822	50	25.89
8	MC 1,5/ 8-G-3,5 P20 THR	1788848	50	29.39
9	MC 1,5/ 9-G-3,5 P20 THR	1788864	50	32.89
10	MC 1,5/10-G-3,5 P20 THR	1788880	50	36.39
11	MC 1,5/11-G-3,5 P20 THR	1788903	50	39.89
12	MC 1,5/12-G-3,5 P20 THR	1788929	50	43.39
13	MC 1,5/13-G-3,5 P20 THR	1713360	50	46.9
14	MC 1,5/14-G-3,5 P20 THR	1713361	50	50.4
15	MC 1,5/15-G-3,5 P20 THR	1713362	50	53.9
16	MC 1,5/16-G-3,5 P20 THR	1713364	50	57.4
17	MC 1,5/17-G-3,5 P20 THR	1713365	50	60.9
18	MC 1,5/18-G-3,5 P20 THR	1713366	50	64.4
19	MC 1,5/19-G-3,5 P20 THR	1713368	50	67.9
20	MC 1,5/20-G-3,5 P20 THR	1713369	50	71.4

Technical data	
Product Line	COMBICON Connectors S
Connection system / type of contact	COMBICON MC 1,5 / Pin
Locking	without
Electrical parameters	
rated current / nominal cross section	[A] / [mm <sup>2</sup> ]
Surge voltage category/degree of pollution	III/3 III / 2 II / 2
Rated insulation voltage	[V]
Rated surge voltage	[kV]
General data	
Type of insulation material / insulation material group	LCP / IIIa
Flammability rating in accordance with UL 94	V0
Certification data	
Note	More detailed information on the approval data can be found on our website.

# COMBICON connectors S up to 1.5 mm<sup>2</sup> (16 AWG)

## PCB headers, Pitch: 3.81 mm


MC 1,5/..-G-THR, Linear pinning



Dimensions	[mm]
Solder pin length [P]	2
Length [l]	9.2
Height [h]	8.9
Installed height	6.9

### Ordering data

No. of pos.	Type	Item No.	Pcs./ Pkt.	Width w [mm]
2	MC 1,5/ 2-G-3,81 P20 THR	1782242	50	9.01
3	MC 1,5/ 3-G-3,81 P20 THR	1782255	50	12.82
4	MC 1,5/ 4-G-3,81 P20 THR	1782268	50	16.63
5	MC 1,5/ 5-G-3,81 P20 THR	1782271	50	20.44
6	MC 1,5/ 6-G-3,81 P20 THR	1782284	50	24.25
7	MC 1,5/ 7-G-3,81 P20 THR	1782297	50	28.06
8	MC 1,5/ 8-G-3,81 P20 THR	1782307	50	31.87
9	MC 1,5/ 9-G-3,81 P20 THR	1782310	50	35.68
10	MC 1,5/10-G-3,81 P20 THR	1782323	50	39.49
11	MC 1,5/11-G-3,81 P20 THR	1782336	50	43.3
12	MC 1,5/12-G-3,81 P20 THR	1782349	50	47.11
13	MC 1,5/13-G-3,81 P20 THR	1829056	50	50.92
14	MC 1,5/14-G-3,81 P20 THR	1829069	50	54.73
15	MC 1,5/15-G-3,81 P20 THR	1829072	50	58.54
16	MC 1,5/16-G-3,81 P20 THR	1829085	50	62.35
17	MC 1,5/17-G-3,81 P20 THR	1829098	50	66.16
18	MC 1,5/18-G-3,81 P20 THR	1829108	50	69.97
19	MC 1,5/19-G-3,81 P20 THR	1829111	50	73.78
20	MC 1,5/20-G-3,81 P20 THR	1829124	50	77.59

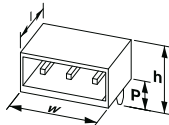


### Technical data

Product Line	COMBICON Connectors S		
Connection system / type of contact	COMBICON MC 1,5 / Pin		
Locking	without		
Electrical parameters			
rated current / nominal cross section	[A] / [mm <sup>2</sup> ]	8 / 1.5	
Surge voltage category/degree of pollution		III/3	II / 2
Rated insulation voltage	[V]	160	250
Rated surge voltage	[kV]	2.5	2.5
General data			
Type of insulation material / insulation material group	LCP / IIIa		
Flammability rating in accordance with UL 94	V0		

## PCB headers, Pitch: 3.5 mm


MC 1,5/..-GF-THR, Linear pinning



Dimensions	[mm]
Solder pin length [P]	2
Length [l]	9.2
Height [h]	8.9
Installed height	6.9

### Ordering data

No. of pos.	Type	Item No.	Pcs./ Pkt.	Width w [mm]
2	MC 1,5/ 2-GF-3,5 P20 THR	1789384	50	17.3
3	MC 1,5/ 3-GF-3,5 P20 THR	1789407	50	20.8
4	MC 1,5/ 4-GF-3,5 P20 THR	1789423	50	24.3
5	MC 1,5/ 5-GF-3,5 P20 THR	1789449	50	27.8
6	MC 1,5/ 6-GF-3,5 P20 THR	1789465	50	31.3
7	MC 1,5/ 7-GF-3,5 P20 THR	1789481	50	34.8
8	MC 1,5/ 8-GF-3,5 P20 THR	1789504	50	38.3
9	MC 1,5/ 9-GF-3,5 P20 THR	1789520	50	41.8
10	MC 1,5/10-GF-3,5 P20 THR	1789546	50	45.3
11	MC 1,5/11-GF-3,5 P20 THR	1789562	50	48.8
12	MC 1,5/12-GF-3,5 P20 THR	1789588	50	52.3
13	MC 1,5/13-GF-3,5 P20 THR	1713370	50	55.8
14	MC 1,5/14-GF-3,5 P20 THR	1713371	50	59.3
15	MC 1,5/15-GF-3,5 P20 THR	1713372	50	62.8
16	MC 1,5/16-GF-3,5 P20 THR	1713373	50	66.3
17	MC 1,5/17-GF-3,5 P20 THR	1713374	50	69.8
18	MC 1,5/18-GF-3,5 P20 THR	1713375	50	73.3
19	MC 1,5/19-GF-3,5 P20 THR	1713377	50	76.8
20	MC 1,5/20-GF-3,5 P20 THR	1713378	50	80.3

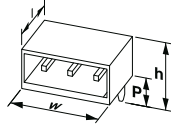


### Technical data

Product Line	COMBICON Connectors S		
Connection system / type of contact	COMBICON MC 1,5 / Pin		
Locking	Threaded flange		
Electrical parameters			
rated current / nominal cross section	[A] / [mm <sup>2</sup> ]	8 / 1.5	
Surge voltage category/degree of pollution		III/3	II / 2
Rated insulation voltage	[V]	160	250
Rated surge voltage	[kV]	2.5	2.5
General data			
Type of insulation material / insulation material group	LCP / IIIa		
Flammability rating in accordance with UL 94	V0		
Certification data			
Note	More detailed information on the approval data can be found on our website.		

PCB headers, Pitch: 3.81 mm

MC 1,5/..-GF-THR, Linear pinning



Dimensions	[mm]
Solder pin length [P]	2
Length [l]	9.2
Height [h]	8.9
Installed height	6.9

Ordering data

No. of pos.	Type	Item No.	Pcs./ Pkt.	Width w [mm]
2	MC 1,5/ 2-GF-3,81 P20 THR	1781531	50	18.01
3	MC 1,5/ 3-GF-3,81 P20 THR	1781544	50	21.82
4	MC 1,5/ 4-GF-3,81 P20 THR	1781654	50	25.63
5	MC 1,5/ 5-GF-3,81 P20 THR	1781667	50	29.44
6	MC 1,5/ 6-GF-3,81 P20 THR	1781670	50	33.25
7	MC 1,5/ 7-GF-3,81 P20 THR	1781683	50	37.06
8	MC 1,5/ 8-GF-3,81 P20 THR	1781696	50	40.87
9	MC 1,5/ 9-GF-3,81 P20 THR	1781706	50	44.68
10	MC 1,5/10-GF-3,81 P20 THR	1781777	50	48.49
11	MC 1,5/11-GF-3,81 P20 THR	1781780	50	52.3
12	MC 1,5/12-GF-3,81 P20 THR	1781793	50	56.11
13	MC 1,5/13-GF-3,81 P20 THR	1829137	50	59.92
14	MC 1,5/14-GF-3,81 P20 THR	1829140	50	63.73
15	MC 1,5/15-GF-3,81 P20 THR	1829153	50	67.54
16	MC 1,5/16-GF-3,81 P20 THR	1829166	50	71.35
17	MC 1,5/17-GF-3,81 P20 THR	1829179	50	75.16
18	MC 1,5/18-GF-3,81 P20 THR	1829182	50	78.97
19	MC 1,5/19-GF-3,81 P20 THR	1829195	50	82.78
20	MC 1,5/20-GF-3,81 P20 THR	1829205	50	86.59

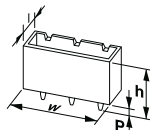


Technical data

Product Line	COMBICON Connectors S		
Connection system / type of contact	COMBICON MC 1,5 / Pin		
Locking	Threaded flange		
Electrical parameters			
rated current / nominal cross section	[A] / [mm <sup>2</sup> ]	8 / 1.5	
Surge voltage category/degree of pollution		III/3	II / 2
Rated insulation voltage	[V]	160	250
Rated surge voltage	[kV]	2.5	2.5
General data			
Type of insulation material / insulation material group	LCP / IIIa		
Flammability rating in accordance with UL 94	V0		

PCB headers, Pitch: 3.5 mm

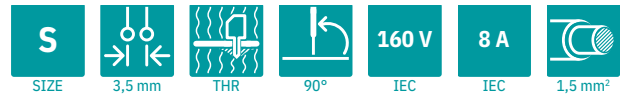
MCV 1,5/..-G-THR, Linear pinning



Dimensions	[mm]
Solder pin length [P]	2
Length [l]	7
Height [h]	11.2
Installed height	9.2

Ordering data

No. of pos.	Type	Item No.	Pcs./ Pkt.	Width w [mm]
13	MCV 1,5/13-G-3,5 P20 THR	1713380	50	46.9
14	MCV 1,5/14-G-3,5 P20 THR	1713381	50	50.4
15	MCV 1,5/15-G-3,5 P20 THR	1713382	50	53.9
16	MCV 1,5/16-G-3,5 P20 THR	1713384	50	57.4
17	MCV 1,5/17-G-3,5 P20 THR	1713385	50	60.9
18	MCV 1,5/18-G-3,5 P20 THR	1713386	50	64.4
19	MCV 1,5/19-G-3,5 P20 THR	1713387	50	67.9
20	MCV 1,5/20-G-3,5 P20 THR	1713388	50	71.4



Technical data

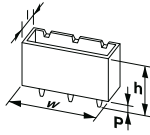
Product Line	COMBICON Connectors S		
Connection system / type of contact	COMBICON MC 1,5 / Pin		
Locking	-		
Electrical parameters			
rated current / nominal cross section	[A] / [mm <sup>2</sup> ]	8 / 1.5	
Surge voltage category/degree of pollution		III/3	II / 2
Rated insulation voltage	[V]	160	250
Rated surge voltage	[kV]	2.5	2.5
General data			
Type of insulation material / insulation material group	LCP / IIIa		
Flammability rating in accordance with UL 94	V0		
Certification data			
Note	More detailed information on the approval data can be found on our website.		



# COMBICON connectors S up to 1.5 mm<sup>2</sup> (16 AWG)

## PCB headers, Pitch: 3.81 mm

MCV 1,5/...-G-THR, Linear pinning



Dimensions	[mm]
Solder pin length [P]	2
Length [l]	7.25
Height [h]	11.2
Installed height	9.2



### Ordering data

No. of pos.	Type	Item No.	Pcs./ Pkt.	Width w [mm]
13	MCV 1,5/13-G-3,81 P20 THR	1828895	50	50.92
14	MCV 1,5/14-G-3,81 P20 THR	1828905	50	54.73
15	MCV 1,5/15-G-3,81 P20 THR	1828918	50	58.54
16	MCV 1,5/16-G-3,81 P20 THR	1828921	50	62.35
17	MCV 1,5/17-G-3,81 P20 THR	1828934	50	66.16
18	MCV 1,5/18-G-3,81 P20 THR	1828947	50	69.97
19	MCV 1,5/19-G-3,81 P20 THR	1828950	50	73.78
20	MCV 1,5/20-G-3,81 P20 THR	1828963	50	77.59

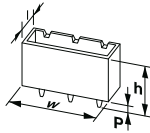


### Technical data

Product Line	COMBICON Connectors S		
Connection system / type of contact	COMBICON MC 1,5 / Pin		
Locking	without		
Electrical parameters			
rated current / nominal cross section	[A] / [mm <sup>2</sup> ]	8 / 1.5	
Surge voltage category/degree of pollution		III/3	II / 2
Rated insulation voltage	[V]	160	250
Rated surge voltage	[kV]	2.5	2.5
General data			
Type of insulation material / insulation material group	LCP / IIIa		
Flammability rating in accordance with UL 94	V0		
Certification data			
Note	More detailed information on the approval data can be found on our website.		

## PCB headers, Pitch: 3.5 mm

MCV 1,5/...-GF-THR, Linear pinning



Dimensions	[mm]
Solder pin length [P]	2
Length [l]	9.2
Height [h]	8.9
Installed height	6.9



### Ordering data

No. of pos.	Type	Item No.	Pcs./ Pkt.	Width w [mm]
13	MCV 1,5/13-GF-3,5 P20 THR	1713390	50	55.8
14	MCV 1,5/14-GF-3,5 P20 THR	1713391	50	59.3
15	MCV 1,5/15-GF-3,5 P20 THR	1713393	50	62.8
16	MCV 1,5/16-GF-3,5 P20 THR	1713394	50	66.3
17	MCV 1,5/17-GF-3,5 P20 THR	1713395	50	69.8
18	MCV 1,5/18-GF-3,5 P20 THR	1713398	50	73.3
19	MCV 1,5/19-GF-3,5 P20 THR	1713399	50	76.8
20	MCV 1,5/20-GF-3,5 P20 THR	1713400	50	80.3



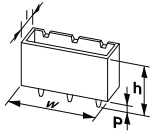
### Technical data

Product Line	COMBICON Connectors S		
Connection system / type of contact	COMBICON MC 1,5 / Pin		
Locking	Threaded flange		
Electrical parameters			
rated current / nominal cross section	[A] / [mm <sup>2</sup> ]	8 / 1.5	
Surge voltage category/degree of pollution		III/3	II / 2
Rated insulation voltage	[V]	160	250
Rated surge voltage	[kV]	2.5	2.5
General data			
Type of insulation material / insulation material group	LCP / IIIa		
Flammability rating in accordance with UL 94	V0		
Certification data			
Note	More detailed information on the approval data can be found on our website.		



PCB headers, Pitch: 3.81 mm

MCV 1,5/...-GF-THR, Linear pinning



Dimensions	[mm]
Solder pin length [P]	2
Length [l]	7
Height [h]	11.2
Installed height	9.2



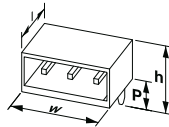
Ordering data

No. of pos.	Type	Item No.	Pcs./ Pkt.	Width w [mm]
13	MCV 1,5/13-GF-3,81 P20 THR	1828976	50	59.92
14	MCV 1,5/14-GF-3,81 P20 THR	1828989	50	63.73
15	MCV 1,5/15-GF-3,81 P20 THR	1828992	50	67.54
16	MCV 1,5/16-GF-3,81 P20 THR	1829001	50	71.35
17	MCV 1,5/17-GF-3,81 P20 THR	1829014	50	75.16
18	MCV 1,5/18-GF-3,81 P20 THR	1829027	50	78.97
19	MCV 1,5/19-GF-3,81 P20 THR	1829030	50	82.78
20	MCV 1,5/20-GF-3,81 P20 THR	1829043	50	86.59

Technical data	
Product Line	COMBICON Connectors S
Connection system / type of contact	COMBICON MC 1,5 / Pin
Locking	Threaded flange
Electrical parameters	
rated current / nominal cross section	[A] / [mm <sup>2</sup> ]
Surge voltage category/degree of pollution	III/3 III / 2 II / 2
Rated insulation voltage	[V]
Rated surge voltage	[kV]
General data	
Type of insulation material / insulation material group	LCP / IIIa
Flammability rating in accordance with UL 94	V0
Certification data	
Note	More detailed information on the approval data can be found on our website.

PCB headers, Pitch: 3.5 mm

MC 1,5/...-G-THR, Linear pinning



Dimensions	[mm]
Solder pin length [P]	2.6
Length [l]	9.2
Height [h]	9.5
Installed height	6.9



Ordering data

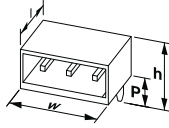
No. of pos.	Type	Item No.	Pcs./ Pkt.	Width w [mm]
2	MC 1,5/ 2-G-3,5 P26 THR	1788505	50	8.39
3	MC 1,5/ 3-G-3,5 P26 THR	1788521	50	11.89
4	MC 1,5/ 4-G-3,5 P26 THR	1788547	50	15.39
5	MC 1,5/ 5-G-3,5 P26 THR	1788563	50	18.89
6	MC 1,5/ 6-G-3,5 P26 THR	1788589	50	22.39
7	MC 1,5/ 7-G-3,5 P26 THR	1788602	50	25.89
8	MC 1,5/ 8-G-3,5 P26 THR	1788628	50	29.39
9	MC 1,5/ 9-G-3,5 P26 THR	1788644	50	32.89
10	MC 1,5/10-G-3,5 P26 THR	1788660	50	36.39
11	MC 1,5/11-G-3,5 P26 THR	1788686	50	39.89
12	MC 1,5/12-G-3,5 P26 THR	1788709	50	43.39

Technical data	
Product Line	COMBICON Connectors S
Connection system / type of contact	COMBICON MC 1,5 / Pin
Locking	without
Electrical parameters	
rated current / nominal cross section	[A] / [mm <sup>2</sup> ]
Surge voltage category/degree of pollution	III/3 III / 2 II / 2
Rated insulation voltage	[V]
Rated surge voltage	[kV]
General data	
Type of insulation material / insulation material group	LCP / IIIa
Flammability rating in accordance with UL 94	V0
Certification data	
Note	More detailed information on the approval data can be found on our website.

# COMBICON connectors S up to 1.5 mm<sup>2</sup> (16 AWG)

## PCB headers, Pitch: 3.81 mm

MC 1,5/..-G-THR, Linear pinning



Dimensions	[mm]
Solder pin length [P]	2.6
Length [l]	9.2
Height [h]	9.5
Installed height	6.9



### Ordering data

No. of pos.	Type	Item No.	Pcs./ Pkt.	Width w [mm]
2	MC 1,5/ 2-G-3,81 P26 THR	1721986	100	9.01
3	MC 1,5/ 3-G-3,81 P26 THR	1721999	100	12.82
4	MC 1,5/ 4-G-3,81 P26 THR	1722008	100	16.63
5	MC 1,5/ 5-G-3,81 P26 THR	1722011	50	20.44
6	MC 1,5/ 6-G-3,81 P26 THR	1722024	50	24.25
7	MC 1,5/ 7-G-3,81 P26 THR	1722037	50	28.06
8	MC 1,5/ 8-G-3,81 P26 THR	1722040	50	31.87
9	MC 1,5/ 9-G-3,81 P26 THR	1722053	50	35.68
10	MC 1,5/10-G-3,81 P26 THR	1722066	50	39.49
11	MC 1,5/11-G-3,81 P26 THR	1722079	50	43.3
12	MC 1,5/12-G-3,81 P26 THR	1722082	50	47.11

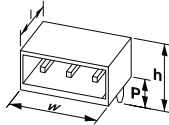


### Technical data

Product Line	COMBICON Connectors S		
Connection system / type of contact	COMBICON MC 1,5 / Pin		
Locking	without		
Electrical parameters			
rated current / nominal cross section	[A] / [mm <sup>2</sup> ]	8 / 1.5	
Surge voltage category/degree of pollution		III/3	II / 2
Rated insulation voltage	[V]	160	250
Rated surge voltage	[kV]	2.5	2.5
General data			
Type of insulation material / insulation material group	LCP / IIIa		
Flammability rating in accordance with UL 94	V0		
Certification data			
Note	More detailed information on the approval data can be found on our website.		

## PCB headers, Pitch: 3.5 mm

MC 1,5/..-GF-THR, Linear pinning




Dimensions	[mm]
Solder pin length [P]	2.6
Length [l]	9.2
Height [h]	9.5
Installed height	6.9



### Ordering data

No. of pos.	Type	Item No.	Pcs./ Pkt.	Width w [mm]
2	MC 1,5/ 2-GF-3,5 P26 THR	1789164	50	17.3
3	MC 1,5/ 3-GF-3,5 P26 THR	1789180	50	20.8
4	MC 1,5/ 4-GF-3,5 P26 THR	1789203	50	24.3
5	MC 1,5/ 5-GF-3,5 P26 THR	1789229	50	27.8
6	MC 1,5/ 6-GF-3,5 P26 THR	1789245	50	31.3
7	MC 1,5/ 7-GF-3,5 P26 THR	1789261	50	34.8
8	MC 1,5/ 8-GF-3,5 P26 THR	1789287	50	38.3
9	MC 1,5/ 9-GF-3,5 P26 THR	1789300	50	41.8
10	MC 1,5/10-GF-3,5 P26 THR	1789326	50	45.3
11	MC 1,5/11-GF-3,5 P26 THR	1789342	50	48.8
12	MC 1,5/12-GF-3,5 P26 THR	1789368	50	52.3

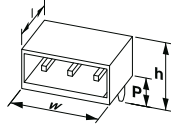


### Technical data

Product Line	COMBICON Connectors S		
Connection system / type of contact	COMBICON MC 1,5 / Pin		
Locking	Threaded flange		
Electrical parameters			
rated current / nominal cross section	[A] / [mm <sup>2</sup> ]	8 / 1.5	
Surge voltage category/degree of pollution		III/3	II / 2
Rated insulation voltage	[V]	160	250
Rated surge voltage	[kV]	2.5	2.5
General data			
Type of insulation material / insulation material group	LCP / IIIa		
Flammability rating in accordance with UL 94	V0		
Certification data			
Note	More detailed information on the approval data can be found on our website.		

PCB headers, Pitch: 3.81 mm

MC 1,5/..-GF-THR, Linear pinning



Dimensions	[mm]
Solder pin length [P]	2.6
Length [l]	9.2
Height [h]	9.5
Installed height	6.9



Ordering data

No. of pos.	Type	Item No.	Pcs./ Pkt.	Width w [mm]
2	MC 1,5/ 2-GF-3,81 P26 THR	1722150	100	18.01
3	MC 1,5/ 3-GF-3,81 P26 THR	1722163	100	21.82
4	MC 1,5/ 4-GF-3,81 P26 THR	1722176	100	25.63
5	MC 1,5/ 5-GF-3,81 P26 THR	1722189	50	29.44
6	MC 1,5/ 6-GF-3,81 P26 THR	1722202	50	33.25
7	MC 1,5/ 7-GF-3,81 P26 THR	1722215	50	37.06
8	MC 1,5/ 8-GF-3,81 P26 THR	1722228	50	40.87
9	MC 1,5/ 9-GF-3,81 P26 THR	1722231	50	44.68
10	MC 1,5/10-GF-3,81 P26 THR	1722244	50	48.49
11	MC 1,5/11-GF-3,81 P26 THR	1722257	50	52.3
12	MC 1,5/12-GF-3,81 P26 THR	1722260	50	56.11

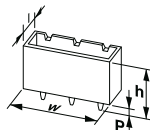


Technical data

Product Line	COMBICON Connectors S		
Connection system / type of contact	COMBICON MC 1,5 / Pin		
Locking	Threaded flange		
Electrical parameters			
rated current / nominal cross section	[A] / [mm <sup>2</sup> ]	8 / 1.5	
Surge voltage category/degree of pollution		III/3	II / 2
Rated insulation voltage	[V]	160	250
Rated surge voltage	[kV]	2.5	2.5
General data			
Type of insulation material / insulation material group	LCP / IIIa		
Flammability rating in accordance with UL 94	V0		
Certification data			
Note	More detailed information on the approval data can be found on our website.		

PCB headers, Pitch: 3.5 mm

MCV 1,5/..-G-THR, Linear pinning

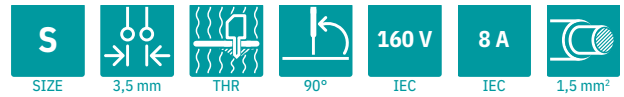


Dimensions	[mm]
Solder pin length [P]	2.6
Length [l]	6.9
Height [h]	11.8
Installed height	9.2



Ordering data

No. of pos.	Type	Item No.	Pcs./ Pkt.	Width w [mm]
2	MCV 1,5/ 2-G-3,5 P26 THR	1779365	100	8.4
3	MCV 1,5/ 3-G-3,5 P26 THR	1779381	100	11.9
4	MCV 1,5/ 4-G-3,5 P26 THR	1779404	100	15.4
5	MCV 1,5/ 5-G-3,5 P26 THR	1779420	50	18.9
6	MCV 1,5/ 6-G-3,5 P26 THR	1779446	50	22.4
7	MCV 1,5/ 7-G-3,5 P26 THR	1779462	50	25.9
8	MCV 1,5/ 8-G-3,5 P26 THR	1779488	50	29.4
9	MCV 1,5/ 9-G-3,5 P26 THR	1779501	50	32.9
10	MCV 1,5/10-G-3,5 P26 THR	1779527	50	36.4
11	MCV 1,5/11-G-3,5 P26 THR	1779543	50	39.9
12	MCV 1,5/12-G-3,5 P26 THR	1779569	50	43.4



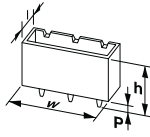
Technical data

Product Line	COMBICON Connectors S		
Connection system / type of contact	COMBICON MC 1,5 / Pin		
Locking	without		
Electrical parameters			
rated current / nominal cross section	[A] / [mm <sup>2</sup> ]	8 / 1.5	
Surge voltage category/degree of pollution		III/3	II / 2
Rated insulation voltage	[V]	160	250
Rated surge voltage	[kV]	2.5	2.5
General data			
Type of insulation material / insulation material group	LCP / IIIa		
Flammability rating in accordance with UL 94	V0		
Certification data			
Note	More detailed information on the approval data can be found on our website.		

# COMBICON connectors S up to 1.5 mm<sup>2</sup> (16 AWG)

## PCB headers, Pitch: 3.81 mm

MCV 1,5/...-G-THR, Linear pinning



Dimensions	[mm]
Solder pin length [P]	2.6
Length [l]	7.25
Height [h]	11.8
Installed height	9.2



### Ordering data

No. of pos.	Type	Item No.	Pcs./ Pkt.	Width w [mm]
2	MCV 1,5/ 2-G-3,81 P26 THR	1707421	50	9.01
3	MCV 1,5/ 3-G-3,81 P26 THR	1707434	50	12.82
4	MCV 1,5/ 4-G-3,81 P26 THR	1707447	50	16.63
5	MCV 1,5/ 5-G-3,81 P26 THR	1707450	50	20.44
6	MCV 1,5/ 6-G-3,81 P26 THR	1707463	50	24.25
7	MCV 1,5/ 7-G-3,81 P26 THR	1707476	50	28.06
8	MCV 1,5/ 8-G-3,81 P26 THR	1707489	50	31.87
9	MCV 1,5/ 9-G-3,81 P26 THR	1707492	50	35.68
10	MCV 1,5/10-G-3,81 P26 THR	1707502	50	39.49
11	MCV 1,5/11-G-3,81 P26 THR	1707515	50	43.3
12	MCV 1,5/12-G-3,81 P26 THR	1707528	50	47.11

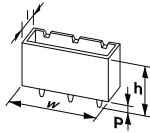


### Technical data

Product Line	COMBICON Connectors S		
Connection system / type of contact	COMBICON MC 1,5 / Pin		
Locking	without		
Electrical parameters			
rated current / nominal cross section	[A] / [mm <sup>2</sup> ]	8 / 1.5	
Surge voltage category/degree of pollution		III/3	II / 2
Rated insulation voltage	[V]	160	250
Rated surge voltage	[kV]	2.5	2.5
General data			
Type of insulation material / insulation material group	LCP / IIIa		
Flammability rating in accordance with UL 94	V0		
Certification data			
Note	More detailed information on the approval data can be found on our website.		

## PCB headers, Pitch: 3.5 mm

MCV 1,5/...-GF-THR, Linear pinning



Dimensions	[mm]
Solder pin length [P]	2.6
Length [l]	6.9
Height [h]	11.8
Installed height	9.2



### Ordering data

No. of pos.	Type	Item No.	Pcs./ Pkt.	Width w [mm]
2	MCV 1,5/ 2-GF-3,5 P26 THR	1779064	100	17.3
3	MCV 1,5/ 3-GF-3,5 P26 THR	1779080	100	20.8
4	MCV 1,5/ 4-GF-3,5 P26 THR	1779103	100	24.3
5	MCV 1,5/ 5-GF-3,5 P26 THR	1779129	50	27.8
6	MCV 1,5/ 6-GF-3,5 P26 THR	1779145	50	31.3
7	MCV 1,5/ 7-GF-3,5 P26 THR	1779161	50	34.8
8	MCV 1,5/ 8-GF-3,5 P26 THR	1779187	50	38.3
9	MCV 1,5/ 9-GF-3,5 P26 THR	1779200	50	41.8
10	MCV 1,5/10-GF-3,5 P26 THR	1779226	50	44.3
11	MCV 1,5/11-GF-3,5 P26 THR	1780118	50	48.8
12	MCV 1,5/12-GF-3,5 P26 THR	1780150	50	52.3

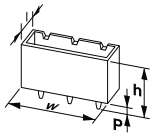


### Technical data

Product Line	COMBICON Connectors S		
Connection system / type of contact	COMBICON MC 1,5 / Pin		
Locking	Threaded flange		
Electrical parameters			
rated current / nominal cross section	[A] / [mm <sup>2</sup> ]	8 / 1.5	
Surge voltage category/degree of pollution		III/3	II / 2
Rated insulation voltage	[V]	160	250
Rated surge voltage	[kV]	2.5	2.5
General data			
Type of insulation material / insulation material group	LCP / IIIa		
Flammability rating in accordance with UL 94	V0		
Certification data			
Note	More detailed information on the approval data can be found on our website.		

PCB headers, Pitch: 3.81 mm

MCV 1,5/...-GF-THR, Linear pinning



Dimensions	[mm]
Solder pin length [P]	2.6
Length [l]	7.25
Height [h]	11.8
Installed height	9.2



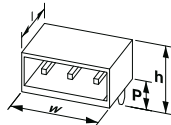
Ordering data

No. of pos.	Type	Item No.	Pcs./ Pkt.	Width w [mm]
2	MCV 1,5/ 2-GF-3,81 P26 THR	1707638	50	18.01
3	MCV 1,5/ 3-GF-3,81 P26 THR	1707641	50	21.82
4	MCV 1,5/ 4-GF-3,81 P26 THR	1707654	50	25.63
5	MCV 1,5/ 5-GF-3,81 P26 THR	1707667	50	29.44
7	MCV 1,5/ 7-GF-3,81 P26 THR	1707683	50	37.06
8	MCV 1,5/ 8-GF-3,81 P26 THR	1707696	50	40.87
9	MCV 1,5/ 9-GF-3,81 P26 THR	1707706	50	44.68
10	MCV 1,5/10-GF-3,81 P26 THR	1707719	50	48.49
11	MCV 1,5/11-GF-3,81 P26 THR	1707722	50	52.3
12	MCV 1,5/12-GF-3,81 P26 THR	1707735	50	56.11

Technical data	
Product Line	COMBICON Connectors S
Connection system / type of contact	COMBICON MC 1,5 / Pin
Locking	Threaded flange
Electrical parameters	
rated current / nominal cross section	[A] / [mm <sup>2</sup> ]
Surge voltage category/degree of pollution	III/3 III / 2 II / 2
Rated insulation voltage	[V]
Rated surge voltage	[kV]
General data	
Type of insulation material / insulation material group	LCP / IIIa
Flammability rating in accordance with UL 94	V0
Certification data	
Note	More detailed information on the approval data can be found on our website.

PCB headers, Pitch: 3.5 mm

MCDN 1,5/...-G1-THR, Linear pinning



Dimensions	[mm]
Solder pin length [P]	1.4
Length [l]	13.3
Height [h]	15.2
Installed height	16



Ordering data

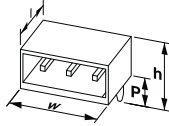
No. of pos.	Type	Item No.	Pcs./ Pkt.	Width w [mm]
2	MCDN 1,5/ 2-G1-3,5 P14THR	1953907	95	8.5
3	MCDN 1,5/ 3-G1-3,5 P14THR	1953923	95	12
4	MCDN 1,5/ 4-G1-3,5 P14THR	1953936	75	15.5
5	MCDN 1,5/ 5-G1-3,5 P14THR	1953949	60	19
6	MCDN 1,5/ 6-G1-3,5 P14THR	1953952	50	22.5
7	MCDN 1,5/ 7-G1-3,5 P14THR	1953965	45	26
8	MCDN 1,5/ 8-G1-3,5 P14THR	1953978	40	29.5
9	MCDN 1,5/ 9-G1-3,5 P14THR	1953981	35	33
10	MCDN 1,5/10-G1-3,5 P14THR	1953994	30	36.5
11	MCDN 1,5/11-G1-3,5 P14THR	1954003	50	40
12	MCDN 1,5/12-G1-3,5 P14THR	1954032	50	43.5
13	MCDN 1,5/13-G1-3,5 P14THR	1954045	50	47
14	MCDN 1,5/14-G1-3,5 P14THR	1954058	40	50.5
15	MCDN 1,5/15-G1-3,5 P14THR	1954061	40	54
16	MCDN 1,5/16-G1-3,5 P14THR	1954074	40	57.5
17	MCDN 1,5/17-G1-3,5 P14THR	1954087	30	61
18	MCDN 1,5/18-G1-3,5 P14THR	1954090	30	64.5
19	MCDN 1,5/19-G1-3,5 P14THR	1954100	30	68
20	MCDN 1,5/20-G1-3,5 P14THR	1954113	30	71.5

Technical data	
Product Line	COMBICON Connectors S
Connection system / type of contact	COMBICON MC 1,5 / Pin
Locking	without
Electrical parameters	
rated current / nominal cross section	[A] / [mm <sup>2</sup> ]
Surge voltage category/degree of pollution	III/3 III / 2 II / 2
Rated insulation voltage	[V]
Rated surge voltage	[kV]
General data	
Type of insulation material / insulation material group	LCP / IIIa
Flammability rating in accordance with UL 94	V0
Certification data	
Note	More detailed information on the approval data can be found on our website.

# COMBICON connectors S up to 1.5 mm<sup>2</sup> (16 AWG)

## PCB headers, Pitch: 3.81 mm

MCDN 1,5/..-G1-THR, Linear pinning



Dimensions	[mm]
Solder pin length [P]	1.4
Length [l]	13.3
Height [h]	16.6
Installed height	15.2



### Ordering data

No. of pos.	Type	Item No.	Pcs./ Pkt.	Width w [mm]
2	MCDN 1,5/ 2-G1-3,81 P14THR	1749337	130	4.9
3	MCDN 1,5/ 3-G1-3,81 P14THR	1749340	90	8.71
4	MCDN 1,5/ 4-G1-3,81 P14THR	1749353	70	16.33
5	MCDN 1,5/ 5-G1-3,81 P14THR	1749366	55	20.14
6	MCDN 1,5/ 6-G1-3,81 P14THR	1749379	50	23.95
7	MCDN 1,5/ 7-G1-3,81 P14THR	1749382	40	27.76
8	MCDN 1,5/ 8-G1-3,81 P14THR	1749395	35	31.57
9	MCDN 1,5/ 9-G1-3,81 P14THR	1749405	30	35.38
10	MCDN 1,5/10-G1-3,81 P14THR	1749418	30	39.19
11	MCDN 1,5/11-G1-3,81 P14THR	1749421	50	43
12	MCDN 1,5/12-G1-3,81 P14THR	1749434	50	46.81
13	MCDN 1,5/13-G1-3,81 P14THR	1749447	40	50.62
14	MCDN 1,5/14-G1-3,81 P14THR	1749450	50	54.43
15	MCDN 1,5/15-G1-3,81 P14THR	1749463	50	58.24
16	MCDN 1,5/16-G1-3,81 P14THR	1749476	30	62.05
17	MCDN 1,5/17-G1-3,81 P14THR	1749489	30	65.86
18	MCDN 1,5/18-G1-3,81 P14THR	1749492	30	69.67
19	MCDN 1,5/19-G1-3,81 P14THR	1749502	30	73.48
20	MCDN 1,5/20-G1-3,81 P14THR	1749515	50	77.29

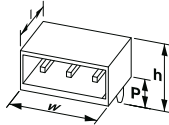


### Technical data

Product Line	COMBICON Connectors S		
Connection system / type of contact	COMBICON MC 1,5 / Pin		
Locking	without		
Electrical parameters			
rated current / nominal cross section	[A] / [mm <sup>2</sup> ]	8 / 1.5	
Surge voltage category/degree of pollution		III/3	II / 2
Rated insulation voltage	[V]	160	250
Rated surge voltage	[kV]	2.5	2.5
General data			
Type of insulation material / insulation material group	LCP / IIIa		
Flammability rating in accordance with UL 94	V0		

## PCB headers, Pitch: 3.5 mm

MCDN 1,5/..-G1-RN-THR, Linear pinning




Dimensions	[mm]
Solder pin length [P]	1.4
Length [l]	13.3
Height [h]	16.6
Installed height	15.2



### Ordering data

No. of pos.	Type	Item No.	Pcs./ Pkt.	Width w [mm]
2	MCDN 1,5/ 2-G1-3,5 RNP14THR	1953208	50	10.7
3	MCDN 1,5/ 3-G1-3,5 RNP14THR	1953211	80	14.2
4	MCDN 1,5/ 4-G1-3,5 RNP14THR	1953224	65	17.7
5	MCDN 1,5/ 5-G1-3,5 RNP14THR	1953237	55	21.2
6	MCDN 1,5/ 6-G1-3,5 RNP14THR	1953240	45	24.7
7	MCDN 1,5/ 7-G1-3,5 RNP14THR	1953253	40	28.2
8	MCDN 1,5/ 8-G1-3,5 RNP14THR	1953266	35	31.7
9	MCDN 1,5/ 9-G1-3,5 RNP14THR	1953279	30	35.2
10	MCDN 1,5/10-G1-3,5 RNP14THR	1953282	30	38.7
11	MCDN 1,5/11-G1-3,5 RNP14THR	1953295	50	42.2
12	MCDN 1,5/12-G1-3,5 RNP14THR	1953305	50	45.7
13	MCDN 1,5/13-G1-3,5 RNP14THR	1953318	40	49.2
14	MCDN 1,5/14-G1-3,5 RNP14THR	1953321	40	52.7
15	MCDN 1,5/15-G1-3,5 RNP14THR	1953334	40	56.2
16	MCDN 1,5/16-G1-3,5 RNP14THR	1953350	40	59.7
17	MCDN 1,5/17-G1-3,5 RNP14THR	1953363	30	63.2
18	MCDN 1,5/18-G1-3,5 RNP14THR	1953376	30	66.7
19	MCDN 1,5/19-G1-3,5 RNP14THR	1953389	30	70.2
20	MCDN 1,5/20-G1-3,5 RNP14THR	1953392	50	73.7

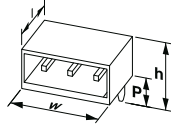


### Technical data

Product Line	COMBICON Connectors S		
Connection system / type of contact	COMBICON MC 1,5 / Pin		
Locking	Engagement nose		
Electrical parameters			
rated current / nominal cross section	[A] / [mm <sup>2</sup> ]	8 / 1.5	
Surge voltage category/degree of pollution		III/3	II / 2
Rated insulation voltage	[V]	160	250
Rated surge voltage	[kV]	2.5	2.5
General data			
Type of insulation material / insulation material group	LCP / IIIa		
Flammability rating in accordance with UL 94	V0		

PCB headers, Pitch: 3.5 mm

MCDN 1,5/...-G1-THR, Linear pinning



Dimensions	[mm]
Solder pin length [P]	2.6
Length [l]	13.3
Height [h]	17.8
Installed height	15.2



Ordering data

No. of pos.	Type	Item No.	Pcs./ Pkt.	Width w [mm]
2	MCDN 1,5/ 2-G1-3,5 P26THR	1953716	135	8.4
3	MCDN 1,5/ 3-G1-3,5 P26THR	1953729	95	11.9
4	MCDN 1,5/ 4-G1-3,5 P26THR	1953732	75	15.4
5	MCDN 1,5/ 5-G1-3,5 P26THR	1953745	60	18.9
6	MCDN 1,5/ 6-G1-3,5 P26THR	1953758	50	22.4
7	MCDN 1,5/ 7-G1-3,5 P26THR	1953761	45	25.9
8	MCDN 1,5/ 8-G1-3,5 P26THR	1953774	40	29.4
9	MCDN 1,5/ 9-G1-3,5 P26THR	1953787	35	32.9
10	MCDN 1,5/10-G1-3,5 P26THR	1953790	30	36.5
11	MCDN 1,5/11-G1-3,5 P26THR	1953800	50	40
12	MCDN 1,5/12-G1-3,5 P26THR	1953813	50	43.5
13	MCDN 1,5/13-G1-3,5 P26THR	1953826	50	47
14	MCDN 1,5/14-G1-3,5 P26THR	1953839	40	50.5
15	MCDN 1,5/15-G1-3,5 P26THR	1953842	40	54
16	MCDN 1,5/16-G1-3,5 P26THR	1953855	40	57.5
17	MCDN 1,5/17-G1-3,5 P26THR	1953868	30	61
18	MCDN 1,5/18-G1-3,5 P26THR	1953871	30	64.5
19	MCDN 1,5/19-G1-3,5 P26THR	1953884	30	68
20	MCDN 1,5/20-G1-3,5 P26THR	1953897	30	71.5

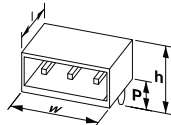


Technical data

Product Line	COMBICON Connectors S		
Connection system / type of contact	COMBICON MC 1,5 / Pin		
Locking	without		
Electrical parameters			
rated current / nominal cross section	[A] / [mm <sup>2</sup> ]	8 / 1.5	
Surge voltage category/degree of pollution		III/3	II / 2
Rated insulation voltage	[V]	160	160 250
Rated surge voltage	[kV]	2.5	2.5 2.5
General data			
Type of insulation material / insulation material group	LCP / IIIa		
Flammability rating in accordance with UL 94	V0		
Certification data			
Note	More detailed information on the approval data can be found on our website.		

PCB headers, Pitch: 3.81 mm

MCDN 1,5/...-G1-THR, Linear pinning




Dimensions	[mm]
Solder pin length [P]	2.6
Length [l]	13.3
Height [h]	17.8
Installed height	15.2



Ordering data

No. of pos.	Type	Item No.	Pcs./ Pkt.	Width w [mm]
2	MCDN 1,5/ 2-G1-3,81 P26THR	1749528	130	8.71
3	MCDN 1,5/ 3-G1-3,81 P26THR	1749531	90	12.52
4	MCDN 1,5/ 4-G1-3,81 P26THR	1749544	70	16.33
5	MCDN 1,5/ 5-G1-3,81 P26THR	1749557	55	20.14
6	MCDN 1,5/ 6-G1-3,81 P26THR	1749560	45	23.95
7	MCDN 1,5/ 7-G1-3,81 P26THR	1749573	40	27.76
8	MCDN 1,5/ 8-G1-3,81 P26THR	1749586	35	31.57
9	MCDN 1,5/ 9-G1-3,81 P26THR	1749599	30	35.38
10	MCDN 1,5/10-G1-3,81 P26THR	1749609	30	39.19
11	MCDN 1,5/11-G1-3,81 P26THR	1749612	50	43
12	MCDN 1,5/12-G1-3,81 P26THR	1749625	50	46.81
13	MCDN 1,5/13-G1-3,81 P26THR	1749638	50	50.62
14	MCDN 1,5/14-G1-3,81 P26THR	1749641	40	54.43
15	MCDN 1,5/15-G1-3,81 P26THR	1749654	50	58.24
16	MCDN 1,5/16-G1-3,81 P26THR	1749667	30	62.05
17	MCDN 1,5/17-G1-3,81 P26THR	1749670	30	65.86
18	MCDN 1,5/18-G1-3,81 P26THR	1749683	30	69.67
19	MCDN 1,5/19-G1-3,81 P26THR	1749696	50	73.48
20	MCDN 1,5/20-G1-3,81 P26THR	1749706	30	77.29



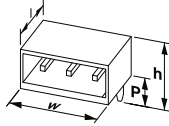
Technical data

Product Line	COMBICON Connectors S		
Connection system / type of contact	COMBICON MC 1,5 / Pin		
Locking	without		
Electrical parameters			
rated current / nominal cross section	[A] / [mm <sup>2</sup> ]	8 / 1.5	
Surge voltage category/degree of pollution		III/3	II / 2
Rated insulation voltage	[V]	160	160 250
Rated surge voltage	[kV]	2.5	2.5 2.5
General data			
Type of insulation material / insulation material group	LCP / IIIa		
Flammability rating in accordance with UL 94	V0		
Certification data			
Note	More detailed information on the approval data can be found on our website.		

# COMBICON connectors S up to 1.5 mm<sup>2</sup> (16 AWG)

## PCB headers, Pitch: 3.5 mm

MCDN 1,5/..-G1-RN-THR, Linear pinning



Dimensions	[mm]
Solder pin length [P]	2.6
Length [l]	13.3
Height [h]	17.8
Installed height	15.2



### Ordering data

No. of pos.	Type	Item No.	Pcs./ Pkt.	Width w [mm]
2	MCDN 1,5/ 2-G1-3,5 RNP26THR	1953402	105	10.7
3	MCDN 1,5/ 3-G1-3,5 RNP26THR	1953415	80	14.2
4	MCDN 1,5/ 4-G1-3,5 RNP26THR	1953428	65	17.7
5	MCDN 1,5/ 5-G1-3,5 RNP26THR	1953554	55	21.2
6	MCDN 1,5/ 6-G1-3,5 RNP26THR	1953567	45	24.7
7	MCDN 1,5/ 7-G1-3,5 RNP26THR	1953570	40	28.2
8	MCDN 1,5/ 8-G1-3,5 RNP26THR	1953583	35	31.7
9	MCDN 1,5/ 9-G1-3,5 RNP26THR	1953596	30	35.2
10	MCDN 1,5/10-G1-3,5 RNP26THR	1953606	30	38.7
11	MCDN 1,5/11-G1-3,5 RNP26THR	1953619	50	42.2
12	MCDN 1,5/12-G1-3,5 RNP26THR	1953622	50	45.7
13	MCDN 1,5/13-G1-3,5 RNP26THR	1953635	40	49.2
14	MCDN 1,5/14-G1-3,5 RNP26THR	1953648	40	52.7
15	MCDN 1,5/15-G1-3,5 RNP26THR	1953651	40	56.2
16	MCDN 1,5/16-G1-3,5 RNP26THR	1953664	40	59.7
17	MCDN 1,5/17-G1-3,5 RNP26THR	1953677	30	63.2
18	MCDN 1,5/18-G1-3,5 RNP26THR	1953680	30	66.7
19	MCDN 1,5/19-G1-3,5 RNP26THR	1953693	30	70.2
20	MCDN 1,5/20-G1-3,5 RNP26THR	1953703	30	73.7

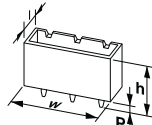


### Technical data

Product Line	COMBICON Connectors S		
Connection system / type of contact	COMBICON MC 1,5 / Pin		
Locking	Threaded flange		
Electrical parameters			
rated current / nominal cross section	[A] / [mm <sup>2</sup> ]	8 / 1.5	
Surge voltage category/degree of pollution		III/3	II / 2
Rated insulation voltage	[V]	160	250
Rated surge voltage	[kV]	2.5	2.5
General data			
Type of insulation material / insulation material group	LCP / IIIa		
Flammability rating in accordance with UL 94	V0		
Certification data			
Note	More detailed information on the approval data can be found on our website.		

## PCB headers, Pitch: 3.5 mm

MCDNV 1,5/..-G1-THR, Linear pinning



Dimensions	[mm]
Solder pin length [P]	1.4
Length [l]	15.2
Height [h]	14.7
Installed height	13.3



### Ordering data

No. of pos.	Type	Item No.	Pcs./ Pkt.	Width w [mm]
2	MCDNV 1,5/ 2-G1-3,5 P14THR	1952979	135	8.5
3	MCDNV 1,5/ 3-G1-3,5 P14THR	1952982	95	12
4	MCDNV 1,5/ 4-G1-3,5 P14THR	1952995	75	15.5
5	MCDNV 1,5/ 5-G1-3,5 P14THR	1953004	60	19
6	MCDNV 1,5/ 6-G1-3,5 P14THR	1953046	50	22.5
7	MCDNV 1,5/ 7-G1-3,5 P14THR	1953059	45	26
8	MCDNV 1,5/ 8-G1-3,5 P14THR	1953062	40	29.5
9	MCDNV 1,5/ 9-G1-3,5 P14THR	1953075	35	33
10	MCDNV 1,5/10-G1-3,5 P14THR	1953088	30	36.5
11	MCDNV 1,5/11-G1-3,5 P14THR	1953101	30	40
12	MCDNV 1,5/12-G1-3,5 P14THR	1953114	50	43.5
13	MCDNV 1,5/13-G1-3,5 P14THR	1953127	50	47
14	MCDNV 1,5/14-G1-3,5 P14THR	1953130	40	50.5
15	MCDNV 1,5/15-G1-3,5 P14THR	1953143	40	54
16	MCDNV 1,5/16-G1-3,5 P14THR	1953156	40	57.5
17	MCDNV 1,5/17-G1-3,5 P14THR	1953169	30	61
18	MCDNV 1,5/18-G1-3,5 P14THR	1953172	30	64.5
19	MCDNV 1,5/19-G1-3,5 P14THR	1953185	30	68
20	MCDNV 1,5/20-G1-3,5 P14THR	1953198	50	71.5



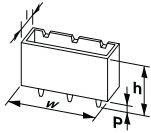
### Technical data

Product Line	COMBICON Connectors S		
Connection system / type of contact	COMBICON MC 1,5 / Pin		
Locking	without		
Electrical parameters			
rated current / nominal cross section	[A] / [mm <sup>2</sup> ]	8 / 1.5	
Surge voltage category/degree of pollution		III/3	II / 2
Rated insulation voltage	[V]	160	250
Rated surge voltage	[kV]	2.5	2.5
General data			
Type of insulation material / insulation material group	LCP / IIIa		
Flammability rating in accordance with UL 94	V0		
Certification data			
Note	More detailed information on the approval data can be found on our website.		



PCB headers, Pitch: 3.81 mm

MCDNV 1,5/...-G1-THR, Linear pinning



Dimensions	[mm]
Solder pin length [P]	1.4
Length [l]	15.2
Height [h]	14.7
Installed height	13.3



Ordering data

No. of pos.	Type	Item No.	Pcs./ Pkt.	Width w [mm]
2	MCDNV 1,5/ 2-G1-3,81 P14THR	1750106	130	8.71
3	MCDNV 1,5/ 3-G1-3,81 P14THR	1750119	90	12.52
4	MCDNV 1,5/ 4-G1-3,81 P14THR	1750122	70	16.33
5	MCDNV 1,5/ 5-G1-3,81 P14THR	1750135	55	20.14
6	MCDNV 1,5/ 6-G1-3,81 P14THR	1750148	45	23.95
7	MCDNV 1,5/ 7-G1-3,81 P14THR	1750151	40	27.76
8	MCDNV 1,5/ 8-G1-3,81 P14THR	1750164	35	31.57
9	MCDNV 1,5/ 9-G1-3,81 P14THR	1750177	30	35.38
10	MCDNV 1,5/10-G1-3,81 P14THR	1750180	30	39.19
11	MCDNV 1,5/11-G1-3,81 P14THR	1750193	50	43
12	MCDNV 1,5/12-G1-3,81 P14THR	1750203	50	46.81
13	MCDNV 1,5/13-G1-3,81 P14THR	1750216	40	50.62
14	MCDNV 1,5/14-G1-3,81 P14THR	1750229	40	54.43
15	MCDNV 1,5/15-G1-3,81 P14THR	1750232	40	58.24
16	MCDNV 1,5/16-G1-3,81 P14THR	1750245	30	62.05
17	MCDNV 1,5/17-G1-3,81 P14THR	1750258	30	65.86
18	MCDNV 1,5/18-G1-3,81 P14THR	1750261	30	69.67
19	MCDNV 1,5/19-G1-3,81 P14THR	1750274	30	73.48
20	MCDNV 1,5/20-G1-3,81 P14THR	1750287	30	77.29

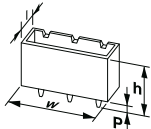


Technical data

Product Line	COMBICON Connectors S		
Connection system / type of contact	COMBICON MC 1,5 / Pin		
Locking	without		
Electrical parameters			
rated current / nominal cross section	[A] / [mm <sup>2</sup> ]	8 / 1.5	
Surge voltage category/degree of pollution		III/3	II / 2
Rated insulation voltage	[V]	160	250
Rated surge voltage	[kV]	2.5	2.5
General data			
Type of insulation material / insulation material group	LCP / IIIa		
Flammability rating in accordance with UL 94	V0		
Certification data			
Note	More detailed information on the approval data can be found on our website.		

PCB headers, Pitch: 3.5 mm

MCDNV 1,5/...-G1-RN-THR, Linear pinning



Dimensions	[mm]
Solder pin length [P]	1.4
Length [l]	15.2
Height [h]	14.7
Installed height	13.3



Ordering data

No. of pos.	Type	Item No.	Pcs./ Pkt.	Width w [mm]
2	MCDNV 1,5/ 2-G1-3,5 RNP14THR	1952500	105	10.7
3	MCDNV 1,5/ 3-G1-3,5 RNP14THR	1952513	80	14.2
4	MCDNV 1,5/ 4-G1-3,5 RNP14THR	1952526	65	17.7
5	MCDNV 1,5/ 5-G1-3,5 RNP14THR	1952539	55	21.2
6	MCDNV 1,5/ 6-G1-3,5 RNP14THR	1952542	45	24.7
7	MCDNV 1,5/ 7-G1-3,5 RNP14THR	1952555	40	28.2
8	MCDNV 1,5/ 8-G1-3,5 RNP14THR	1952568	35	31.7
9	MCDNV 1,5/ 9-G1-3,5 RNP14THR	1952571	30	35.2
10	MCDNV 1,5/10-G1-3,5 RNP14THR	1952584	30	38.7
11	MCDNV 1,5/11-G1-3,5 RNP14THR	1952597	50	42.2
12	MCDNV 1,5/12-G1-3,5 RNP14THR	1952607	50	45.7
13	MCDNV 1,5/13-G1-3,5 RNP14THR	1952610	40	49.2
14	MCDNV 1,5/14-G1-3,5 RNP14THR	1952623	40	52.7
15	MCDNV 1,5/15-G1-3,5 RNP14THR	1952636	40	56.2
16	MCDNV 1,5/16-G1-3,5 RNP14THR	1952649	40	59.7
17	MCDNV 1,5/17-G1-3,5 RNP14THR	1952652	30	63.2
18	MCDNV 1,5/18-G1-3,5 RNP14THR	1952665	30	66.7
19	MCDNV 1,5/19-G1-3,5 RNP14THR	1952678	30	70.2
20	MCDNV 1,5/20-G1-3,5 RNP14THR	1952681	30	73.7



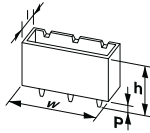
Technical data

Product Line	COMBICON Connectors S		
Connection system / type of contact	COMBICON MC 1,5 / Pin		
Locking	Engagement nose		
Electrical parameters			
rated current / nominal cross section	[A] / [mm <sup>2</sup> ]	8 / 1.5	
Surge voltage category/degree of pollution		III/3	II / 2
Rated insulation voltage	[V]	160	250
Rated surge voltage	[kV]	2.5	2.5
General data			
Type of insulation material / insulation material group	LCP / IIIa		
Flammability rating in accordance with UL 94	V0		
Certification data			
Note	More detailed information on the approval data can be found on our website.		

# COMBICON connectors S up to 1.5 mm<sup>2</sup> (16 AWG)

## PCB headers, Pitch: 3.5 mm

MCDNV 1,5/...-G1-THR, Linear pinning



Dimensions	[mm]
Solder pin length [P]	2.6
Length [l]	15.2
Height [h]	16.1
Installed height	13.5



### Ordering data

No. of pos.	Type	Item No.	Pcs./ Pkt.	Width w [mm]
2	MCDNV 1,5/ 2-G1-3,5 P26THR	1952788	135	8.5
3	MCDNV 1,5/ 3-G1-3,5 P26THR	1952791	95	12
4	MCDNV 1,5/ 4-G1-3,5 P26THR	1952801	75	15.5
5	MCDNV 1,5/ 5-G1-3,5 P26THR	1952814	60	19
6	MCDNV 1,5/ 6-G1-3,5 P26THR	1952827	50	22.5
7	MCDNV 1,5/ 7-G1-3,5 P26THR	1952830	45	26
8	MCDNV 1,5/ 8-G1-3,5 P26THR	1952843	40	29.5
9	MCDNV 1,5/ 9-G1-3,5 P26THR	1952856	35	33
10	MCDNV 1,5/10-G1-3,5 P26THR	1952869	30	36.5
11	MCDNV 1,5/11-G1-3,5 P26THR	1952872	30	40
12	MCDNV 1,5/12-G1-3,5 P26THR	1952885	50	43.5
13	MCDNV 1,5/13-G1-3,5 P26THR	1952898	50	47
14	MCDNV 1,5/14-G1-3,5 P26THR	1952908	40	50.5
15	MCDNV 1,5/15-G1-3,5 P26THR	1952911	40	54
16	MCDNV 1,5/16-G1-3,5 P26THR	1952924	40	57.5
17	MCDNV 1,5/17-G1-3,5 P26THR	1952937	30	61
18	MCDNV 1,5/18-G1-3,5 P26THR	1952940	30	64.5
19	MCDNV 1,5/19-G1-3,5 P26THR	1952953	30	68
20	MCDNV 1,5/20-G1-3,5 P26THR	1952966	30	71.5

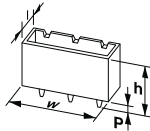


### Technical data

Product Line	COMBICON Connectors S		
Connection system / type of contact	COMBICON MC 1,5 / Pin		
Locking	without		
Electrical parameters			
rated current / nominal cross section	[A] / [mm <sup>2</sup> ]	8 / 1.5	
Surge voltage category/degree of pollution		III/3	II / 2
Rated insulation voltage	[V]	160	250
Rated surge voltage	[kV]	2.5	2.5
General data			
Type of insulation material / insulation material group	LCP / IIIa		
Flammability rating in accordance with UL 94	V0		
Certification data			
Note	More detailed information on the approval data can be found on our website.		

## PCB headers, Pitch: 3.81 mm

MCDNV 1,5/...-G1-THR, Linear pinning



Dimensions	[mm]
Solder pin length [P]	2.6
Length [l]	15.2
Height [h]	15.9
Installed height	13.3



### Ordering data

No. of pos.	Type	Item No.	Pcs./ Pkt.	Width w [mm]
2	MCDNV 1,5/ 2-G1-3,81 P26THR	1750290	130	8.71
3	MCDNV 1,5/ 3-G1-3,81 P26THR	1750300	90	12.52
4	MCDNV 1,5/ 4-G1-3,81 P26THR	1750313	70	16.33
5	MCDNV 1,5/ 5-G1-3,81 P26THR	1750326	55	20.14
6	MCDNV 1,5/ 6-G1-3,81 P26THR	1750339	45	23.95
7	MCDNV 1,5/ 7-G1-3,81 P26THR	1750342	40	27.76
8	MCDNV 1,5/ 8-G1-3,81 P26THR	1750355	35	31.57
9	MCDNV 1,5/ 9-G1-3,81 P26THR	1750368	30	35.38
10	MCDNV 1,5/10-G1-3,81 P26THR	1750371	30	39.19
11	MCDNV 1,5/11-G1-3,81 P26THR	1750384	50	43
12	MCDNV 1,5/12-G1-3,81 P26THR	1750397	50	46.81
13	MCDNV 1,5/13-G1-3,81 P26THR	1750407	40	50.62
14	MCDNV 1,5/14-G1-3,81 P26THR	1750410	40	54.43
15	MCDNV 1,5/15-G1-3,81 P26THR	1750423	40	58.24
16	MCDNV 1,5/16-G1-3,81 P26THR	1750436	30	62.05
17	MCDNV 1,5/17-G1-3,81 P26THR	1750449	30	65.86
18	MCDNV 1,5/18-G1-3,81 P26THR	1750452	30	69.67
19	MCDNV 1,5/19-G1-3,81 P26THR	1750465	30	73.48
20	MCDNV 1,5/20-G1-3,81 P26THR	1750478	30	77.29

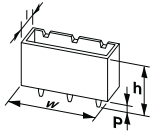


### Technical data

Product Line	COMBICON Connectors S		
Connection system / type of contact	COMBICON MC 1,5 / Pin		
Locking	without		
Electrical parameters			
rated current / nominal cross section	[A] / [mm <sup>2</sup> ]	8 / 1.5	
Surge voltage category/degree of pollution		III/3	II / 2
Rated insulation voltage	[V]	160	250
Rated surge voltage	[kV]	2.5	2.5
General data			
Type of insulation material / insulation material group	LCP / IIIa		
Flammability rating in accordance with UL 94	V0		
Certification data			
Note	More detailed information on the approval data can be found on our website.		

PCB headers, Pitch: 3.5 mm

MCDNV 1,5/...-G1-RN-THR, Linear pinning



Dimensions	[mm]
Solder pin length [P]	2.6
Length [l]	15.2
Height [h]	15.9
Installed height	13.3



Ordering data

No. of pos.	Type	Item No.	Pcs./ Pkt.	Width w [mm]
2	MCDNV 1,5/ 2-G1-3,5 RNP26THR	1952458	105	10.7
3	MCDNV 1,5/ 3-G1-3,5 RNP26THR	1952461	80	14.2
4	MCDNV 1,5/ 4-G1-3,5 RNP26THR	1952474	65	17.7
5	MCDNV 1,5/ 5-G1-3,5 RNP26THR	1952487	55	21.2
6	MCDNV 1,5/ 6-G1-3,5 RNP26THR	1952490	45	24.7
7	MCDNV 1,5/ 7-G1-3,5 RNP26THR	1952212	40	28.2
8	MCDNV 1,5/ 8-G1-3,5 RNP26THR	1952225	35	31.7
9	MCDNV 1,5/ 9-G1-3,5 RNP26THR	1952238	30	35.2
10	MCDNV 1,5/10-G1-3,5 RNP26THR	1952241	30	38.7
11	MCDNV 1,5/11-G1-3,5 RNP26THR	1952254	50	42.2
12	MCDNV 1,5/12-G1-3,5 RNP26THR	1952694	50	45.7
13	MCDNV 1,5/13-G1-3,5 RNP26THR	1952704	40	49.2
14	MCDNV 1,5/14-G1-3,5 RNP26THR	1952717	40	52.7
15	MCDNV 1,5/15-G1-3,5 RNP26THR	1952720	40	56.2
16	MCDNV 1,5/16-G1-3,5 RNP26THR	1952733	40	59.7
17	MCDNV 1,5/17-G1-3,5 RNP26THR	1952746	30	63.2
18	MCDNV 1,5/18-G1-3,5 RNP26THR	1952759	30	66.7
19	MCDNV 1,5/19-G1-3,5 RNP26THR	1952762	30	70.2
20	MCDNV 1,5/20-G1-3,5 RNP26THR	1952775	30	73.7

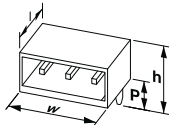


Technical data

Product Line	COMBICON Connectors S		
Connection system / type of contact	COMBICON MC 1,5 / Pin		
Locking	Engagement nose		
Electrical parameters			
rated current / nominal cross section	[A] / [mm <sup>2</sup> ]	8 / 1.5	
Surge voltage category/degree of pollution		III/3	II / 2
Rated insulation voltage	[V]	160	250
Rated surge voltage	[kV]	2.5	2.5
General data			
Type of insulation material / insulation material group	LCP / IIIa		
Flammability rating in accordance with UL 94	V0		
Certification data			
Note	More detailed information on the approval data can be found on our website.		

PCB headers, Pitch: 3.5 mm

IMC 1,5/...-G-THR, Linear pinning



Dimensions	[mm]
Solder pin length [P]	2
Length [l]	14.5
Height [h]	8.3
Installed height	6.3



Ordering data

No. of pos.	Type	Item No.	Pcs./ Pkt.	Width w [mm]
2	IMC 1,5/ 2-G-3,5 P20 THR	1830414	50	7.8
3	IMC 1,5/ 3-G-3,5 P20 THR	1830427	50	11.3
4	IMC 1,5/ 4-G-3,5 P20 THR	1830430	50	14.8
5	IMC 1,5/ 5-G-3,5 P20 THR	1830443	50	18.3
6	IMC 1,5/ 6-G-3,5 P20 THR	1830456	50	21.8
7	IMC 1,5/ 7-G-3,5 P20 THR	1830469	50	25.3
8	IMC 1,5/ 8-G-3,5 P20 THR	1830472	50	28.8
9	IMC 1,5/ 9-G-3,5 P20 THR	1830485	50	32.3
10	IMC 1,5/10-G-3,5 P20 THR	1830498	50	35.8
11	IMC 1,5/11-G-3,5 P20 THR	1830508	50	39.3
12	IMC 1,5/12-G-3,5 P20 THR	1830511	50	42.8



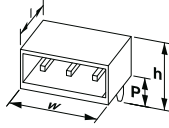
Technical data

Product Line	COMBICON Connectors S		
Connection system / type of contact	COMBICON MC 1,5 / Socket		
Locking	without		
Electrical parameters			
rated current / nominal cross section	[A] / [mm <sup>2</sup> ]	8 / 1.5	
Surge voltage category/degree of pollution		III/3	II / 2
Rated insulation voltage	[V]	160	320
Rated surge voltage	[kV]	2.5	2.5
General data			
Type of insulation material / insulation material group	LCP / IIIa		
Flammability rating in accordance with UL 94	V0		
Certification data			
Note	More detailed information on the approval data can be found on our website.		

# COMBICON connectors S up to 1.5 mm<sup>2</sup> (16 AWG)

## PCB headers, Pitch: 3.5 mm

IMC 1,5/..-G-RN-THR, Linear pinning



Dimensions	[mm]
Solder pin length [P]	2
Length [l]	14.5
Height [h]	8.3
Installed height	6.3



### Ordering data

No. of pos.	Type	Item No.	Pcs./ Pkt.	Width w [mm]
2	IMC 1,5/ 2-G-3,5 RN P20 THR	1830566	50	7.8
3	IMC 1,5/ 3-G-3,5 RN P20 THR	1830579	50	11.3
4	IMC 1,5/ 4-G-3,5 RN P20 THR	1830582	50	14.8
5	IMC 1,5/ 5-G-3,5 RN P20 THR	1830595	50	18.3
6	IMC 1,5/ 6-G-3,5 RN P20 THR	1830605	50	21.8
7	IMC 1,5/ 7-G-3,5 RN P20 THR	1830618	50	25.3
8	IMC 1,5/ 8-G-3,5 RN P20 THR	1830621	50	28.8
9	IMC 1,5/ 9-G-3,5 RN P20 THR	1830634	50	32.3
10	IMC 1,5/10-G-3,5 RN P20 THR	1830647	50	35.8
11	IMC 1,5/11-G-3,5 RN P20 THR	1830650	50	39.3
12	IMC 1,5/12-G-3,5 RN P20 THR	1830663	50	42.8

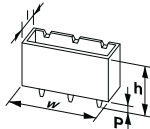


### Technical data

Product Line	COMBICON Connectors S		
Connection system / type of contact	COMBICON MC 1,5 / Socket		
Locking	Engagement nose		
Electrical parameters			
rated current / nominal cross section	[A] / [mm <sup>2</sup> ]	8 / 1.5	
Surge voltage category/degree of pollution		III/3	II / 2
Rated insulation voltage	[V]	160	320
Rated surge voltage	[kV]	2.5	2.5
General data			
Type of insulation material / insulation material group	LCP / IIIa		
Flammability rating in accordance with UL 94	V0		
Certification data			
Note	More detailed information on the approval data can be found on our website.		

## PCB headers, Pitch: 3.5 mm

IMCV 1,5/..-G-THR, Linear pinning



Dimensions	[mm]
Solder pin length [P]	1.9
Length [l]	6.3
Height [h]	16.35
Installed height	14.45



### Ordering data

No. of pos.	Type	Item No.	Pcs./ Pkt.	Width w [mm]
2	IMCV 1,5/ 2-G-3,5 P20 THR	1830715	50	7.8
3	IMCV 1,5/ 3-G-3,5 P20 THR	1830728	50	11.3
4	IMCV 1,5/ 4-G-3,5 P20 THR	1830731	50	14.8
5	IMCV 1,5/ 5-G-3,5 P20 THR	1830744	50	18.3
6	IMCV 1,5/ 6-G-3,5 P20 THR	1830757	50	21.8
7	IMCV 1,5/ 7-G-3,5 P20 THR	1830760	50	25.3
8	IMCV 1,5/ 8-G-3,5 P20 THR	1830773	50	28.8
9	IMCV 1,5/ 9-G-3,5 P20 THR	1830786	50	32.3
10	IMCV 1,5/10-G-3,5 P20 THR	1830799	50	35.8
11	IMCV 1,5/11-G-3,5 P20 THR	1830809	50	39.3
12	IMCV 1,5/12-G-3,5 P20 THR	1830812	50	42.8

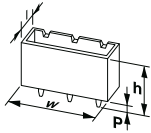


### Technical data

Product Line	COMBICON Connectors S		
Connection system / type of contact	COMBICON MC 1,5 / Socket		
Locking	without		
Electrical parameters			
rated current / nominal cross section	[A] / [mm <sup>2</sup> ]	8 / 1.5	
Surge voltage category/degree of pollution		III/3	II / 2
Rated insulation voltage	[V]	160	320
Rated surge voltage	[kV]	2.5	2.5
General data			
Type of insulation material / insulation material group	LCP / IIIa		
Flammability rating in accordance with UL 94	V0		
Certification data			
Note	More detailed information on the approval data can be found on our website.		

PCB headers, Pitch: 3.5 mm

IMCV 1,5/...-G-RN-THR, Linear pinning



Dimensions	[mm]
Solder pin length [P]	1.9
Length [l]	6.3
Height [h]	16.35
Installed height	14.45



Ordering data

No. of pos.	Type	Item No.	Pcs./ Pkt.	Width w [mm]
2	IMCV 1,5/ 2-G-3,5 RN P20 THR	1830867	50	7.8
3	IMCV 1,5/ 3-G-3,5 RN P20 THR	1830870	50	11.3
4	IMCV 1,5/ 4-G-3,5 RN P20 THR	1830883	50	14.8
5	IMCV 1,5/ 5-G-3,5 RN P20 THR	1830896	50	18.3
6	IMCV 1,5/ 6-G-3,5 RN P20 THR	1830906	50	21.8
7	IMCV 1,5/ 7-G-3,5 RN P20 THR	1830919	50	25.3
8	IMCV 1,5/ 8-G-3,5 RN P20 THR	1830922	50	28.8
9	IMCV 1,5/ 9-G-3,5 RN P20 THR	1830935	50	32.3
10	IMCV 1,5/10-G-3,5 RN P20 THR	1830948	50	35.8
11	IMCV 1,5/11-G-3,5 RN P20 THR	1830951	50	39.3
12	IMCV 1,5/12-G-3,5 RN P20 THR	1830964	50	42.8

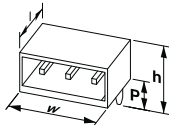


Technical data

Product Line	COMBICON Connectors S		
Connection system / type of contact	COMBICON MC 1,5 / Socket		
Locking	Engagement nose		
Electrical parameters			
rated current / nominal cross section	[A] / [mm <sup>2</sup> ]	8 / 1.5	
Surge voltage category/degree of pollution		III/3	II / 2
Rated insulation voltage	[V]	160	320
Rated surge voltage	[kV]	2.5	2.5
General data			
Type of insulation material / insulation material group	LCP / IIIa		
Flammability rating in accordance with UL 94	V0		
Certification data			
Note	More detailed information on the approval data can be found on our website.		

PCB headers, Pitch: 3.5 mm

MC 1,5/...-G, Linear pinning




Dimensions	[mm]
Solder pin length [P]	3.4
Length [l]	9.2
Height [h]	10.65
Installed height	7.25



Ordering data

No. of pos.	Type	Item No.	Pcs./ Pkt.	Width w [mm]
2	MC 1,5/ 2-G-3,5	1844210	250	8.4
3	MC 1,5/ 3-G-3,5	1844223	250	11.9
4	MC 1,5/ 4-G-3,5	1844236	250	15.4
5	MC 1,5/ 5-G-3,5	1844249	250	18.9
6	MC 1,5/ 6-G-3,5	1844252	100	22.4
7	MC 1,5/ 7-G-3,5	1844265	100	25.9
8	MC 1,5/ 8-G-3,5	1844278	100	29.4
9	MC 1,5/ 9-G-3,5	1844281	100	32.9
10	MC 1,5/10-G-3,5	1844294	100	36.4
11	MC 1,5/11-G-3,5	1844304	50	39.9
12	MC 1,5/12-G-3,5	1844317	50	43.4
13	MC 1,5/13-G-3,5	1844320	50	46.9
14	MC 1,5/14-G-3,5	1844333	50	50.4
15	MC 1,5/15-G-3,5	1844346	50	53.9
16	MC 1,5/16-G-3,5	1844359	50	57.4
17	MC 1,5/17-G-3,5	1844362	50	60.9
18	MC 1,5/18-G-3,5	1844375	50	64.4
19	MC 1,5/19-G-3,5	1844388	50	67.9
20	MC 1,5/20-G-3,5	1844391	50	71.4



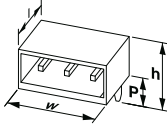
Technical data

Product Line	COMBICON Connectors S		
Connection system / type of contact	COMBICON MC 1,5 / Pin		
Locking	without		
Electrical parameters			
rated current / nominal cross section	[A] / [mm <sup>2</sup> ]	8 / 1.5	
Surge voltage category/degree of pollution		III/3	II / 2
Rated insulation voltage	[V]	160	250
Rated surge voltage	[kV]	2.5	2.5
General data			
Type of insulation material / insulation material group	PBT / IIIa		
Flammability rating in accordance with UL 94	V0		
Certification data			
Note	More detailed information on the approval data can be found on our website.		

# COMBICON connectors S up to 1.5 mm<sup>2</sup> (16 AWG)

## PCB headers, Pitch: 3.81 mm

MC 1,5/..-G, Linear pinning



Dimensions	[mm]
Solder pin length [P]	3.4
Length [l]	9.2
Height [h]	10.65
Installed height	7.25



### Ordering data

No. of pos.	Type	Item No.	Pcs./ Pkt.	Width w [mm]
2	MC 1,5/ 2-G-3,81	1803277	250	9.01
3	MC 1,5/ 3-G-3,81	1803280	250	12.82
4	MC 1,5/ 4-G-3,81	1803293	250	16.63
5	MC 1,5/ 5-G-3,81	1803303	250	20.44
6	MC 1,5/ 6-G-3,81	1803316	100	24.25
7	MC 1,5/ 7-G-3,81	1803329	100	28.06
8	MC 1,5/ 8-G-3,81	1803332	100	31.87
9	MC 1,5/ 9-G-3,81	1803345	100	35.68
10	MC 1,5/10-G-3,81	1803358	100	39.49
11	MC 1,5/11-G-3,81	1803361	50	43.3
12	MC 1,5/12-G-3,81	1803374	50	47.11
13	MC 1,5/13-G-3,81	1803387	50	50.92
14	MC 1,5/14-G-3,81	1803390	50	54.73
15	MC 1,5/15-G-3,81	1803400	50	58.54
16	MC 1,5/16-G-3,81	1803413	50	62.35
17	MC 1,5/17-G-3,81	1841307	50	66.16
18	MC 1,5/18-G-3,81	1841297	50	69.97
19	MC 1,5/19-G-3,81	1841284	50	73.78
20	MC 1,5/20-G-3,81	1841271	50	77.59

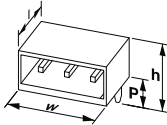



### Technical data

Product Line	COMBICON Connectors S		
Connection system / type of contact	COMBICON MC 1,5 / Pin		
Locking	without		
Electrical parameters			
rated current / nominal cross section	[A] / [mm <sup>2</sup> ]	8 / 1.5	
Surge voltage category/degree of pollution		III/3	II / 2
Rated insulation voltage	[V]	160	250
Rated surge voltage	[kV]	2.5	2.5
General data			
Type of insulation material / insulation material group	PBT / IIIa		
Flammability rating in accordance with UL 94	V0		
Certification data			
Note	More detailed information on the approval data can be found on our website.		

## PCB headers, Pitch: 3.5 mm

MC 1,5/..-GF, Linear pinning



Dimensions	[mm]
Solder pin length [P]	3.4
Length [l]	9.2
Height [h]	10.65
Installed height	7.25



### Ordering data

No. of pos.	Type	Item No.	Pcs./ Pkt.	Width w [mm]
2	MC 1,5/ 2-GF-3,5	1843790	250	17.35
3	MC 1,5/ 3-GF-3,5	1843800	250	20.85
4	MC 1,5/ 4-GF-3,5	1843813	250	24.35
5	MC 1,5/ 5-GF-3,5	1843826	250	27.85
6	MC 1,5/ 6-GF-3,5	1843839	100	31.35
7	MC 1,5/ 7-GF-3,5	1843842	100	34.85
8	MC 1,5/ 8-GF-3,5	1843855	100	38.35
9	MC 1,5/ 9-GF-3,5	1843868	100	41.85
10	MC 1,5/10-GF-3,5	1843871	100	45.35
11	MC 1,5/11-GF-3,5	1843884	50	48.85
12	MC 1,5/12-GF-3,5	1843897	50	52.35
13	MC 1,5/13-GF-3,5	1843907	50	55.85
14	MC 1,5/14-GF-3,5	1843910	50	59.35
15	MC 1,5/15-GF-3,5	1843923	50	62.85
16	MC 1,5/16-GF-3,5	1843936	50	66.35
17	MC 1,5/17-GF-3,5	1843949	50	69.85
18	MC 1,5/18-GF-3,5	1843952	50	73.35
19	MC 1,5/19-GF-3,5	1843965	50	76.85
20	MC 1,5/20-GF-3,5	1843978	50	80.35


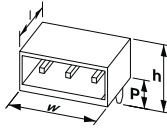


### Technical data

Product Line	COMBICON Connectors S		
Connection system / type of contact	COMBICON MC 1,5 / Pin		
Locking	Threaded flange		
Electrical parameters			
rated current / nominal cross section	[A] / [mm <sup>2</sup> ]	8 / 1.5	
Surge voltage category/degree of pollution		III/3	II / 2
Rated insulation voltage	[V]	160	250
Rated surge voltage	[kV]	2.5	2.5
General data			
Type of insulation material / insulation material group	PBT / IIIa		
Flammability rating in accordance with UL 94	V0		
Certification data			
Note	More detailed information on the approval data can be found on our website.		

PCB headers, Pitch: 3.81 mm

MC 1,5/..-GF, Linear pinning



Dimensions	[mm]
Solder pin length [P]	3.4
Length [l]	9.2
Height [h]	10.3
Installed height	6.9



Ordering data

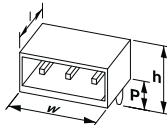
No. of pos.	Type	Item No.	Pcs./ Pkt.	Width w [mm]
2	MC 1,5/ 2-GF-3,81	1827868	250	18.01
3	MC 1,5/ 3-GF-3,81	1827871	250	21.82
4	MC 1,5/ 4-GF-3,81	1827884	250	25.63
5	MC 1,5/ 5-GF-3,81	1827897	250	29.44
6	MC 1,5/ 6-GF-3,81	1827907	100	33.25
7	MC 1,5/ 7-GF-3,81	1827910	100	37.06
8	MC 1,5/ 8-GF-3,81	1827923	100	40.87
9	MC 1,5/ 9-GF-3,81	1827936	100	44.68
10	MC 1,5/10-GF-3,81	1827949	100	48.49
11	MC 1,5/11-GF-3,81	1827952	50	52.3
12	MC 1,5/12-GF-3,81	1827965	50	56.11
13	MC 1,5/13-GF-3,81	1827978	50	59.92
14	MC 1,5/14-GF-3,81	1827981	50	63.73
15	MC 1,5/15-GF-3,81	1827994	50	67.54
16	MC 1,5/16-GF-3,81	1828003	50	71.35
17	MC 1,5/17-GF-3,81	1848410	50	75.16
18	MC 1,5/18-GF-3,81	1848423	50	78.97
19	MC 1,5/19-GF-3,81	1848436	50	82.78
20	MC 1,5/20-GF-3,81	1848449	50	86.59

Technical data

Product Line	COMBICON Connectors S		
Connection system / type of contact	COMBICON MC 1,5 / Pin		
Locking	Threaded flange		
Electrical parameters			
rated current / nominal cross section	[A] / [mm <sup>2</sup> ]	8 / 1.5	
Surge voltage category/degree of pollution		III/3	II / 2
Rated insulation voltage	[V]	160	250
Rated surge voltage	[kV]	2.5	2.5
General data			
Type of insulation material / insulation material group	PBT / IIIa		
Flammability rating in accordance with UL 94	V0		
Certification data			
Note	More detailed information on the approval data can be found on our website.		

PCB headers, Pitch: 3.5 mm

MC 1,5/..-G-RN, Linear pinning



Dimensions	[mm]
Solder pin length [P]	3.4
Length [l]	9.2
Height [h]	10.65
Installed height	7.25



Ordering data

No. of pos.	Type	Item No.	Pcs./ Pkt.	Width w [mm]
2	MC 1,5/ 2-G-3,5-RN	1731675	50	10.6
3	MC 1,5/ 3-G-3,5-RN	1731688	50	14.1
4	MC 1,5/ 4-G-3,5-RN	1731691	50	17.6
5	MC 1,5/ 5-G-3,5-RN	1731701	50	21.1
6	MC 1,5/ 6-G-3,5-RN	1731714	50	24.6
7	MC 1,5/ 7-G-3,5-RN	1731727	50	28.1
8	MC 1,5/ 8-G-3,5-RN	1731730	50	31.6
9	MC 1,5/ 9-G-3,5-RN	1731743	50	35.1
10	MC 1,5/10-G-3,5-RN	1731756	50	38.6
11	MC 1,5/11-G-3,5-RN	1731769	50	42.1
12	MC 1,5/12-G-3,5-RN	1731772	50	45.6
13	MC 1,5/13-G-3,5-RN	1731785	50	49.1
14	MC 1,5/14-G-3,5-RN	1731798	50	52.6
15	MC 1,5/15-G-3,5-RN	1731808	50	56.1
16	MC 1,5/16-G-3,5-RN	1731811	50	59.6
17	MC 1,5/17-G-3,5-RN	1731824	50	63.1
18	MC 1,5/18-G-3,5-RN	1731837	50	66.6
19	MC 1,5/19-G-3,5-RN	1731840	50	70.1
20	MC 1,5/20-G-3,5-RN	1731853	50	73.6

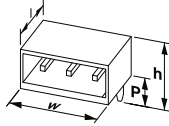
Technical data

Product Line	COMBICON Connectors S		
Connection system / type of contact	COMBICON MC 1,5 / Pin		
Locking	Engagement nose		
Electrical parameters			
rated current / nominal cross section	[A] / [mm <sup>2</sup> ]	8 / 1.5	
Surge voltage category/degree of pollution		III/3	II / 2
Rated insulation voltage	[V]	160	250
Rated surge voltage	[kV]	2.5	2.5
General data			
Type of insulation material / insulation material group	PBT / IIIa		
Flammability rating in accordance with UL 94	V0		
Certification data			
Note	More detailed information on the approval data can be found on our website.		

# COMBICON connectors S up to 1.5 mm<sup>2</sup> (16 AWG)

## PCB headers, Pitch: 3.5 mm

MC 1,5/..-GF-LR, Linear pinning



Dimensions	[mm]
Solder pin length [P]	3.4
Length [l]	9.2
Height [h]	10.65
Installed height	7.25



### Ordering data

No. of pos.	Type	Item No.	Pcs./ Pkt.	Width w [mm]
2	MC 1,5/ 2-GF-3,5-LR	1817615	50	17.3
3	MC 1,5/ 3-GF-3,5-LR	1817628	50	20.8
4	MC 1,5/ 4-GF-3,5-LR	1817631	50	24.3
5	MC 1,5/ 5-GF-3,5-LR	1817644	50	27.8
6	MC 1,5/ 6-GF-3,5-LR	1817657	50	31.3
7	MC 1,5/ 7-GF-3,5-LR	1817660	50	34.8
8	MC 1,5/ 8-GF-3,5-LR	1817673	50	38.3
9	MC 1,5/ 9-GF-3,5-LR	1817686	50	41.8
10	MC 1,5/10-GF-3,5-LR	1817699	50	45.3
11	MC 1,5/11-GF-3,5-LR	1817709	50	48.8
12	MC 1,5/12-GF-3,5-LR	1817712	50	52.3
13	MC 1,5/13-GF-3,5-LR	1817725	50	55.8
14	MC 1,5/14-GF-3,5-LR	1817738	50	59.3
15	MC 1,5/15-GF-3,5-LR	1817741	50	62.8
16	MC 1,5/16-GF-3,5-LR	1817754	50	66.3
17	MC 1,5/17-GF-3,5-LR	1817767	50	69.8
18	MC 1,5/18-GF-3,5-LR	1817770	50	73.3
19	MC 1,5/19-GF-3,5-LR	1817783	50	76.8
20	MC 1,5/20-GF-3,5-LR	1817796	50	80.3

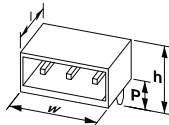


### Technical data

Product Line	COMBICON Connectors S		
Connection system / type of contact	COMBICON MC 1,5 / Pin		
Locking	Lock & release threaded flange		
Electrical parameters			
rated current / nominal cross section	[A] / [mm <sup>2</sup> ]	8 / 1.5	
Surge voltage category/degree of pollution		III/3	II / 2
Rated insulation voltage	[V]	160	250
Rated surge voltage	[kV]	2.5	2.5
General data			
Type of insulation material / insulation material group	PBT / IIIa		
Flammability rating in accordance with UL 94	V0		
Certification data			
Note	More detailed information on the approval data can be found on our website.		

## PCB headers, Pitch: 3.81 mm

MC 1,5/..-GF-LR, Linear pinning



Dimensions	[mm]
Solder pin length [P]	3.4
Length [l]	9.2
Height [h]	10.65
Installed height	7.25



### Ordering data

No. of pos.	Type	Item No.	Pcs./ Pkt.	Width w [mm]
2	MC 1,5/ 2-GF-3,81-LR	1817806	50	18.01
3	MC 1,5/ 3-GF-3,81-LR	1817819	50	21.82
4	MC 1,5/ 4-GF-3,81-LR	1817822	50	25.63
5	MC 1,5/ 5-GF-3,81-LR	1817835	50	29.44
6	MC 1,5/ 6-GF-3,81-LR	1817848	50	33.25
7	MC 1,5/ 7-GF-3,81-LR	1817851	50	37.06
8	MC 1,5/ 8-GF-3,81-LR	1817864	50	40.87
9	MC 1,5/ 9-GF-3,81-LR	1817877	50	44.68
10	MC 1,5/10-GF-3,81-LR	1817880	50	48.49
11	MC 1,5/11-GF-3,81-LR	1817893	50	52.3
12	MC 1,5/12-GF-3,81-LR	1817903	50	56.11
13	MC 1,5/13-GF-3,81-LR	1817916	50	59.92
14	MC 1,5/14-GF-3,81-LR	1817929	50	63.73
15	MC 1,5/15-GF-3,81-LR	1817932	50	67.54
16	MC 1,5/16-GF-3,81-LR	1817945	50	71.35
17	MC 1,5/17-GF-3,81-LR	1817958	50	75.16
18	MC 1,5/18-GF-3,81-LR	1817961	50	78.97
19	MC 1,5/19-GF-3,81-LR	1817974	50	82.78
20	MC 1,5/20-GF-3,81-LR	1817987	50	86.59



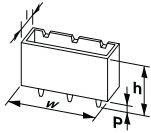
### Technical data

Product Line	COMBICON Connectors S		
Connection system / type of contact	COMBICON MC 1,5 / Pin		
Locking	Lock & release threaded flange		
Electrical parameters			
rated current / nominal cross section	[A] / [mm <sup>2</sup> ]	8 / 1.5	
Surge voltage category/degree of pollution		III/3	II / 2
Rated insulation voltage	[V]	160	250
Rated surge voltage	[kV]	2.5	2.5
General data			
Type of insulation material / insulation material group	PBT / IIIa		
Flammability rating in accordance with UL 94	V0		
Certification data			
Note	More detailed information on the approval data can be found on our website.		



PCB headers, Pitch: 3.5 mm

MCV 1,5/...-G, Linear pinning



Dimensions	[mm]
Solder pin length [P]	3.4
Length [l]	7.25
Height [h]	12.6
Installed height	9.2



Ordering data

No. of pos.	Type	Item No.	Pcs./ Pkt.	Width w [mm]
2	MCV 1,5/ 2-G-3,5	1843606	250	8.4
3	MCV 1,5/ 3-G-3,5	1843619	250	11.9
4	MCV 1,5/ 4-G-3,5	1843622	250	15.4
5	MCV 1,5/ 5-G-3,5	1843635	250	18.9
6	MCV 1,5/ 6-G-3,5	1843648	100	22.4
7	MCV 1,5/ 7-G-3,5	1843651	100	25.9
8	MCV 1,5/ 8-G-3,5	1843664	100	29.4
9	MCV 1,5/ 9-G-3,5	1843677	100	32.9
10	MCV 1,5/10-G-3,5	1843680	100	36.4
11	MCV 1,5/11-G-3,5	1843693	50	39.9
12	MCV 1,5/12-G-3,5	1843703	50	43.4
13	MCV 1,5/13-G-3,5	1843716	50	46.9
14	MCV 1,5/14-G-3,5	1843729	50	50.4
15	MCV 1,5/15-G-3,5	1843732	50	53.9
16	MCV 1,5/16-G-3,5	1843745	50	57.4
17	MCV 1,5/17-G-3,5	1843758	50	60.9
18	MCV 1,5/18-G-3,5	1843761	50	64.4
19	MCV 1,5/19-G-3,5	1843774	50	67.9
20	MCV 1,5/20-G-3,5	1843787	50	71.4

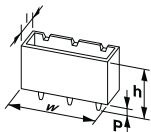



Technical data

Product Line	COMBICON Connectors S		
Connection system / type of contact	COMBICON MC 1,5 / Pin		
Locking	without		
Electrical parameters			
rated current / nominal cross section	[A] / [mm <sup>2</sup> ]	8 / 1.5	
Surge voltage category/degree of pollution		III/3	II / 2
Rated insulation voltage	[V]	160	250
Rated surge voltage	[kV]	2.5	2.5
General data			
Type of insulation material / insulation material group	PBT / IIIa		
Flammability rating in accordance with UL 94	V0		
Certification data			
Note	More detailed information on the approval data can be found on our website.		

PCB headers, Pitch: 3.81 mm

MCV 1,5/...-G, Linear pinning



Dimensions	[mm]
Solder pin length [P]	3.4
Length [l]	7.25
Height [h]	12.6
Installed height	9.2



Ordering data

No. of pos.	Type	Item No.	Pcs./ Pkt.	Width w [mm]
2	MCV 1,5/ 2-G-3,81	1803426	250	9.01
3	MCV 1,5/ 3-G-3,81	1803439	250	12.82
4	MCV 1,5/ 4-G-3,81	1803442	250	16.63
5	MCV 1,5/ 5-G-3,81	1803455	250	20.44
6	MCV 1,5/ 6-G-3,81	1803468	100	24.25
7	MCV 1,5/ 7-G-3,81	1803471	100	28.06
8	MCV 1,5/ 8-G-3,81	1803484	100	31.87
9	MCV 1,5/ 9-G-3,81	1803497	100	35.68
10	MCV 1,5/10-G-3,81	1803507	100	39.49
11	MCV 1,5/11-G-3,81	1803510	50	43.3
12	MCV 1,5/12-G-3,81	1803523	50	47.11
13	MCV 1,5/13-G-3,81	1803536	50	50.92
14	MCV 1,5/14-G-3,81	1803549	50	54.73
15	MCV 1,5/15-G-3,81	1803552	50	58.54
16	MCV 1,5/16-G-3,81	1803565	50	62.35
17	MCV 1,5/17-G-3,81	1844896	50	66.16
18	MCV 1,5/18-G-3,81	1844906	50	69.97
19	MCV 1,5/19-G-3,81	1844919	50	73.78
20	MCV 1,5/20-G-3,81	1844922	50	77.59



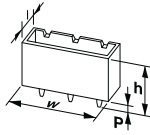
Technical data

Product Line	COMBICON Connectors S		
Connection system / type of contact	COMBICON MC 1,5 / Pin		
Locking	without		
Electrical parameters			
rated current / nominal cross section	[A] / [mm <sup>2</sup> ]	8 / 1.5	
Surge voltage category/degree of pollution		III/3	II / 2
Rated insulation voltage	[V]	160	250
Rated surge voltage	[kV]	2.5	2.5
General data			
Type of insulation material / insulation material group	PBT / IIIa		
Flammability rating in accordance with UL 94	V0		
Certification data			
Note	More detailed information on the approval data can be found on our website.		

# COMBICON connectors S up to 1.5 mm<sup>2</sup> (16 AWG)

## PCB headers, Pitch: 3.5 mm

MCV 1,5/...-GF, Linear pinning



Dimensions	[mm]
Solder pin length [P]	3.4
Length [l]	7.25
Height [h]	12.6
Installed height	9.2



### Ordering data

No. of pos.	Type	Item No.	Pcs./ Pkt.	Width w [mm]
2	MCV 1,5/ 2-GF-3,5	1843224	250	17.3
3	MCV 1,5/ 3-GF-3,5	1843237	250	20.8
4	MCV 1,5/ 4-GF-3,5	1843240	250	24.3
5	MCV 1,5/ 5-GF-3,5	1843253	250	27.8
6	MCV 1,5/ 6-GF-3,5	1843266	100	31.3
7	MCV 1,5/ 7-GF-3,5	1843279	100	34.8
8	MCV 1,5/ 8-GF-3,5	1843282	100	38.3
9	MCV 1,5/ 9-GF-3,5	1843295	100	41.8
10	MCV 1,5/10-GF-3,5	1843305	100	45.3
11	MCV 1,5/11-GF-3,5	1843318	50	48.8
12	MCV 1,5/12-GF-3,5	1843321	50	52.3
13	MCV 1,5/13-GF-3,5	1843334	50	55.8
14	MCV 1,5/14-GF-3,5	1843347	50	59.3
15	MCV 1,5/15-GF-3,5	1843350	50	62.8
16	MCV 1,5/16-GF-3,5	1843363	50	66.3
17	MCV 1,5/17-GF-3,5	1843376	50	69.8
18	MCV 1,5/18-GF-3,5	1843389	50	73.3
19	MCV 1,5/19-GF-3,5	1843392	50	76.8
20	MCV 1,5/20-GF-3,5	1843402	50	80.3

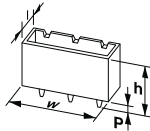


### Technical data

Product Line	COMBICON Connectors S		
Connection system / type of contact	COMBICON MC 1,5 / Pin		
Locking	Threaded flange		
Electrical parameters			
rated current / nominal cross section	[A] / [mm <sup>2</sup> ]	8 / 1.5	
Surge voltage category/degree of pollution		III/3	II / 2
Rated insulation voltage	[V]	160	250
Rated surge voltage	[kV]	2.5	2.5
General data			
Type of insulation material / insulation material group	PBT / IIIa		
Flammability rating in accordance with UL 94	V0		
Certification data			
Note	More detailed information on the approval data can be found on our website.		

## PCB headers, Pitch: 3.81 mm

MCV 1,5/...-GF, Linear pinning



Dimensions	[mm]
Solder pin length [P]	3.4
Length [l]	7.25
Height [h]	12.6
Installed height	9.2



### Ordering data

No. of pos.	Type	Item No.	Pcs./ Pkt.	Width w [mm]
2	MCV 1,5/ 2-GF-3,81	1830596	250	18.01
3	MCV 1,5/ 3-GF-3,81	1830606	250	21.82
4	MCV 1,5/ 4-GF-3,81	1830619	250	25.63
5	MCV 1,5/ 5-GF-3,81	1830622	250	29.44
6	MCV 1,5/ 6-GF-3,81	1830635	100	33.25
7	MCV 1,5/ 7-GF-3,81	1830648	100	37.06
8	MCV 1,5/ 8-GF-3,81	1830651	100	40.87
9	MCV 1,5/ 9-GF-3,81	1830664	100	44.68
10	MCV 1,5/10-GF-3,81	1830677	100	48.49
11	MCV 1,5/11-GF-3,81	1830680	50	52.3
12	MCV 1,5/12-GF-3,81	1830693	50	56.11
13	MCV 1,5/13-GF-3,81	1830703	50	59.92
14	MCV 1,5/14-GF-3,81	1830716	50	63.73
15	MCV 1,5/15-GF-3,81	1830729	50	67.54
16	MCV 1,5/16-GF-3,81	1830732	50	71.35
17	MCV 1,5/17-GF-3,81	1844935	50	75.16
18	MCV 1,5/18-GF-3,81	1844948	50	78.97
19	MCV 1,5/19-GF-3,81	1844951	50	82.78
20	MCV 1,5/20-GF-3,81	1844964	50	86.59

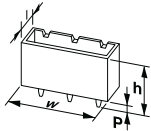


### Technical data

Product Line	COMBICON Connectors S		
Connection system / type of contact	COMBICON MC 1,5 / Pin		
Locking	Threaded flange		
Electrical parameters			
rated current / nominal cross section	[A] / [mm <sup>2</sup> ]	8 / 1.5	
Surge voltage category/degree of pollution		III/3	II / 2
Rated insulation voltage	[V]	160	250
Rated surge voltage	[kV]	2.5	2.5
General data			
Type of insulation material / insulation material group	PBT / IIIa		
Flammability rating in accordance with UL 94	V0		
Certification data			
Note	More detailed information on the approval data can be found on our website.		

PCB headers, Pitch: 3.5 mm

MCV 1,5/...-G-RN, Linear pinning



Dimensions	[mm]
Solder pin length [P]	3.4
Length [l]	7.25
Height [h]	12.6
Installed height	9.2



Ordering data

No. of pos.	Type	Item No.	Pcs./ Pkt.	Width w [mm]
2	MCV 1,5/ 2-G-3,5-RN	1731471	50	10.6
3	MCV 1,5/ 3-G-3,5-RN	1731484	50	14.7
4	MCV 1,5/ 4-G-3,5-RN	1731497	50	18.2
5	MCV 1,5/ 5-G-3,5-RN	1731510	50	21.7
6	MCV 1,5/ 6-G-3,5-RN	1731523	50	25.2
7	MCV 1,5/ 7-G-3,5-RN	1731536	50	28.7
8	MCV 1,5/ 8-G-3,5-RN	1731549	50	32.2
9	MCV 1,5/ 9-G-3,5-RN	1731552	50	35.7
10	MCV 1,5/10-G-3,5-RN	1731565	50	39.2
11	MCV 1,5/11-G-3,5-RN	1731578	50	42.7
12	MCV 1,5/12-G-3,5-RN	1731581	50	46.2
13	MCV 1,5/13-G-3,5-RN	1731594	50	49.7
14	MCV 1,5/14-G-3,5-RN	1731604	50	53.2
15	MCV 1,5/15-G-3,5-RN	1731617	50	56.7
16	MCV 1,5/16-G-3,5-RN	1731620	50	60.2
17	MCV 1,5/17-G-3,5-RN	1731633	50	63.7
18	MCV 1,5/18-G-3,5-RN	1731646	50	67.2
19	MCV 1,5/19-G-3,5-RN	1731659	50	70.7
20	MCV 1,5/20-G-3,5-RN	1731662	50	74.2

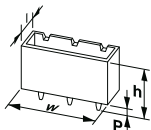


Technical data

Product Line	COMBICON Connectors S		
Connection system / type of contact	COMBICON MC 1,5 / Pin		
Locking	Engagement nose		
Electrical parameters			
rated current / nominal cross section	[A] / [mm <sup>2</sup> ]	8 / 1.5	
Surge voltage category/degree of pollution		III/3	II / 2
Rated insulation voltage	[V]	160	160 250
Rated surge voltage	[kV]	2.5	2.5 2.5
General data			
Type of insulation material / insulation material group	PBT / IIIa		
Flammability rating in accordance with UL 94	V0		
Certification data			
Note	More detailed information on the approval data can be found on our website.		

PCB headers, Pitch: 3.5 mm

MCV 1,5/...-GF-LR, Linear pinning



Dimensions	[mm]
Solder pin length [P]	3.4
Length [l]	7.25
Height [h]	12.6
Installed height	9.2



Ordering data

No. of pos.	Type	Item No.	Pcs./ Pkt.	Width w [mm]
2	MCV 1,5/ 2-GF-3,5-LR	1817990	50	17.3
3	MCV 1,5/ 3-GF-3,5-LR	1818009	50	20.8
4	MCV 1,5/ 4-GF-3,5-LR	1818012	50	24.3
5	MCV 1,5/ 5-GF-3,5-LR	1818025	50	27.8
6	MCV 1,5/ 6-GF-3,5-LR	1818038	50	31.3
7	MCV 1,5/ 7-GF-3,5-LR	1818041	50	34.8
8	MCV 1,5/ 8-GF-3,5-LR	1818054	50	38.3
9	MCV 1,5/ 9-GF-3,5-LR	1818067	50	41.8
10	MCV 1,5/10-GF-3,5-LR	1818070	50	45.3
11	MCV 1,5/11-GF-3,5-LR	1818083	50	48.8
12	MCV 1,5/12-GF-3,5-LR	1818096	50	52.3
13	MCV 1,5/13-GF-3,5-LR	1818106	50	55.8
14	MCV 1,5/14-GF-3,5-LR	1818119	50	59.3
15	MCV 1,5/15-GF-3,5-LR	1818122	50	62.8
16	MCV 1,5/16-GF-3,5-LR	1818135	50	66.3
17	MCV 1,5/17-GF-3,5-LR	1818148	50	69.8
18	MCV 1,5/18-GF-3,5-LR	1818151	50	73.3
19	MCV 1,5/19-GF-3,5-LR	1818164	50	76.8
20	MCV 1,5/20-GF-3,5-LR	1818177	50	80.3



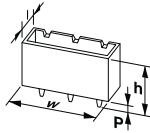

Technical data

Product Line	COMBICON Connectors S		
Connection system / type of contact	COMBICON MC 1,5 / Pin		
Locking	Lock & release threaded flange		
Electrical parameters			
rated current / nominal cross section	[A] / [mm <sup>2</sup> ]	8 / 1.5	
Surge voltage category/degree of pollution		III/3	II / 2
Rated insulation voltage	[V]	160	160 250
Rated surge voltage	[kV]	2.5	2.5 2.5
General data			
Type of insulation material / insulation material group	PBT / IIIa		
Flammability rating in accordance with UL 94	V0		
Certification data			
Note	More detailed information on the approval data can be found on our website.		

# COMBICON connectors S up to 1.5 mm<sup>2</sup> (16 AWG)

## PCB headers, Pitch: 3.81 mm

MCV 1,5/...-GF-LR, Linear pinning



Dimensions	[mm]
Solder pin length [P]	3.4
Length [l]	7.25
Height [h]	12.6
Installed height	9.2



### Ordering data

No. of pos.	Type	Item No.	Pcs./ Pkt.	Width w [mm]
2	MCV 1,5/ 2-GF-3,81-LR	1818180	50	18.01
3	MCV 1,5/ 3-GF-3,81-LR	1818193	50	21.82
4	MCV 1,5/ 4-GF-3,81-LR	1818203	50	25.63
5	MCV 1,5/ 5-GF-3,81-LR	1818216	50	29.44
6	MCV 1,5/ 6-GF-3,81-LR	1818229	50	33.25
7	MCV 1,5/ 7-GF-3,81-LR	1818232	50	37.06
8	MCV 1,5/ 8-GF-3,81-LR	1818245	50	40.87
9	MCV 1,5/ 9-GF-3,81-LR	1818258	50	44.68
10	MCV 1,5/10-GF-3,81-LR	1818261	50	48.49
11	MCV 1,5/11-GF-3,81-LR	1818274	50	52.3
12	MCV 1,5/12-GF-3,81-LR	1818287	50	56.11
13	MCV 1,5/13-GF-3,81-LR	1818290	50	59.92
14	MCV 1,5/14-GF-3,81-LR	1818300	50	63.73
15	MCV 1,5/15-GF-3,81-LR	1818313	50	67.54
16	MCV 1,5/16-GF-3,81-LR	1818326	50	71.35
17	MCV 1,5/17-GF-3,81-LR	1818339	50	75.16
18	MCV 1,5/18-GF-3,81-LR	1818342	50	78.97
19	MCV 1,5/19-GF-3,81-LR	1818355	50	82.78
20	MCV 1,5/20-GF-3,81-LR	1818368	50	86.59

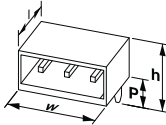


### Technical data

Product Line	COMBICON Connectors S		
Connection system / type of contact	COMBICON MC 1,5 / Pin		
Locking	Lock & release threaded flange		
Electrical parameters			
rated current / nominal cross section	[A] / [mm <sup>2</sup> ]	8 / 1.5	
Surge voltage category/degree of pollution		III/3	II / 2
Rated insulation voltage	[V]	160	250
Rated surge voltage	[kV]	2.5	2.5
General data			
Type of insulation material / insulation material group	PBT / IIIa		
Flammability rating in accordance with UL 94	V0		
Certification data			
Note	More detailed information on the approval data can be found on our website.		

## PCB headers, Pitch: 3.81 mm

MCD 1,5/...-G, Linear pinning




Dimensions	[mm]
Solder pin length [P]	3.5
Length [l]	21.9
Height [h]	26.2
Installed height	22.7



### Ordering data

No. of pos.	Type	Item No.	Pcs./ Pkt.	Width w [mm]
2	MCD 1,5/ 2-G-3,81	1829950	50	9.01
3	MCD 1,5/ 3-G-3,81	1829963	50	12.82
4	MCD 1,5/ 4-G-3,81	1829976	50	16.63
5	MCD 1,5/ 5-G-3,81	1829989	50	20.44
6	MCD 1,5/ 6-G-3,81	1829992	50	24.25
7	MCD 1,5/ 7-G-3,81	1830004	50	28.06
8	MCD 1,5/ 8-G-3,81	1830017	50	31.87
9	MCD 1,5/ 9-G-3,81	1830020	50	35.68
10	MCD 1,5/10-G-3,81	1830033	50	39.49
11	MCD 1,5/11-G-3,81	1830046	50	43.3
12	MCD 1,5/12-G-3,81	1830059	50	47.11
13	MCD 1,5/13-G-3,81	1830062	50	50.92
14	MCD 1,5/14-G-3,81	1830075	50	54.73
15	MCD 1,5/15-G-3,81	1830088	50	58.54
16	MCD 1,5/16-G-3,81	1830091	50	62.35

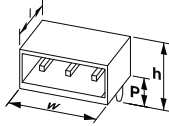


### Technical data

Product Line	COMBICON Connectors S		
Connection system / type of contact	COMBICON MC 1,5 / Pin		
Locking	without		
Electrical parameters			
rated current / nominal cross section	[A] / [mm <sup>2</sup> ]	8 / 1.5	
Surge voltage category/degree of pollution		III/3	II / 2
Rated insulation voltage	[V]	160	320
Rated surge voltage	[kV]	2.5	2.5
General data			
Type of insulation material / insulation material group	PA / I		
Flammability rating in accordance with UL 94	V0		
Certification data			
Note	More detailed information on the approval data can be found on our website.		

PCB headers, Pitch: 3.81 mm

MCD 1,5/...-GF, Linear pinning



Dimensions	[mm]
Solder pin length [P]	3.5
Length [l]	21.9
Height [h]	26.2
Installed height	22.7



Ordering data

No. of pos.	Type	Item No.	Pcs./ Pkt.	Width w [mm]
2	MCD 1,5/ 2-GF-3,81	1830101	50	18.01
3	MCD 1,5/ 3-GF-3,81	1830114	50	21.82
4	MCD 1,5/ 4-GF-3,81	1830127	50	25.63
5	MCD 1,5/ 5-GF-3,81	1830130	50	29.44
6	MCD 1,5/ 6-GF-3,81	1830143	50	33.25
7	MCD 1,5/ 7-GF-3,81	1830156	50	37.06
8	MCD 1,5/ 8-GF-3,81	1830169	50	40.87
9	MCD 1,5/ 9-GF-3,81	1830172	50	44.68
10	MCD 1,5/10-GF-3,81	1830185	50	48.49
11	MCD 1,5/11-GF-3,81	1830198	50	52.3
12	MCD 1,5/12-GF-3,81	1830208	50	56.11
13	MCD 1,5/13-GF-3,81	1830211	50	59.92
14	MCD 1,5/14-GF-3,81	1830224	50	63.73
15	MCD 1,5/15-GF-3,81	1830237	50	67.54
16	MCD 1,5/16-GF-3,81	1830240	50	71.35

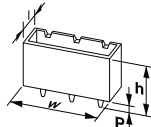


Technical data

Product Line	COMBICON Connectors S		
Connection system / type of contact	COMBICON MC 1,5 / Pin		
Locking	Threaded flange		
Electrical parameters			
rated current / nominal cross section	[A] / [mm <sup>2</sup> ]	8 / 1.5	
Surge voltage category/degree of pollution		III/3	II / 2
Rated insulation voltage	[V]	160	320
Rated surge voltage	[kV]	2.5	2.5
General data			
Type of insulation material / insulation material group	PA / I		
Flammability rating in accordance with UL 94	V0		
Certification data			
Note	More detailed information on the approval data can be found on our website.		

PCB headers, Pitch: 3.81 mm

MCDV 1,5/...-G, Linear pinning



Dimensions	[mm]
Solder pin length [P]	3.4
Length [l]	22.7
Height [h]	25.3
Installed height	21.9



Ordering data

No. of pos.	Type	Item No.	Pcs./ Pkt.	Width w [mm]
2	MCDV 1,5/ 2-G-3,81	1830402	50	9.01
3	MCDV 1,5/ 3-G-3,81	1830415	50	12.82
4	MCDV 1,5/ 4-G-3,81	1830428	50	16.63
5	MCDV 1,5/ 5-G-3,81	1830431	50	20.44
6	MCDV 1,5/ 6-G-3,81	1830444	50	24.25
7	MCDV 1,5/ 7-G-3,81	1830457	50	28.06
8	MCDV 1,5/ 8-G-3,81	1830460	50	31.87
9	MCDV 1,5/ 9-G-3,81	1830473	50	35.68
10	MCDV 1,5/10-G-3,81	1830486	50	39.49
11	MCDV 1,5/11-G-3,81	1830499	50	43.3
12	MCDV 1,5/12-G-3,81	1830509	50	47.11
13	MCDV 1,5/13-G-3,81	1830512	50	50.92
14	MCDV 1,5/14-G-3,81	1830525	50	54.73
15	MCDV 1,5/15-G-3,81	1830538	50	58.54
16	MCDV 1,5/16-G-3,81	1830541	50	62.35



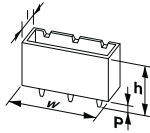
Technical data

Product Line	COMBICON Connectors S		
Connection system / type of contact	COMBICON MC 1,5 / Pin		
Locking	without		
Electrical parameters			
rated current / nominal cross section	[A] / [mm <sup>2</sup> ]	8 / 1.5	
Surge voltage category/degree of pollution		III/3	II / 2
Rated insulation voltage	[V]	160	320
Rated surge voltage	[kV]	2.5	2.5
General data			
Type of insulation material / insulation material group	PA / I		
Flammability rating in accordance with UL 94	V0		
Certification data			
Note	More detailed information on the approval data can be found on our website.		

# COMBICON connectors S up to 1.5 mm<sup>2</sup> (16 AWG)

## PCB headers, Pitch: 3.81 mm

MCDV 1,5/...-GF, Linear pinning



Dimensions	[mm]
Solder pin length [P]	3.4
Length [l]	22.7
Height [h]	25.3
Installed height	21.9



### Ordering data

No. of pos.	Type	Item No.	Pcs./ Pkt.	Width w [mm]
2	MCDV 1,5/ 2-GF-3,81	1830253	50	18.01
3	MCDV 1,5/ 3-GF-3,81	1830266	50	21.82
4	MCDV 1,5/ 4-GF-3,81	1830279	50	25.63
5	MCDV 1,5/ 5-GF-3,81	1830282	50	29.44
6	MCDV 1,5/ 6-GF-3,81	1830295	50	33.25
7	MCDV 1,5/ 7-GF-3,81	1830305	50	37.06
8	MCDV 1,5/ 8-GF-3,81	1830318	50	40.87
9	MCDV 1,5/ 9-GF-3,81	1830321	50	44.68
10	MCDV 1,5/10-GF-3,81	1830334	50	48.49
11	MCDV 1,5/11-GF-3,81	1830347	50	52.3
12	MCDV 1,5/12-GF-3,81	1830350	50	56.11
13	MCDV 1,5/13-GF-3,81	1830363	50	59.92
14	MCDV 1,5/14-GF-3,81	1830376	50	63.73
15	MCDV 1,5/15-GF-3,81	1830389	50	67.54
16	MCDV 1,5/16-GF-3,81	1830392	50	71.35

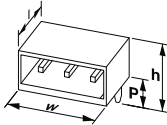


### Technical data

Product Line	COMBICON Connectors S		
Connection system / type of contact	COMBICON MC 1,5 / Pin		
Locking	Threaded flange		
Electrical parameters			
rated current / nominal cross section	[A] / [mm <sup>2</sup> ]	8 / 1.5	
Surge voltage category/degree of pollution		III/3	II / 2
Rated insulation voltage	[V]	160	320
Rated surge voltage	[kV]	2.5	2.5
General data			
Type of insulation material / insulation material group	PA / I		
Flammability rating in accordance with UL 94	V0		
Certification data			
Note	More detailed information on the approval data can be found on our website.		

## PCB headers, Pitch: 3.81 mm

MCD 1,5/...-G1, Linear pinning




Dimensions	[mm]
Solder pin length [P]	3.5
Length [l]	21.9
Height [h]	26.2
Installed height	22.7



### Ordering data

No. of pos.	Type	Item No.	Pcs./ Pkt.	Width w [mm]
2	MCD 1,5/ 2-G1-3,81	1843075	50	9.01
3	MCD 1,5/ 3-G1-3,81	1843088	50	12.82
4	MCD 1,5/ 4-G1-3,81	1843091	50	16.63
5	MCD 1,5/ 5-G1-3,81	1843101	50	20.44
6	MCD 1,5/ 6-G1-3,81	1843114	50	24.25
7	MCD 1,5/ 7-G1-3,81	1843127	50	28.06
8	MCD 1,5/ 8-G1-3,81	1843130	50	31.87
9	MCD 1,5/ 9-G1-3,81	1843143	50	35.68
10	MCD 1,5/10-G1-3,81	1843156	50	39.49
11	MCD 1,5/11-G1-3,81	1843169	50	43.3
12	MCD 1,5/12-G1-3,81	1843172	50	47.11
13	MCD 1,5/13-G1-3,81	1843185	50	50.92
14	MCD 1,5/14-G1-3,81	1843198	50	54.73
15	MCD 1,5/15-G1-3,81	1843208	50	58.54
16	MCD 1,5/16-G1-3,81	1843211	50	62.35

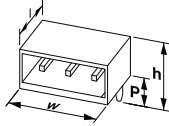


### Technical data

Product Line	COMBICON Connectors S		
Connection system / type of contact	COMBICON MC 1,5 / Pin		
Locking	without		
Electrical parameters			
rated current / nominal cross section	[A] / [mm <sup>2</sup> ]	8 / 1.5	
Surge voltage category/degree of pollution		III/3	II / 2
Rated insulation voltage	[V]	160	320
Rated surge voltage	[kV]	2.5	2.5
General data			
Type of insulation material / insulation material group	PA / I		
Flammability rating in accordance with UL 94	V0		
Certification data			
Note	More detailed information on the approval data can be found on our website.		

PCB headers, Pitch: 3.81 mm

MCD 1,5/...-G1F, Linear pinning



Dimensions	[mm]
Solder pin length [P]	3.5
Length [l]	21.9
Height [h]	26.2
Installed height	22.7



Ordering data

No. of pos.	Type	Item No.	Pcs./ Pkt.	Width w [mm]
2	MCD 1,5/ 2-G1F-3,81	1842911	50	18.01
3	MCD 1,5/ 3-G1F-3,81	1842924	50	21.82
4	MCD 1,5/ 4-G1F-3,81	1842937	50	25.63
5	MCD 1,5/ 5-G1F-3,81	1842940	50	29.44
6	MCD 1,5/ 6-G1F-3,81	1842953	50	33.25
7	MCD 1,5/ 7-G1F-3,81	1842966	50	37.06
8	MCD 1,5/ 8-G1F-3,81	1842979	50	40.87
9	MCD 1,5/ 9-G1F-3,81	1842982	50	44.68
10	MCD 1,5/10-G1F-3,81	1842995	50	48.49
11	MCD 1,5/11-G1F-3,81	1843004	50	52.3
12	MCD 1,5/12-G1F-3,81	1843017	50	56.11
13	MCD 1,5/13-G1F-3,81	1843033	50	59.92
14	MCD 1,5/14-G1F-3,81	1843046	50	63.73
15	MCD 1,5/15-G1F-3,81	1843059	50	67.54
16	MCD 1,5/16-G1F-3,81	1843062	50	71.35

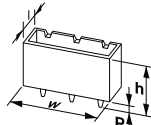



Technical data

Product Line	COMBICON Connectors S		
Connection system / type of contact	COMBICON MC 1,5 / Pin		
Locking	Threaded flange		
Electrical parameters			
rated current / nominal cross section	[A] / [mm <sup>2</sup> ]	8 / 1.5	
Surge voltage category/degree of pollution		III/3	II / 2
Rated insulation voltage	[V]	160	320
Rated surge voltage	[kV]	2.5	2.5
General data			
Type of insulation material / insulation material group	PA / I		
Flammability rating in accordance with UL 94	V0		
Certification data			
Note	More detailed information on the approval data can be found on our website.		

PCB headers, Pitch: 3.81 mm

MCDV 1,5/...-G1, Linear pinning

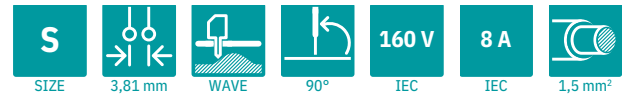


Dimensions	[mm]
Solder pin length [P]	3.4
Length [l]	22.7
Height [h]	25.3
Installed height	21.9



Ordering data

No. of pos.	Type	Item No.	Pcs./ Pkt.	Width w [mm]
2	MCDV 1,5/ 2-G1-3,81	1847725	50	9.01
3	MCDV 1,5/ 3-G1-3,81	1847738	50	12.82
4	MCDV 1,5/ 4-G1-3,81	1847741	50	16.63
5	MCDV 1,5/ 5-G1-3,81	1847754	50	20.44
6	MCDV 1,5/ 6-G1-3,81	1847767	50	24.25
7	MCDV 1,5/ 7-G1-3,81	1847783	50	28.06
8	MCDV 1,5/ 8-G1-3,81	1847796	50	31.87
9	MCDV 1,5/ 9-G1-3,81	1847806	50	35.68
10	MCDV 1,5/10-G1-3,81	1847819	50	39.49
11	MCDV 1,5/11-G1-3,81	1847822	50	43.3
12	MCDV 1,5/12-G1-3,81	1847835	50	47.11
13	MCDV 1,5/13-G1-3,81	1847848	50	50.92
14	MCDV 1,5/14-G1-3,81	1847851	50	54.73
15	MCDV 1,5/15-G1-3,81	1847864	50	58.54
16	MCDV 1,5/16-G1-3,81	1847877	50	62.35



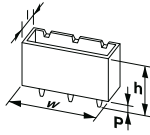
Technical data

Product Line	COMBICON Connectors S		
Connection system / type of contact	COMBICON MC 1,5 / Pin		
Locking	without		
Electrical parameters			
rated current / nominal cross section	[A] / [mm <sup>2</sup> ]	8 / 1.5	
Surge voltage category/degree of pollution		III/3	II / 2
Rated insulation voltage	[V]	160	320
Rated surge voltage	[kV]	2.5	2.5
General data			
Type of insulation material / insulation material group	PA / I		
Flammability rating in accordance with UL 94	V0		
Certification data			
Note	More detailed information on the approval data can be found on our website.		

# COMBICON connectors S up to 1.5 mm<sup>2</sup> (16 AWG)

## PCB headers, Pitch: 3.81 mm

MCDV 1,5/...-G1F, Linear pinning



Dimensions	[mm]
Solder pin length [P]	3.4
Length [l]	22.7
Height [h]	25.3
Installed height	21.9



### Ordering data

No. of pos.	Type	Item No.	Pcs./ Pkt.	Width w [mm]
2	MCDV 1,5/ 2-G1F-3,81	1842762	50	18.01
3	MCDV 1,5/ 3-G1F-3,81	1842775	50	21.82
4	MCDV 1,5/ 4-G1F-3,81	1842788	50	25.63
5	MCDV 1,5/ 5-G1F-3,81	1842791	50	29.44
6	MCDV 1,5/ 6-G1F-3,81	1842801	50	33.25
7	MCDV 1,5/ 7-G1F-3,81	1842814	50	37.06
8	MCDV 1,5/ 8-G1F-3,81	1842827	50	40.87
9	MCDV 1,5/ 9-G1F-3,81	1842830	50	44.68
10	MCDV 1,5/10-G1F-3,81	1842843	50	48.49
11	MCDV 1,5/11-G1F-3,81	1842856	50	52.3
12	MCDV 1,5/12-G1F-3,81	1842869	50	56.11
13	MCDV 1,5/13-G1F-3,81	1842872	50	59.92
14	MCDV 1,5/14-G1F-3,81	1842885	50	63.73
15	MCDV 1,5/15-G1F-3,81	1842898	50	67.54
16	MCDV 1,5/16-G1F-3,81	1842908	50	71.35

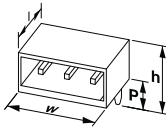


### Technical data

Product Line	COMBICON Connectors S		
Connection system / type of contact	COMBICON MC 1,5 / Pin		
Locking	Threaded flange		
Electrical parameters			
rated current / nominal cross section	[A] / [mm <sup>2</sup> ]	8 / 1.5	
Surge voltage category/degree of pollution		III/3	II / 2
Rated insulation voltage	[V]	160	320
Rated surge voltage	[kV]	2.5	2.5
General data			
Type of insulation material / insulation material group	PA / I		
Flammability rating in accordance with UL 94	V0		
Certification data			
Note	More detailed information on the approval data can be found on our website.		

## PCB headers, Pitch: 3.81 mm

IMC 1,5/...-G, Linear pinning




Dimensions	[mm]
Solder pin length [P]	3.4
Length [l]	14.45
Height [h]	10.25
Installed height	6.85



### Ordering data

No. of pos.	Type	Item No.	Pcs./ Pkt.	Width w [mm]
2	IMC 1,5/ 2-G-3,81	1862577	50	8.41
3	IMC 1,5/ 3-G-3,81	1862580	50	12.22
4	IMC 1,5/ 4-G-3,81	1862593	50	16.03
5	IMC 1,5/ 5-G-3,81	1862603	50	19.84
6	IMC 1,5/ 6-G-3,81	1862616	50	23.65
7	IMC 1,5/ 7-G-3,81	1862629	50	27.46
8	IMC 1,5/ 8-G-3,81	1862632	50	31.27
9	IMC 1,5/ 9-G-3,81	1862645	50	35.08
10	IMC 1,5/10-G-3,81	1862658	50	38.89
11	IMC 1,5/11-G-3,81	1862661	50	42.7
12	IMC 1,5/12-G-3,81	1862674	50	46.51
13	IMC 1,5/13-G-3,81	1862687	50	50.32
14	IMC 1,5/14-G-3,81	1862690	50	54.13
15	IMC 1,5/15-G-3,81	1862700	50	57.94
16	IMC 1,5/16-G-3,81	1862713	50	61.75



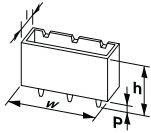

### Technical data

Product Line	COMBICON Connectors S		
Connection system / type of contact	COMBICON MC 1,5 / Socket		
Locking	without		
Electrical parameters			
rated current / nominal cross section	[A] / [mm <sup>2</sup> ]	8 / 1.5	
Surge voltage category/degree of pollution		III/3	II / 2
Rated insulation voltage	[V]	160	320
Rated surge voltage	[kV]	2.5	2.5
General data			
Type of insulation material / insulation material group	PA / I		
Flammability rating in accordance with UL 94	V0		
Certification data			
Note	More detailed information on the approval data can be found on our website.		



PCB headers, Pitch: 3.81 mm

IMCV 1,5/..-G, Linear pinning



Dimensions	[mm]
Solder pin length [P]	3.5
Length [l]	6.85
Height [h]	18
Installed height	14.5



Ordering data

No. of pos.	Type	Item No.	Pcs./ Pkt.	Width w [mm]
2	IMCV 1,5/ 2-G-3,81	1875425	50	8.41
3	IMCV 1,5/ 3-G-3,81	1875438	50	12.22
4	IMCV 1,5/ 4-G-3,81	1875441	50	16.03
5	IMCV 1,5/ 5-G-3,81	1875454	50	19.84
6	IMCV 1,5/ 6-G-3,81	1875467	50	23.65
7	IMCV 1,5/ 7-G-3,81	1875470	50	27.46
8	IMCV 1,5/ 8-G-3,81	1875483	50	31.27
9	IMCV 1,5/ 9-G-3,81	1875496	50	35.08
10	IMCV 1,5/ 10-G-3,81	1875506	50	38.89
11	IMCV 1,5/ 11-G-3,81	1875519	50	42.7
12	IMCV 1,5/ 12-G-3,81	1875522	50	46.51
13	IMCV 1,5/ 13-G-3,81	1875535	50	50.32
14	IMCV 1,5/ 14-G-3,81	1875548	50	54.13
15	IMCV 1,5/ 15-G-3,81	1875551	50	57.94
16	IMCV 1,5/ 16-G-3,81	1875564	50	61.75



Technical data

Product Line	COMBICON Connectors S		
Connection system / type of contact	COMBICON MC 1,5 / Socket		
Locking	without		
Electrical parameters			
rated current / nominal cross section	[A] / [mm <sup>2</sup> ]	8 / 1.5	
Surge voltage category/degree of pollution		III/3	III / 2
Rated insulation voltage	[V]	160	160
Rated surge voltage	[kV]	2.5	2.5
General data			
Type of insulation material / insulation material group	PA / I		
Flammability rating in accordance with UL 94	V0		
Certification data			
Note	More detailed information on the approval data can be found on our website.		

Direct plug-in block, Screw connection with tension sleeve, Pitch: 3.81 mm

MCVU 1,5/..-GFD



Dimensions	[mm]
Length [l]	12.5
Height [h]	20.3



Ordering data

No. of pos.	Type	Item No.	Pcs./ Pkt.	Width w [mm]
2	MCVU 1,5/ 2-GFD-3,81	1833027	50	18.01
3	MCVU 1,5/ 3-GFD-3,81	1833030	50	21.82
4	MCVU 1,5/ 4-GFD-3,81	1833043	50	25.63
5	MCVU 1,5/ 5-GFD-3,81	1833056	50	29.44
6	MCVU 1,5/ 6-GFD-3,81	1833069	50	33.25
7	MCVU 1,5/ 7-GFD-3,81	1833072	50	37.06
8	MCVU 1,5/ 8-GFD-3,81	1833085	50	4.87
9	MCVU 1,5/ 9-GFD-3,81	1833098	50	44.68
10	MCVU 1,5/ 10-GFD-3,81	1833108	50	48.49
11	MCVU 1,5/ 11-GFD-3,81	1833111	50	52.3
12	MCVU 1,5/ 12-GFD-3,81	1833124	50	56.11
13	MCVU 1,5/ 13-GFD-3,81	1833137	50	59.92
14	MCVU 1,5/ 14-GFD-3,81	1833140	50	63.73
15	MCVU 1,5/ 15-GFD-3,81	1833153	50	67.54
16	MCVU 1,5/ 16-GFD-3,81	1833166	50	71.35



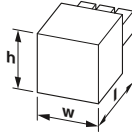
Technical data

Product Line	COMBICON Connectors S		
Connection system / type of contact	COMBICON MC 1,5 / Pin		
Locking	Threaded flange		
Connection capacity			
rigid / flexible	[mm <sup>2</sup> ]	0.14 - 1.5 / 0.14 - 1.5	
Flexible with ferrules without plastic sleeve	[mm <sup>2</sup> ]	0.25 - 1.5	
Flexible with ferrules with plastic sleeve	[mm <sup>2</sup> ]	0.25 - 0.5	
2 conductors with same cross section solid / stranded	[mm <sup>2</sup> ]	0.14 - 0.5 / 0.14 - 0.75	
2 conductors with same cross section, stranded, with ferrule without plastic sleeve	[mm <sup>2</sup> ]	0.25 - 0.34	
Conductor cross section AWG/kcmil		28 - 16	
Stripping length	[mm]	- 7	
Tightening torque	[Nm]	0.22 - 0.25 Nm	
Electrical parameters			
rated current / nominal cross section	[A] / [mm <sup>2</sup> ]	8 / 1.5	
Surge voltage category/degree of pollution		III/3	III / 2
Rated insulation voltage	[V]	160	160
Rated surge voltage	[kV]	2.5	2.5
General data			
Type of insulation material / insulation material group	PA / I		
Flammability rating in accordance with UL 94	V0		
Certification data			
Note	More detailed information on the approval data can be found on our website.		

# COMBICON connectors S up to 1.5 mm<sup>2</sup> (16 AWG)

## PCB connector, Screw connection with tension sleeve, Pitch: 5.08 mm

MC 1,5/...-ST



Dimensions	[mm]
Length [l]	15.5
Height [h]	11.1



### Ordering data

No. of pos.	Type	Item No.	Pcs./ Pkt.	Width w [mm]
2	MC 1,5/ 2-ST-5,08	1836079	50	10.16
3	MC 1,5/ 3-ST-5,08	1836082	50	15.24
4	MC 1,5/ 4-ST-5,08	1836095	50	20.32
5	MC 1,5/ 5-ST-5,08	1836105	50	25.4
6	MC 1,5/ 6-ST-5,08	1836118	50	30.48
7	MC 1,5/ 7-ST-5,08	1836121	50	35.56
8	MC 1,5/ 8-ST-5,08	1836134	50	40.64
9	MC 1,5/ 9-ST-5,08	1836147	50	45.72
10	MC 1,5/10-ST-5,08	1836150	50	50.8
11	MC 1,5/11-ST-5,08	1836163	50	55.88
12	MC 1,5/12-ST-5,08	1836176	50	60.96

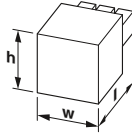


### Technical data

Product Line	COMBICON Connectors S			
Connection system / type of contact	COMBICON MC 1,5 / Socket			
Locking	without			
Connection capacity				
rigid / flexible	[mm <sup>2</sup> ]	0.14 - 1.5 / 0.14 - 1.5		
Flexible with ferrules without plastic sleeve	[mm <sup>2</sup> ]	0.25 - 1.5		
Flexible with ferrules with plastic sleeve	[mm <sup>2</sup> ]	0.25 - 0.5		
2 conductors with same cross section solid / stranded	[mm <sup>2</sup> ]	0.08 - 0.5 / 0.08 - 0.75		
2 conductors with same cross section, stranded, with ferrule without plastic sleeve	[mm <sup>2</sup> ]	0.25 - 0.34		
Conductor cross section AWG/kcmil	28 - 16			
Stripping length	[mm]	7		
Tightening torque	[Nm]	0.22 - 0.25 Nm		
Electrical parameters				
rated current / nominal cross section	[A] / [mm <sup>2</sup> ]	8 / 1.5		
Surge voltage category/degree of pollution		III/3	III / 2	
Rated insulation voltage	[V]	250	320	630
Rated surge voltage	[kV]	4	4	4
General data				
Type of insulation material / insulation material group	PA / I			
Flammability rating in accordance with UL 94	V0			
Certification data				
Note	More detailed information on the approval data can be found on our website.			

## PCB connector, Screw connection with tension sleeve, Pitch: 5.08 mm

MC 1,5/...-STF



Dimensions	[mm]
Length [l]	15.5
Height [h]	11.1



### Ordering data

No. of pos.	Type	Item No.	Pcs./ Pkt.	Width w [mm]
2	MC 1,5/ 2-STF-5,08	1847356	50	19.32
3	MC 1,5/ 3-STF-5,08	1847369	50	24.4
4	MC 1,5/ 4-STF-5,08	1847372	50	29.48
5	MC 1,5/ 5-STF-5,08	1847385	50	34.56
6	MC 1,5/ 6-STF-5,08	1847398	50	39.64
7	MC 1,5/ 7-STF-5,08	1847408	50	44.72
8	MC 1,5/ 8-STF-5,08	1847411	50	49.8
9	MC 1,5/ 9-STF-5,08	1847424	50	54.88
10	MC 1,5/10-STF-5,08	1847437	50	59.96
11	MC 1,5/11-STF-5,08	1847440	50	65.04
12	MC 1,5/12-STF-5,08	1847453	50	70.12

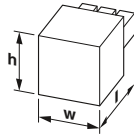


### Technical data

Product Line	COMBICON Connectors S			
Connection system / type of contact	COMBICON MC 1,5 / Socket			
Locking	Screw flange			
Connection capacity				
rigid / flexible	[mm <sup>2</sup> ]	0.14 - 1.5 / 0.14 - 1.5		
Flexible with ferrules without plastic sleeve	[mm <sup>2</sup> ]	0.25 - 1.5		
Flexible with ferrules with plastic sleeve	[mm <sup>2</sup> ]	0.25 - 0.5		
2 conductors with same cross section solid / stranded	[mm <sup>2</sup> ]	0.08 - 0.5 / 0.08 - 0.75		
2 conductors with same cross section, stranded, with ferrule without plastic sleeve	[mm <sup>2</sup> ]	0.25 - 0.34		
Conductor cross section AWG/kcmil	28 - 16			
Stripping length	[mm]	7		
Tightening torque	[Nm]	0.22 - 0.25 Nm		
Electrical parameters				
rated current / nominal cross section	[A] / [mm <sup>2</sup> ]	8 / 1.5		
Surge voltage category/degree of pollution		III/3	III / 2	
Rated insulation voltage	[V]	250	320	630
Rated surge voltage	[kV]	4	4	4
General data				
Type of insulation material / insulation material group	PA / I			
Flammability rating in accordance with UL 94	V0			
Certification data				
Note	More detailed information on the approval data can be found on our website.			

PCB connector, Screw connection with tension sleeve, Pitch: 5.08 mm

MC 1,5/...-ST1



Dimensions	[mm]
Length [l]	15.5
Height [h]	11.1



Ordering data

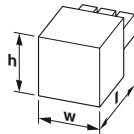
No. of pos.	Type	Item No.	Pcs./ Pkt.	Width w [mm]
2	MC 1,5/ 2-ST1-5,08	1900772	50	10.12
3	MC 1,5/ 3-ST1-5,08	1900785	50	15.2
4	MC 1,5/ 4-ST1-5,08	1900798	50	20.28
5	MC 1,5/ 5-ST1-5,08	1900808	50	25.36
6	MC 1,5/ 6-ST1-5,08	1900811	50	30.44
7	MC 1,5/ 7-ST1-5,08	1900824	50	35.52
8	MC 1,5/ 8-ST1-5,08	1900837	50	40.6
9	MC 1,5/ 9-ST1-5,08	1900840	50	45.68
10	MC 1,5/10-ST1-5,08	1900853	50	50.76
11	MC 1,5/11-ST1-5,08	1900866	50	55.84
12	MC 1,5/12-ST1-5,08	1900879	50	60.92

Technical data

Product Line	COMBICON Connectors S		
Connection system / type of contact	COMBICON MC 1,5 / Socket		
Locking	without		
Connection capacity			
rigid / flexible	[mm <sup>2</sup> ]	0.14 - 1.5 / 0.14 - 1.5	
Flexible with ferrules without plastic sleeve	[mm <sup>2</sup> ]	0.25 - 1.5	
Flexible with ferrules with plastic sleeve	[mm <sup>2</sup> ]	0.25 - 0.5	
2 conductors with same cross section solid / stranded	[mm <sup>2</sup> ]	0.08 - 0.5 / 0.08 - 0.75	
2 conductors with same cross section, stranded, with ferrule without plastic sleeve	[mm <sup>2</sup> ]	0.25 - 0.34	
Conductor cross section AWG/kcmil		28 - 16	
Stripping length	[mm]	7	
Tightening torque	[Nm]	0.22 - 0.25 Nm	
Electrical parameters			
rated current / nominal cross section	[A] / [mm <sup>2</sup> ]	8 / 1.5	
Surge voltage category/degree of pollution		III/3	III / 2
Rated insulation voltage	[V]	250	320
Rated surge voltage	[kV]	4	4
General data			
Type of insulation material / insulation material group	PA / I		
Flammability rating in accordance with UL 94	V0		
Certification data			
Note	More detailed information on the approval data can be found on our website.		

PCB connector, Screw connection with tension sleeve, Pitch: 5.08 mm

MC 1,5/...-ST1F



Dimensions	[mm]
Length [l]	15.5
Height [h]	11.1



Ordering data

No. of pos.	Type	Item No.	Pcs./ Pkt.	Width w [mm]
2	MC 1,5/ 2-ST1F-5,08	1900882	50	19.28
3	MC 1,5/ 3-ST1F-5,08	1900895	50	24.36
4	MC 1,5/ 4-ST1F-5,08	1900905	50	29.44
5	MC 1,5/ 5-ST1F-5,08	1900918	50	34.52
6	MC 1,5/ 6-ST1F-5,08	1900921	50	39.6
7	MC 1,5/ 7-ST1F-5,08	1900934	50	44.68
8	MC 1,5/ 8-ST1F-5,08	1900947	50	49.76
9	MC 1,5/ 9-ST1F-5,08	1900950	50	54.84
10	MC 1,5/10-ST1F-5,08	1900963	50	59.92
11	MC 1,5/11-ST1F-5,08	1900976	50	65
12	MC 1,5/12-ST1F-5,08	1900989	50	70.08

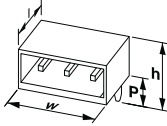
Technical data

Product Line	COMBICON Connectors S		
Connection system / type of contact	COMBICON MC 1,5 / Socket		
Locking	Screw flange		
Connection capacity			
rigid / flexible	[mm <sup>2</sup> ]	0.14 - 1.5 / 0.14 - 1.5	
Flexible with ferrules without plastic sleeve	[mm <sup>2</sup> ]	0.25 - 1.5	
Flexible with ferrules with plastic sleeve	[mm <sup>2</sup> ]	0.25 - 0.5	
2 conductors with same cross section solid / stranded	[mm <sup>2</sup> ]	0.08 - 0.5 / 0.08 - 0.75	
2 conductors with same cross section, stranded, with ferrule without plastic sleeve	[mm <sup>2</sup> ]	0.25 - 0.34	
Conductor cross section AWG/kcmil		28 - 16	
Stripping length	[mm]	7	
Tightening torque	[Nm]	0.22 - 0.25 Nm	
Electrical parameters			
rated current / nominal cross section	[A] / [mm <sup>2</sup> ]	8 / 1.5	
Surge voltage category/degree of pollution		III/3	III / 2
Rated insulation voltage	[V]	250	320
Rated surge voltage	[kV]	4	4
General data			
Type of insulation material / insulation material group	PA / I		
Flammability rating in accordance with UL 94	V0		
Certification data			
Note	More detailed information on the approval data can be found on our website.		

# COMBICON connectors S up to 1.5 mm<sup>2</sup> (16 AWG)

## PCB headers, Pitch: 5.08 mm

MC 1,5/..-G, Linear pinning



Dimensions	[mm]
Solder pin length [P]	3.4
Length [l]	9.2
Height [h]	10.65
Installed height	7.25



### Ordering data

No. of pos.	Type	Item No.	Pcs./ Pkt.	Width w [mm]
2	MC 1,5/ 2-G-5,08	1836189	50	10.16
3	MC 1,5/ 3-G-5,08	1836192	50	15.24
4	MC 1,5/ 4-G-5,08	1836202	50	20.32
5	MC 1,5/ 5-G-5,08	1836215	50	25.4
6	MC 1,5/ 6-G-5,08	1836228	50	30.48
7	MC 1,5/ 7-G-5,08	1836231	50	35.56
8	MC 1,5/ 8-G-5,08	1836244	50	40.64
9	MC 1,5/ 9-G-5,08	1836257	50	45.72
10	MC 1,5/10-G-5,08	1836260	50	50.8
11	MC 1,5/11-G-5,08	1836273	50	55.88
12	MC 1,5/12-G-5,08	1836286	50	60.96

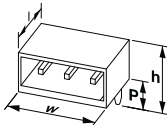



### Technical data

Product Line	COMBICON Connectors S		
Connection system / type of contact	COMBICON MC 1,5 / Pin		
Locking	without		
Electrical parameters			
rated current / nominal cross section	[A] / [mm <sup>2</sup> ]	8 / 1.5	
Surge voltage category/degree of pollution		III/3	II / 2
Rated insulation voltage	[V]	250	320
Rated surge voltage	[kV]	4	4
General data			
Type of insulation material / insulation material group	PBT / IIIa		
Flammability rating in accordance with UL 94	V0		
Certification data			
Note	More detailed information on the approval data can be found on our website.		

## PCB headers, Pitch: 5.08 mm

MC 1,5/..-GF, Linear pinning



Dimensions	[mm]
Solder pin length [P]	3.4
Length [l]	9.2
Height [h]	10.65
Installed height	7.25



### Ordering data

No. of pos.	Type	Item No.	Pcs./ Pkt.	Width w [mm]
2	MC 1,5/ 2-GF-5,08	1847466	50	19.28
3	MC 1,5/ 3-GF-5,08	1847479	50	24.36
4	MC 1,5/ 4-GF-5,08	1847482	50	29.44
5	MC 1,5/ 5-GF-5,08	1847495	50	34.52
6	MC 1,5/ 6-GF-5,08	1847505	50	39.6
7	MC 1,5/ 7-GF-5,08	1847518	50	44.68
8	MC 1,5/ 8-GF-5,08	1847521	50	49.76
9	MC 1,5/ 9-GF-5,08	1847534	50	54.84
10	MC 1,5/10-GF-5,08	1847547	50	59.92
11	MC 1,5/11-GF-5,08	1847550	50	65
12	MC 1,5/12-GF-5,08	1847563	50	70.08

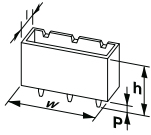



### Technical data

Product Line	COMBICON Connectors S		
Connection system / type of contact	COMBICON MC 1,5 / Pin		
Locking	Threaded flange		
Electrical parameters			
rated current / nominal cross section	[A] / [mm <sup>2</sup> ]	8 / 1.5	
Surge voltage category/degree of pollution		III/3	II / 2
Rated insulation voltage	[V]	250	320
Rated surge voltage	[kV]	4	4
General data			
Type of insulation material / insulation material group	PBT / IIIa		
Flammability rating in accordance with UL 94	V0		
Certification data			
Note	More detailed information on the approval data can be found on our website.		

PCB headers, Pitch: 5.08 mm

MCV 1,5/...-G, Linear pinning



Dimensions	[mm]
Solder pin length [P]	3.4
Length [l]	7.25
Height [h]	12.6
Installed height	10



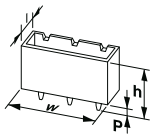
Ordering data

No. of pos.	Type	Item No.	Pcs./ Pkt.	Width w [mm]
2	MCV 1,5/ 2-G-5,08	1836299	50	10.16
3	MCV 1,5/ 3-G-5,08	1836309	50	15.24
4	MCV 1,5/ 4-G-5,08	1836312	50	20.32
5	MCV 1,5/ 5-G-5,08	1836325	50	25.4
6	MCV 1,5/ 6-G-5,08	1836338	50	30.48
7	MCV 1,5/ 7-G-5,08	1836341	50	35.56
8	MCV 1,5/ 8-G-5,08	1836354	50	40.64
9	MCV 1,5/ 9-G-5,08	1836367	50	45.72
10	MCV 1,5/10-G-5,08	1836370	50	50.8
11	MCV 1,5/11-G-5,08	1836383	50	55.88
12	MCV 1,5/12-G-5,08	1836396	50	60.96

Technical data	
Product Line	COMBICON Connectors S
Connection system / type of contact	COMBICON MC 1,5 / Pin
Locking	without
Electrical parameters	
rated current / nominal cross section	[A] / [mm <sup>2</sup> ]
Surge voltage category/degree of pollution	III/3 III / 2 II / 2
Rated insulation voltage	[V]
Rated surge voltage	[kV]
General data	
Type of insulation material / insulation material group	PBT / IIIa
Flammability rating in accordance with UL 94	V0
Certification data	
Note	More detailed information on the approval data can be found on our website.

PCB headers, Pitch: 5.08 mm

MCV 1,5/...-GF, Linear pinning



Dimensions	[mm]
Solder pin length [P]	3.4
Length [l]	7.25
Height [h]	12.6
Installed height	9.2



Ordering data

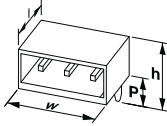
No. of pos.	Type	Item No.	Pcs./ Pkt.	Width w [mm]
2	MCV 1,5/ 2-GF-5,08	1847615	50	19.28
3	MCV 1,5/ 3-GF-5,08	1847628	50	24.36
4	MCV 1,5/ 4-GF-5,08	1847631	50	29.44
5	MCV 1,5/ 5-GF-5,08	1847644	50	34.52
6	MCV 1,5/ 6-GF-5,08	1847657	50	39.6
7	MCV 1,5/ 7-GF-5,08	1847660	50	44.68
8	MCV 1,5/ 8-GF-5,08	1847673	50	49.76
9	MCV 1,5/ 9-GF-5,08	1847686	50	54.84
10	MCV 1,5/10-GF-5,08	1847699	50	59.92
11	MCV 1,5/11-GF-5,08	1847709	50	65
12	MCV 1,5/12-GF-5,08	1847712	50	70.08

Technical data	
Product Line	COMBICON Connectors S
Connection system / type of contact	COMBICON MC 1,5 / Pin
Locking	Threaded flange
Electrical parameters	
rated current / nominal cross section	[A] / [mm <sup>2</sup> ]
Surge voltage category/degree of pollution	III/3 III / 2 II / 2
Rated insulation voltage	[V]
Rated surge voltage	[kV]
General data	
Type of insulation material / insulation material group	PBT / IIIa
Flammability rating in accordance with UL 94	V0
Certification data	
Note	More detailed information on the approval data can be found on our website.

# COMBICON connectors S up to 1.5 mm<sup>2</sup> (16 AWG)

## PCB headers, Pitch: 3.5 mm

PSC 1,5/...-M, Zigzag pinning W



Dimensions	[mm]
Solder pin length [P]	3.5
Length [l]	20.85
Height [h]	17.15
Installed height	13.65



### Ordering data

No. of pos.	Type	Item No.	Pcs./ Pkt.	Width w [mm]
3	PSC 1,5/ 3-M	1841857	50	32.1
5	PSC 1,5/ 5-M	1841899	50	39.1

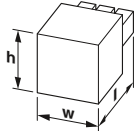


### Technical data

Product Line	COMBICON Connectors S		
Connection system / type of contact	PSC 1,5 / Pin		
Locking	without		
EMC note	shielded		
Electrical parameters			
rated current / nominal cross section	[A] / [mm <sup>2</sup> ]	8 / 1.5	
Surge voltage category/degree of pollution		III / 3	III / 2
Rated insulation voltage	[V]	250	320
Rated surge voltage	[kV]	4	4
General data			
Type of insulation material / insulation material group	PA / I		
Flammability rating in accordance with UL 94	V0		
Certification data			
Note	More detailed information on the approval data can be found on our website.		

## PCB connector, Screw connection with tension sleeve, Pitch: 3.5 mm

PSC 1,5/...-F



Dimensions	[mm]
Length [l]	16
Height [h]	12.5



### Ordering data

No. of pos.	Type	Item No.	Pcs./ Pkt.	Width w [mm]
3	PSC 1,5/ 3-F	1841909	50	30.6
5	PSC 1,5/ 5-F	1841912	50	39.2

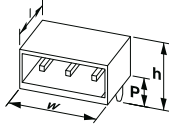


### Technical data

Product Line	COMBICON Connectors S		
Connection system / type of contact	PSC 1,5 / Socket		
Locking	without		
EMC note	shielded		
Connection capacity			
rigid / flexible	[mm <sup>2</sup> ]	0.14 - 1.5 / 0.14 - 1.5	
Flexible with ferrules without plastic sleeve	[mm <sup>2</sup> ]	0.25 - 1.5	
Flexible with ferrules with plastic sleeve	[mm <sup>2</sup> ]	0.25 - 0.5	
Conductor cross section AWG/kcmil		28 - 16	
Stripping length	[mm]	7	
Tightening torque	[Nm]	0.22 - 0.25 Nm	
Electrical parameters			
rated current / nominal cross section	[A] / [mm <sup>2</sup> ]	8 / 1.5	
Surge voltage category/degree of pollution		III / 3	III / 2
Rated insulation voltage	[V]	250	320
Rated surge voltage	[kV]	4	4
General data			
Type of insulation material / insulation material group	PA / I		
Flammability rating in accordance with UL 94	V0		
Certification data			
Note	More detailed information on the approval data can be found on our website.		

**Feed-through header, Solder/Slip-on connection, Pitch: 3.81 mm**


DFK-MC 1,5/...-GF, Linear pinning



Dimensions	[mm]
Solder pin length [P]	9.4
Length [l]	16.2
Height [h]	20.4
Installed height	11


**Ordering data**

No. of pos.	Type	Item No.	Pcs./ Pkt.	Width w [mm]
2	DFK-MC 1,5/ 2-GF-3,81	1829345	50	22.01
3	DFK-MC 1,5/ 3-GF-3,81	1829358	50	25.82
4	DFK-MC 1,5/ 4-GF-3,81	1829361	50	29.63
5	DFK-MC 1,5/ 5-GF-3,81	1829374	50	33.44
6	DFK-MC 1,5/ 6-GF-3,81	1829387	50	37.25
7	DFK-MC 1,5/ 7-GF-3,81	1829390	50	41.06
8	DFK-MC 1,5/ 8-GF-3,81	1827596	50	44.87
9	DFK-MC 1,5/ 9-GF-3,81	1829400	50	48.68
10	DFK-MC 1,5/10-GF-3,81	1829413	50	52.49
11	DFK-MC 1,5/11-GF-3,81	1829426	50	56.3
12	DFK-MC 1,5/12-GF-3,81	1829439	50	60.11
13	DFK-MC 1,5/13-GF-3,81	1829442	50	63.92
14	DFK-MC 1,5/14-GF-3,81	1829455	50	67.73
15	DFK-MC 1,5/15-GF-3,81	1829468	50	71.54
16	DFK-MC 1,5/16-GF-3,81	1829471	50	75.35

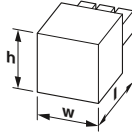


**Technical data**

Product Line	COMBICON Connectors S		
Connection system / type of contact	COMBICON MC 1,5 / Pin		
Locking	Threaded flange		
<b>Electrical parameters</b>			
rated current / nominal cross section	[A] / [mm <sup>2</sup> ]	8 / 1.5	
Surge voltage category/degree of pollution		III/3	III / 2
Rated insulation voltage	[V]	160	160
Rated surge voltage	[kV]	2.5	2.5
<b>General data</b>			
Type of insulation material / insulation material group	PA / I		
Flammability rating in accordance with UL 94	V0		
<b>Certification data</b>			
Note	More detailed information on the approval data can be found on our website.		

# COMBICON connectors M up to 2.5 mm<sup>2</sup> (14 AWG)

## PCB connector, Screw connection with wire protector, Pitch: 5 mm

PT 1,5/...PVH



Dimensions	[mm]
Length [l]	15
Height [h]	11.4



### Ordering data

No. of pos.	Type	Item No.	Pcs./ Pkt.	Width w [mm]
2	PT 1,5/ 2-PVH-5,0	1934861	250	10
3	PT 1,5/ 3-PVH-5,0	1934874	250	15
4	PT 1,5/ 4-PVH-5,0	1934887	250	20
5	PT 1,5/ 5-PVH-5,0	1934890	100	25
6	PT 1,5/ 6-PVH-5,0	1934900	100	30
7	PT 1,5/ 7-PVH-5,0	1934913	100	35
8	PT 1,5/ 8-PVH-5,0	1934926	100	40
9	PT 1,5/ 9-PVH-5,0	1934939	100	45
10	PT 1,5/10-PVH-5,0	1934942	100	50
11	PT 1,5/11-PVH-5,0	1934955	50	55
12	PT 1,5/12-PVH-5,0	1934968	50	60
13	PT 1,5/13-PVH-5,0	1934971	50	65
14	PT 1,5/14-PVH-5,0	1934984	50	70
15	PT 1,5/15-PVH-5,0	1934997	50	75
16	PT 1,5/16-PVH-5,0	1935006	50	80

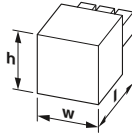


### Technical data

Product Line	COMBICON Connectors S		
Connection system / type of contact	COMBICON PST 1,3 / Socket		
Locking	without		
Connection capacity			
rigid / flexible	[mm <sup>2</sup> ]	0.2 - 2.5 / 0.2 - 2.5	
Flexible with ferrules without plastic sleeve	[mm <sup>2</sup> ]	0.25 - 1.5	
Flexible with ferrules with plastic sleeve	[mm <sup>2</sup> ]	0.25 - 1.5	
2 conductors with same cross section solid / stranded	[mm <sup>2</sup> ]	0.2 - 0.75 / 0.2 - 0.75	
2 conductors with same cross section, stranded, with ferrule without plastic sleeve	[mm <sup>2</sup> ]	0.25 - 0.34	
Conductor cross section AWG/kcmil	26 - 14		
Stripping length	[mm]	5	
Tightening torque	[Nm]	0.35 - 0.4 Nm	
Electrical parameters			
rated current / nominal cross section	[A] / [mm <sup>2</sup> ]	12 / 1.5	
Surge voltage category/degree of pollution		III/3	III / 2
Rated insulation voltage	[V]	250	400
Rated surge voltage	[kV]	4	4
General data			
Type of insulation material / insulation material group	PA / I		
Flammability rating in accordance with UL 94	V0		
Certification data			
Note	More detailed information on the approval data can be found on our website.		

## PCB connector, Screw connection with tension sleeve, Pitch: 5 mm

PT 1,5/...PH



Dimensions	[mm]
Length [l]	12.2
Height [h]	13.15



### Ordering data

No. of pos.	Type	Item No.	Pcs./ Pkt.	Width w [mm]
2	PT 1,5/ 2-PH-5,0	1755583	250	10
3	PT 1,5/ 3-PH-5,0	1755596	250	15
4	PT 1,5/ 4-PH-5,0	1755606	250	20
5	PT 1,5/ 5-PH-5,0	1755619	100	25
6	PT 1,5/ 6-PH-5,0	1755622	100	30
7	PT 1,5/ 7-PH-5,0	1755635	100	35
8	PT 1,5/ 8-PH-5,0	1755648	100	40
9	PT 1,5/ 9-PH-5,0	1755651	100	45
10	PT 1,5/10-PH-5,0	1755664	100	50
11	PT 1,5/11-PH-5,0	1755677	50	55
12	PT 1,5/12-PH-5,0	1755680	50	60
13	PT 1,5/13-PH-5,0	1755693	50	65
14	PT 1,5/14-PH-5,0	1755703	50	70
15	PT 1,5/15-PH-5,0	1755716	50	75
16	PT 1,5/16-PH-5,0	1755729	50	80



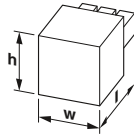

### Technical data

Product Line	COMBICON Connectors S		
Connection system / type of contact	COMBICON PST 1,3 / Socket		
Locking	without		
Connection capacity			
rigid / flexible	[mm <sup>2</sup> ]	0.2 - 2.5 / 0.2 - 2.5	
Flexible with ferrules without plastic sleeve	[mm <sup>2</sup> ]	0.25 - 1	
Flexible with ferrules with plastic sleeve	[mm <sup>2</sup> ]	0.25 - 1	
Conductor cross section AWG/kcmil	26 - 12		
Stripping length	[mm]	6	
Tightening torque	[Nm]	0.35 - 0.4 Nm	
Electrical parameters			
rated current / nominal cross section	[A] / [mm <sup>2</sup> ]	10 / 1.5	
Surge voltage category/degree of pollution		III/3	III / 2
Rated insulation voltage	[V]	250	400
Rated surge voltage	[kV]	4	4
General data			
Type of insulation material / insulation material group	PA / I		
Flammability rating in accordance with UL 94	V0		
Certification data			
Note	More detailed information on the approval data can be found on our website.		



PCB connector, Push-in spring connection, Pitch: 5 mm

PTS 1,5/..-PH



Dimensions	[mm]
Length [l]	12.8
Height [h]	11.7



Ordering data

No. of pos.	Type	Item No.	Pcs./ Pkt.	Width w [mm]
2	PTS 1,5/ 2-PH-5,0	1805517	250	10
3	PTS 1,5/ 3-PH-5,0	1805520	250	15
4	PTS 1,5/ 4-PH-5,0	1805533	250	20
5	PTS 1,5/ 5-PH-5,0	1805546	100	25
6	PTS 1,5/ 6-PH-5,0	1805559	100	30
7	PTS 1,5/ 7-PH-5,0	1805562	100	35
8	PTS 1,5/ 8-PH-5,0	1805575	100	40
9	PTS 1,5/ 9-PH-5,0	1805588	100	45
10	PTS 1,5/10-PH-5,0	1805591	100	50
11	PTS 1,5/11-PH-5,0	1805601	50	55
12	PTS 1,5/12-PH-5,0	1805614	50	60

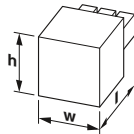


Technical data

Product Line	COMBICON Connectors S		
Connection system / type of contact	COMBICON PST 1,3 / Socket		
Locking	without		
Connection capacity			
rigid / flexible	[mm <sup>2</sup> ]	0.2 - 2.5 / 0.2 - 2.5	
Flexible with ferrules without plastic sleeve	[mm <sup>2</sup> ]	0.25 - 1.5	
Flexible with ferrules with plastic sleeve	[mm <sup>2</sup> ]	0.25 - 1.5	
Conductor cross section AWG/kcmil		26 - 14	
Stripping length	[mm]	8	
Electrical parameters			
rated current / nominal cross section	[A] / [mm <sup>2</sup> ]	10 / 1.5	
Surge voltage category/degree of pollution		III/3	III / 2 II / 2
Rated insulation voltage	[V]	250	400 630
Rated surge voltage	[kV]	4	4 4
General data			
Type of insulation material / insulation material group	PA / I		
Flammability rating in accordance with UL 94	V0		
Certification data			
Note	More detailed information on the approval data can be found on our website.		

PCB connector, Push-in spring connection, Pitch: 5 mm

PTS 1,5/..-PH CLIP



Dimensions	[mm]
Length [l]	15.21
Height [h]	14.25



Ordering data

No. of pos.	Type	Item No.	Pcs./ Pkt.	Width w [mm]
2	PTS 1,5/ 2-PH-5,0 CLIP	1848532	250	10
3	PTS 1,5/ 3-PH-5,0 CLIP	1848545	250	15
4	PTS 1,5/ 4-PH-5,0 CLIP	1848558	250	20
5	PTS 1,5/ 5-PH-5,0 CLIP	1848561	100	25
6	PTS 1,5/ 6-PH-5,0 CLIP	1848574	100	30
7	PTS 1,5/ 7-PH-5,0 CLIP	1848587	100	35
8	PTS 1,5/ 8-PH-5,0 CLIP	1848590	100	40
9	PTS 1,5/ 9-PH-5,0 CLIP	1848600	100	45
10	PTS 1,5/10-PH-5,0 CLIP	1848613	100	50
11	PTS 1,5/11-PH-5,0 CLIP	1848626	50	55
12	PTS 1,5/12-PH-5,0 CLIP	1848639	50	60



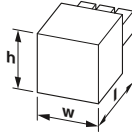

Technical data

Product Line	COMBICON Connectors S		
Connection system / type of contact	COMBICON PST 1,3 / Socket		
Locking	-		
Connection capacity			
rigid / flexible	[mm <sup>2</sup> ]	0.2 - 2.5 / 0.2 - 2.5	
Flexible with ferrules without plastic sleeve	[mm <sup>2</sup> ]	0.25 - 1.5	
Flexible with ferrules with plastic sleeve	[mm <sup>2</sup> ]	0.25 - 1.5	
Conductor cross section AWG/kcmil		26 - 14	
Stripping length	[mm]	8	
Electrical parameters			
rated current / nominal cross section	[A] / [mm <sup>2</sup> ]	10 / 1.5	
Surge voltage category/degree of pollution		III/3	III / 2 II / 2
Rated insulation voltage	[V]	250	400 630
Rated surge voltage	[kV]	4	4 4
General data			
Type of insulation material / insulation material group	PA / I		
Flammability rating in accordance with UL 94	V0		
Certification data			
Note	More detailed information on the approval data can be found on our website.		

# COMBICON connectors M up to 2.5 mm<sup>2</sup> (14 AWG)

## PCB connector, Push-in spring connection, Pitch: 5 mm

PTDA 2,5/...-PH



Dimensions	[mm]
Length [l]	20
Height [h]	16



### Ordering data

No. of pos.	Type	Item No.	Pcs./ Pkt.	Width w [mm]
2	PTDA 2,5/ 2-PH-5,0	1725497	250	11.4
3	PTDA 2,5/ 3-PH-5,0	1725510	250	16.4
4	PTDA 2,5/ 4-PH-5,0	1725523	250	21.4
5	PTDA 2,5/ 5-PH-5,0	1725536	100	26.4
6	PTDA 2,5/ 6-PH-5,0	1725549	100	31.4
7	PTDA 2,5/ 7-PH-5,0	1725623	100	36.4
8	PTDA 2,5/ 8-PH-5,0	1725636	100	41.4
9	PTDA 2,5/ 9-PH-5,0	1725649	100	46.4
10	PTDA 2,5/10-PH-5,0	1725652	100	51.4
11	PTDA 2,5/11-PH-5,0	1725665	50	56.4
12	PTDA 2,5/12-PH-5,0	1725678	50	61.4
13	PTDA 2,5/13-PH-5,0	1725640	50	66.4
14	PTDA 2,5/14-PH-5,0	1725653	50	71.4
15	PTDA 2,5/15-PH-5,0	1725666	50	76.4
16	PTDA 2,5/16-PH-5,0	1725679	50	81.4

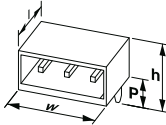


### Technical data

Product Line	COMBICON Connectors M		
Connection system / type of contact	COMBICON PST 1,3 / Socket		
Locking	without		
Connection capacity			
rigid / flexible	[mm <sup>2</sup> ]	0.2 - 2.5 / 0.2 - 2.5	
Flexible with ferrules without plastic sleeve	[mm <sup>2</sup> ]	0.25 - 2.5	
Flexible with ferrules with plastic sleeve	[mm <sup>2</sup> ]	0.25 - 1	
Conductor cross section AWG/kcmil		24 - 12	
Stripping length	[mm]	10	
Electrical parameters			
rated current / nominal cross section	[A] / [mm <sup>2</sup> ]	13.5 / 2.5	
Surge voltage category/degree of pollution		III/3	III / 2 II / 2
Rated insulation voltage	[V]	320	400 630
Rated surge voltage	[kV]	4	4 4
General data			
Type of insulation material / insulation material group	PA / I		
Flammability rating in accordance with UL 94	V0		
Certification data			
Note	More detailed information on the approval data can be found on our website.		

## Pin strip, Pitch: 5 mm

PST 1,3/...-H, Linear pinning




Dimensions	[mm]
Solder pin length [P]	6.8
Length [l]	12.5
Height [h]	9.6
Installed height	2.8



### Ordering data

No. of pos.	Type	Item No.	Pcs./ Pkt.	Width w [mm]
2	PST 1,3/ 2-H-5,0	1995635	250	10
3	PST 1,3/ 3-H-5,0	1705478	250	15
5	PST 1,3/ 5-H-5,0	1705494	100	25
4	PST 1,3/ 4-H-5,0	1705481	100	20
6	PST 1,3/ 6-H-5,0	1705504	100	30
7	PST 1,3/ 7-H-5,0	1717301	100	35
8	PST 1,3/ 8-H-5,0	1717314	100	40
9	PST 1,3/ 9-H-5,0	1717327	100	45
10	PST 1,3/10-H-5,0	1717330	100	50
11	PST 1,3/11-H-5,0	1717343	50	55
12	PST 1,3/12-H-5,0	1717356	50	60
13	PST 1,3/13-H-5,0	1717369	50	65
14	PST 1,3/14-H-5,0	1717372	50	70
15	PST 1,3/15-H-5,0	1717385	50	75
16	PST 1,3/16-H-5,0	1717398	50	80

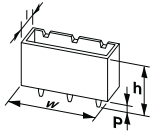


### Technical data

Product Line	COMBICON Connectors M		
Connection system / type of contact	COMBICON PST 1,3 / Pin		
Locking	without		
Electrical parameters			
rated current / nominal cross section	[A] / [mm <sup>2</sup> ]	12 / 1.5	
Surge voltage category/degree of pollution		III/3	III / 2 II / 2
Rated insulation voltage	[V]	250	320 400
Rated surge voltage	[kV]	4	4 4
General data			
Type of insulation material / insulation material group	PA / IIIa		
Flammability rating in accordance with UL 94	V0		
Certification data			
Note	More detailed information on the approval data can be found on our website.		

**Pin strip, Pitch: 5 mm**

PST 1,3/..-V, Linear pinning



Dimensions	[mm]
Solder pin length [P]	3.5
Length [l]	2.8
Height [h]	13
Installed height	9.5



**Ordering data**

No. of pos.	Type	Item No.	Pcs./ Pkt.	Width w [mm]
2	PST 1,3/ 2-5,0	1933189	250	9.6
3	PST 1,3/ 3-5,0	1933192	250	14.6
4	PST 1,3/ 4-5,0	1933202	250	19.6
5	PST 1,3/ 5-5,0	1933215	250	24.6
6	PST 1,3/ 6-5,0	1933228	100	29.6
7	PST 1,3/ 7-5,0	1933231	100	34.6
8	PST 1,3/ 8-5,0	1933244	100	39.6
9	PST 1,3/ 9-5,0	1933257	100	45
10	PST 1,3/10-5,0	1933260	100	50
11	PST 1,3/11-5,0	1933273	100	55
12	PST 1,3/12-5,0	1933286	100	60
13	PST 1,3/13-5,0	1933299	50	65
14	PST 1,3/14-5,0	1933309	50	70
15	PST 1,3/15-5,0	1933312	50	75
16	PST 1,3/16-5,0	1933325	50	80

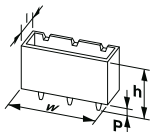


**Technical data**

Product Line	COMBICON Connectors M		
Connection system / type of contact	COMBICON PST 1,3 / Pin		
Locking	without		
Electrical parameters			
rated current / nominal cross section	[A] / [mm <sup>2</sup> ]	12 / 1.5	
Surge voltage category/degree of pollution		III/3	II / 2
Rated insulation voltage	[V]	250	320
Rated surge voltage	[kV]	4	4
General data			
Type of insulation material / insulation material group	PA / IIIa		
Flammability rating in accordance with UL 94	V0		
Certification data			
Note	More detailed information on the approval data can be found on our website.		

**Pin strip, Pitch: 5 mm**

PST 1,3/..-V, Linear pinning



Dimensions	[mm]
Solder pin length [P]	3.5
Length [l]	2.8
Height [h]	13
Installed height	9.5



**Ordering data**

No. of pos.	Type	Item No.	Pcs./ Pkt.	Width w [mm]
2	PST 1,3/ 2-5,0 R24	1720301	330	9.6
3	PST 1,3/ 3-5,0 R24	1713169	330	14.6
4	PST 1,3/ 4-5,0 R56	1720314	250	19.6
5	PST 1,3/ 5-5,0 R56	1720327	250	24.6
6	PST 1,3/ 6-5,0 R56	1720330	250	29.6
7	PST 1,3/ 7-5,0 R56	1720343	250	34.6
8	PST 1,3/ 8-5,0 R56	1720356	250	39.6
9	PST 1,3/ 9-5,0 R72	1845564	250	44.6



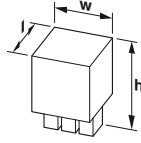

**Technical data**

Product Line	COMBICON Connectors M		
Connection system / type of contact	COMBICON PST 1,3 / Pin		
Locking	without		
Electrical parameters			
rated current / nominal cross section	[A] / [mm <sup>2</sup> ]	12 / 1.5	
Surge voltage category/degree of pollution		III/3	II / 2
Rated insulation voltage	[V]	250	320
Rated surge voltage	[kV]	4	4
General data			
Type of insulation material / insulation material group	PA / IIIa		
Flammability rating in accordance with UL 94	V0		
Certification data			
Note	More detailed information on the approval data can be found on our website.		

# COMBICON connectors M up to 2.5 mm<sup>2</sup> (14 AWG)

## PCB direct plug, Push-in spring connection, Pitch: 5 mm

SDC 2,5/...-PV, Zigzag pinning W

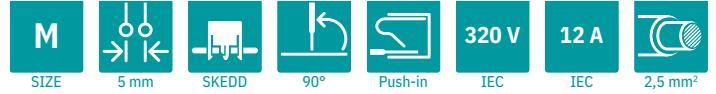


Dimensions	[mm]
Length [l]	15.3
Installed height	16.2



### Ordering data

No. of pos.	Type	Item No.	Pcs./ Pkt.	Width w [mm]
1	SDC 2,5/1-PV-5,0-ZB	1864024	50	13.18

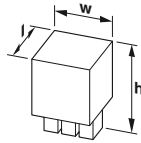



### Technical data

Product Line		COMBICON Connectors M		
Connection system / type of contact		SKEDD / -		
Locking		Self-locking flange		
Connection capacity				
rigid / flexible	[mm <sup>2</sup> ]	0.2 - 2.5 / 0.2 - 2.5		
Flexible with ferrules without plastic sleeve	[mm <sup>2</sup> ]	0.25 - 2.5		
Flexible with ferrules with plastic sleeve	[mm <sup>2</sup> ]	0.25 - 2.5		
Conductor cross section AWG/kcmil		24 - 12		
Stripping length		[mm] - 10		
Electrical parameters				
rated current / nominal cross section		[A] / [mm <sup>2</sup> ]	12 / 2.5	
Surge voltage category/degree of pollution			III / 3	II / 2
Rated insulation voltage		[V]	200	320
Rated surge voltage		[kV]	4	4
General data				
Type of insulation material / insulation material group		PA / I		
Flammability rating in accordance with UL 94		V0		
Certification data				
Note		More detailed information on the approval data can be found on our website.		

## PCB direct plug, Push-in spring connection, Pitch: 5 mm

SDC 2,5/...-PV, Zigzag pinning W

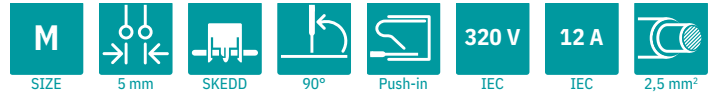


Dimensions	[mm]
Length [l]	15.3
Installed height	16.2



### Ordering data

No. of pos.	Type	Item No.	Pcs./ Pkt.	Width w [mm]
2	SDC 2,5/2-PV-5,0-ZB	1864037	50	18.18
3	SDC 2,5/3-PV-5,0-ZB	1864040	50	23.18
4	SDC 2,5/4-PV-5,0-ZB	1864053	50	28.18
5	SDC 2,5/5-PV-5,0-ZB	1864066	50	33.18
6	SDC 2,5/6-PV-5,0-ZB	1864079	50	38.18
7	SDC 2,5/7-PV-5,0-ZB	1864082	50	43.18
8	SDC 2,5/8-PV-5,0-ZB	1864095	50	48.18
9	SDC 2,5/9-PV-5,0-ZB	1864105	50	53.18
10	SDC 2,5/10-PV-5,0-ZB	1864118	50	58.18
11	SDC 2,5/11-PV-5,0-ZB	1864121	50	63.18
12	SDC 2,5/12-PV-5,0-ZB	1864134	50	68.18
13	SDC 2,5/13-PV-5,0-ZB	1864147	50	73.18
14	SDC 2,5/14-PV-5,0-ZB	1864150	50	78.18
15	SDC 2,5/15-PV-5,0-ZB	1864163	50	83.18
16	SDC 2,5/16-PV-5,0-ZB	1864176	50	88.18

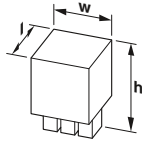
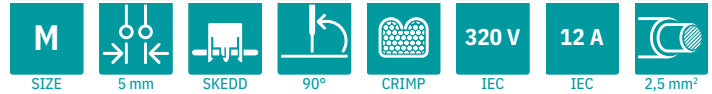


### Technical data

Product Line		COMBICON Connectors M		
Connection system / type of contact		SKEDD / -		
Locking		Self-locking flange		
Connection capacity				
rigid / flexible	[mm <sup>2</sup> ]	0.2 - 2.5 / 0.2 - 2.5		
Flexible with ferrules without plastic sleeve	[mm <sup>2</sup> ]	0.25 - 2.5		
Flexible with ferrules with plastic sleeve	[mm <sup>2</sup> ]	0.25 - 2.5		
Conductor cross section AWG/kcmil		24 - 12		
Stripping length		[mm] - 10		
Electrical parameters				
rated current / nominal cross section		[A] / [mm <sup>2</sup> ]	12 / 2.5	
Surge voltage category/degree of pollution			III / 3	II / 2
Rated insulation voltage		[V]	200	320
Rated surge voltage		[kV]	4	4
General data				
Type of insulation material / insulation material group		PA / I		
Flammability rating in accordance with UL 94		V0		
Certification data				
Note		More detailed information on the approval data can be found on our website.		

PCB direct plug, Crimp connection, Pitch: 5 mm

CDDC 2,5/...-PV, Linear pinning



Dimensions	[mm]
Length [l]	13
Installed height	16



Ordering data

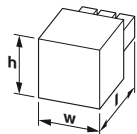
No. of pos.	Type	Item No.	Pcs./ Pkt.	Width w [mm]
2	CDDC 2,5/ 2-PV-5,0	1016293	250	15.8
3	CDDC 2,5/ 3-PV-5,0	1016292	200	20.8
4	CDDC 2,5/ 4-PV-5,0	1016290	150	25.8
5	CDDC 2,5/ 5-PV-5,0	1016289	100	30.8
6	CDDC 2,5/ 6-PV-5,0	1016288	100	35.8
7	CDDC 2,5/ 7-PV-5,0	1016286	100	40.8
8	CDDC 2,5/ 8-PV-5,0	1016285	100	45.8
9	CDDC 2,5/ 9-PV-5,0	1016280	50	50.8
10	CDDC 2,5/10-PV-5,0	1016279	50	55.8
11	CDDC 2,5/11-PV-5,0	1016278	50	60.8
12	CDDC 2,5/12-PV-5,0	1016277	50	65.8
13	CDDC 2,5/13-PV-5,0	1016276	50	70.8
14	CDDC 2,5/14-PV-5,0	1016274	50	75.8
15	CDDC 2,5/15-PV-5,0	1016273	50	80.8
16	CDDC 2,5/16-PV-5,0	1016272	50	85.8

Technical data

Product Line		COMBICON Connectors M		
Connection system / type of contact		SKEDD / -		
Locking		Self-locking flange		
Connection capacity				
rigid / flexible		[mm <sup>2</sup> ]	- / 0.14 - 2.5	
Conductor cross section AWG/kcmil			26 - 14	
Stripping length		[mm]	-	
Electrical parameters				
rated current / nominal cross section		[A] / [mm <sup>2</sup> ]	12 / 2.5	
Surge voltage category/degree of pollution			III/3	III / 2
Rated insulation voltage		[V]	250	320
Rated surge voltage		[kV]	4	4
General data				
Type of insulation material / insulation material group		PA / I		
Flammability rating in accordance with UL 94		V0		
Certification data				
Note		More detailed information on the approval data can be found on our website.		

PCB connector, Screw connection with tension sleeve, Pitch: 5 mm

MSTB 2,5/...-ST



Dimensions	[mm]
Length [l]	18.2
Height [h]	15



Ordering data

No. of pos.	Type	Item No.	Pcs./ Pkt.	Width w [mm]
2	MSTB 2,5/ 2-ST	1754449	100	10
3	MSTB 2,5/ 3-ST	1754465	100	15
4	MSTB 2,5/ 4-ST	1754481	100	20
5	MSTB 2,5/ 5-ST	1754504	100	25
6	MSTB 2,5/ 6-ST	1754520	50	30
7	MSTB 2,5/ 7-ST	1754546	50	35
8	MSTB 2,5/ 8-ST	1754562	50	40
9	MSTB 2,5/ 9-ST	1754588	50	45
10	MSTB 2,5/10-ST	1754601	50	50
11	MSTB 2,5/11-ST	1754627	50	55
12	MSTB 2,5/12-ST	1754643	50	60
13	MSTB 2,5/13-ST	1754669	50	65
14	MSTB 2,5/14-ST	1754685	50	70
15	MSTB 2,5/15-ST	1754708	50	75
16	MSTB 2,5/16-ST	1754724	50	80
17	MSTB 2,5/17-ST	1754740	50	85
18	MSTB 2,5/18-ST	1754766	50	90
19	MSTB 2,5/19-ST	1754782	50	95
20	MSTB 2,5/20-ST	1754805	50	100
21	MSTB 2,5/21-ST	1754821	50	105
22	MSTB 2,5/22-ST	1754847	50	110
23	MSTB 2,5/23-ST	1754863	50	115
24	MSTB 2,5/24-ST	1754889	50	120

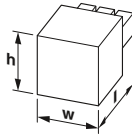
Technical data

Product Line		COMBICON Connectors M		
Connection system / type of contact		COMBICON MSTB 2,5 / Socket		
Locking		without		
Connection capacity				
rigid / flexible		[mm <sup>2</sup> ]	0.2 - 2.5 / 0.2 - 2.5	
Flexible with ferrules without plastic sleeve		[mm <sup>2</sup> ]	0.25 - 2.5	
Flexible with ferrules with plastic sleeve		[mm <sup>2</sup> ]	0.25 - 2.5	
2 conductors with same cross section solid / stranded		[mm <sup>2</sup> ]	0.2 - 1 / 0.2 - 1.5	
2 conductors with same cross section, stranded, with ferrule without plastic sleeve		[mm <sup>2</sup> ]	0.25 - 1	
Conductor cross section AWG/kcmil			24 - 12	
Stripping length		[mm]	7	
Tightening torque		[Nm]	0.5 - 0.6 Nm	
Electrical parameters				
rated current / nominal cross section		[A] / [mm <sup>2</sup> ]	12 / 2.5	
Surge voltage category/degree of pollution			III/3	III / 2
Rated insulation voltage		[V]	250	320
Rated surge voltage		[kV]	4	4
General data				
Type of insulation material / insulation material group		PA / I		
Flammability rating in accordance with UL 94		V0		
Certification data				
Note		More detailed information on the approval data can be found on our website.		

# COMBICON connectors M up to 2.5 mm<sup>2</sup> (14 AWG)

## PCB connector, Screw connection with tension sleeve, Pitch: 5.08 mm

MSTB 2,5/...-ST



Dimensions	[mm]
Length [l]	18.3
Height [h]	15



### Ordering data

No. of pos.	Type	Item No.	Pcs./ Pkt.	Width w [mm]
2	MSTB 2,5/ 2-ST-5,08	1757019	100	10.16
3	MSTB 2,5/ 3-ST-5,08	1757022	100	15.24
4	MSTB 2,5/ 4-ST-5,08	1757035	100	20.32
5	MSTB 2,5/ 5-ST-5,08	1757048	100	25.4
6	MSTB 2,5/ 6-ST-5,08	1757051	50	30.48
7	MSTB 2,5/ 7-ST-5,08	1757064	50	35.56
8	MSTB 2,5/ 8-ST-5,08	1757077	50	40.64
9	MSTB 2,5/ 9-ST-5,08	1757080	50	45.72
10	MSTB 2,5/10-ST-5,08	1757093	50	50.8
11	MSTB 2,5/11-ST-5,08	1757103	50	55.88
12	MSTB 2,5/12-ST-5,08	1757116	50	60.96
13	MSTB 2,5/13-ST-5,08	1757129	50	66.04
14	MSTB 2,5/14-ST-5,08	1757132	50	71.12
15	MSTB 2,5/15-ST-5,08	1757145	50	76.2
16	MSTB 2,5/16-ST-5,08	1757158	50	81.28
17	MSTB 2,5/17-ST-5,08	1757161	50	86.36
18	MSTB 2,5/18-ST-5,08	1757174	50	91.44
19	MSTB 2,5/19-ST-5,08	1757187	50	96.52
20	MSTB 2,5/20-ST-5,08	1757190	50	101.6
21	MSTB 2,5/21-ST-5,08	1757200	50	106.68
22	MSTB 2,5/22-ST-5,08	1757213	50	111.76
23	MSTB 2,5/23-ST-5,08	1757226	50	116.84
24	MSTB 2,5/24-ST-5,08	1757239	50	121.92

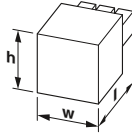


### Technical data

Product Line		COMBICON Connectors M		
Connection system / type of contact		COMBICON MSTB 2,5 / Socket		
Locking		without		
Connection capacity				
rigid / flexible	[mm <sup>2</sup> ]	0.2 - 2.5 / 0.2 - 2.5		
Flexible with ferrules without plastic sleeve	[mm <sup>2</sup> ]	0.25 - 2.5		
Flexible with ferrules with plastic sleeve	[mm <sup>2</sup> ]	0.25 - 2.5		
2 conductors with same cross section solid / stranded	[mm <sup>2</sup> ]	0.2 - 1 / 0.2 - 1.5		
2 conductors with same cross section, stranded, with ferrule without plastic sleeve	[mm <sup>2</sup> ]	0.25 - 1		
Conductor cross section AWG/kcmil		24 - 12		
Stripping length		7		
Tightening torque		0.5 - 0.6 Nm		
Electrical parameters				
rated current / nominal cross section	[A] / [mm <sup>2</sup> ]	12 / 2.5		
Surge voltage category/degree of pollution		III/3	III / 2	II / 2
Rated insulation voltage		250	320	630
Rated surge voltage		4	4	4
General data				
Type of insulation material / insulation material group		PA / I		
Flammability rating in accordance with UL 94		V0		
Certification data				
Note		More detailed information on the approval data can be found on our website.		

## PCB connector, Screw connection with tension sleeve, Pitch: 5 mm

MSTB 2,5/...-STF



Dimensions	[mm]
Length [l]	18.2
Height [h]	15



### Ordering data

No. of pos.	Type	Item No.	Pcs./ Pkt.	Width w [mm]
2	MSTB 2,5/ 2-STF	1786831	100	20.01
3	MSTB 2,5/ 3-STF	1786844	100	25.01
4	MSTB 2,5/ 4-STF	1786857	100	30.01
5	MSTB 2,5/ 5-STF	1786860	100	35.01
6	MSTB 2,5/ 6-STF	1786873	50	40.01
7	MSTB 2,5/ 7-STF	1786886	50	45.01
8	MSTB 2,5/ 8-STF	1786899	50	50.01
9	MSTB 2,5/ 9-STF	1786909	50	55.01
10	MSTB 2,5/10-STF	1786912	50	60.01
11	MSTB 2,5/11-STF	1786925	50	65.01
12	MSTB 2,5/12-STF	1786938	50	70.01
13	MSTB 2,5/13-STF	1786941	50	75.01
14	MSTB 2,5/14-STF	1786954	50	80.01
15	MSTB 2,5/15-STF	1786967	50	85.01
16	MSTB 2,5/16-STF	1786970	50	90.01
17	MSTB 2,5/17-STF	1786983	50	95.01
18	MSTB 2,5/18-STF	1786996	50	100.01
19	MSTB 2,5/19-STF	1787005	50	105.01
20	MSTB 2,5/20-STF	1787018	50	110.01

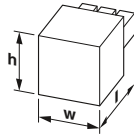


### Technical data

Product Line		COMBICON Connectors M		
Connection system / type of contact		COMBICON MSTB 2,5 / Socket		
Locking		Screw flange		
Connection capacity				
rigid / flexible	[mm <sup>2</sup> ]	0.2 - 2.5 / 0.2 - 2.5		
Flexible with ferrules without plastic sleeve	[mm <sup>2</sup> ]	0.25 - 2.5		
Flexible with ferrules with plastic sleeve	[mm <sup>2</sup> ]	0.25 - 2.5		
2 conductors with same cross section solid / stranded	[mm <sup>2</sup> ]	0.2 - 1 / 0.2 - 1.5		
2 conductors with same cross section, stranded, with ferrule without plastic sleeve	[mm <sup>2</sup> ]	0.25 - 1		
Conductor cross section AWG/kcmil		24 - 12		
Stripping length		7		
Tightening torque		0.5 - 0.6 Nm		
Electrical parameters				
rated current / nominal cross section	[A] / [mm <sup>2</sup> ]	12 / 2.5		
Surge voltage category/degree of pollution		III/3	III / 2	II / 2
Rated insulation voltage		250	320	630
Rated surge voltage		4	4	4
General data				
Type of insulation material / insulation material group		PA / I		
Flammability rating in accordance with UL 94		V0		
Certification data				
Note		More detailed information on the approval data can be found on our website.		

PCB connector, Screw connection with tension sleeve, Pitch: 5.08 mm

MSTB 2,5/..-STF



Dimensions	[mm]
Length [l]	18.3
Height [h]	15



Ordering data

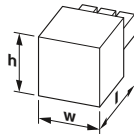
No. of pos.	Type	Item No.	Pcs./ Pkt.	Width w [mm]
2	MSTB 2,5/ 2-STF-5,08	1777989	100	20.17
3	MSTB 2,5/ 3-STF-5,08	1777992	100	25.25
4	MSTB 2,5/ 4-STF-5,08	1778001	100	30.33
5	MSTB 2,5/ 5-STF-5,08	1778014	100	35.41
6	MSTB 2,5/ 6-STF-5,08	1778027	50	40.49
7	MSTB 2,5/ 7-STF-5,08	1778030	50	45.57
8	MSTB 2,5/ 8-STF-5,08	1778043	50	50.65
9	MSTB 2,5/ 9-STF-5,08	1778056	50	55.73
10	MSTB 2,5/10-STF-5,08	1778069	50	60.81
11	MSTB 2,5/11-STF-5,08	1778072	50	65.89
12	MSTB 2,5/12-STF-5,08	1778085	50	70.97
13	MSTB 2,5/13-STF-5,08	1778098	50	76.05
14	MSTB 2,5/14-STF-5,08	1778108	50	81.13
15	MSTB 2,5/15-STF-5,08	1778111	50	86.21
16	MSTB 2,5/16-STF-5,08	1778124	50	91.29
17	MSTB 2,5/17-STF-5,08	1778137	50	96.37
18	MSTB 2,5/18-STF-5,08	1778140	50	101.45
19	MSTB 2,5/19-STF-5,08	1778153	50	106.53
20	MSTB 2,5/20-STF-5,08	1778166	50	111.61

Technical data

Product Line	COMBICON Connectors M			
Connection system / type of contact	COMBICON MSTB 2,5 / Socket			
Locking	Screw flange			
Connection capacity				
rigid / flexible	[mm <sup>2</sup> ]	0.2 - 2.5 / 0.2 - 2.5		
Flexible with ferrules without plastic sleeve	[mm <sup>2</sup> ]	0.25 - 2.5		
Flexible with ferrules with plastic sleeve	[mm <sup>2</sup> ]	0.25 - 2.5		
2 conductors with same cross section solid / stranded	[mm <sup>2</sup> ]	0.2 - 1 / 0.2 - 1.5		
2 conductors with same cross section, stranded, with ferrule without plastic sleeve	[mm <sup>2</sup> ]	0.25 - 1		
Conductor cross section AWG/kcmil		24 - 12		
Stripping length	[mm]	7		
Tightening torque	[Nm]	0.5 - 0.6 Nm		
Electrical parameters				
rated current / nominal cross section	[A] / [mm <sup>2</sup> ]	12 / 2.5		
Surge voltage category/degree of pollution		III/3	III / 2	II / 2
Rated insulation voltage	[V]	250	320	630
Rated surge voltage	[kV]	4	4	4
General data				
Type of insulation material / insulation material group	PA / I			
Flammability rating in accordance with UL 94	V0			
Certification data				
Note	More detailed information on the approval data can be found on our website.			

PCB connector, Screw connection with tension sleeve, Pitch: 5.08 mm

MSTB 2,5/..-ST-LR



Dimensions	[mm]
Length [l]	29.3
Height [h]	15



Ordering data

No. of pos.	Type	Item No.	Pcs./ Pkt.	Width w [mm]
2	MSTB 2,5/ 2-ST-5,08-LR	1808886	50	19.28
3	MSTB 2,5/ 3-ST-5,08-LR	1808899	50	24.36
4	MSTB 2,5/ 4-ST-5,08-LR	1808909	50	29.44
5	MSTB 2,5/ 5-ST-5,08-LR	1808912	50	34.52
6	MSTB 2,5/ 6-ST-5,08-LR	1808925	50	39.6
7	MSTB 2,5/ 7-ST-5,08-LR	1808938	50	44.68
8	MSTB 2,5/ 8-ST-5,08-LR	1808941	50	49.76
9	MSTB 2,5/ 9-ST-5,08-LR	1808954	50	54.84
10	MSTB 2,5/10-ST-5,08-LR	1808967	50	59.92
11	MSTB 2,5/11-ST-5,08-LR	1808970	50	65
12	MSTB 2,5/12-ST-5,08-LR	1808983	50	70.08
13	MSTB 2,5/13-ST-5,08-LR	1808996	50	75.16
14	MSTB 2,5/14-ST-5,08-LR	1809005	50	80.24
15	MSTB 2,5/15-ST-5,08-LR	1809018	50	85.32
16	MSTB 2,5/16-ST-5,08-LR	1809021	50	90.4
17	MSTB 2,5/17-ST-5,08-LR	1809034	50	95.48
18	MSTB 2,5/18-ST-5,08-LR	1809047	50	100.56
19	MSTB 2,5/19-ST-5,08-LR	1809050	50	105.64
20	MSTB 2,5/20-ST-5,08-LR	1809063	50	110.72

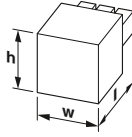
Technical data

Product Line	COMBICON Connectors M			
Connection system / type of contact	COMBICON MSTB 2,5 / Socket			
Locking	Lock & Release ejector lever			
Connection capacity				
rigid / flexible	[mm <sup>2</sup> ]	0.2 - 2.5 / 0.2 - 2.5		
Flexible with ferrules without plastic sleeve	[mm <sup>2</sup> ]	0.25 - 2.5		
Flexible with ferrules with plastic sleeve	[mm <sup>2</sup> ]	0.25 - 2.5		
2 conductors with same cross section solid / stranded	[mm <sup>2</sup> ]	0.2 - 1 / 0.2 - 1.5		
2 conductors with same cross section, stranded, with ferrule without plastic sleeve	[mm <sup>2</sup> ]	0.25 - 1		
Conductor cross section AWG/kcmil		24 - 12		
Stripping length	[mm]	7		
Tightening torque	[Nm]	0.5 - 0.6 Nm		
Electrical parameters				
rated current / nominal cross section	[A] / [mm <sup>2</sup> ]	12 / 2.5		
Surge voltage category/degree of pollution		III/3	III / 2	II / 2
Rated insulation voltage	[V]	250	320	630
Rated surge voltage	[kV]	4	4	4
General data				
Type of insulation material / insulation material group	PA / I			
Flammability rating in accordance with UL 94	V0			
Certification data				
Note	More detailed information on the approval data can be found on our website.			

# COMBICON connectors M up to 2.5 mm<sup>2</sup> (14 AWG)

## PCB connector, Screw connection with tension sleeve, Pitch: 5.08 mm

MSTB 2,5/...-STF-EX



Dimensions	[mm]
Length [l]	18.2
Height [h]	15



### Ordering data

No. of pos.	Type	Item No.	Pcs./ Pkt.	Width w [mm]
2	MSTB 2,5/ 2-STF-5,08 EX	1795556	50	20.17
3	MSTB 2,5/ 3-STF-5,08 EX	1795569	50	25.25
4	MSTB 2,5/ 4-STF-5,08 EX	1795572	50	30.33
5	MSTB 2,5/ 5-STF-5,08 EX	1795585	50	35.41
6	MSTB 2,5/ 6-STF-5,08 EX	1795598	50	40.49
7	MSTB 2,5/ 7-STF-5,08 EX	1795608	50	45.57
8	MSTB 2,5/ 8-STF-5,08 EX	1795611	50	50.65
9	MSTB 2,5/ 9-STF-5,08 EX	1795624	50	55.73
10	MSTB 2,5/10-STF-5,08 EX	1795637	50	60.81
11	MSTB 2,5/11-STF-5,08 EX	1795640	50	65.89
12	MSTB 2,5/12-STF-5,08 EX	1795653	50	70.97

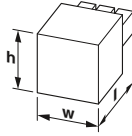


### Technical data

Product Line	COMBICON Connectors M		
Connection system / type of contact	COMBICON MSTB 2,5 EX / Socket		
Locking	Screw flange		
Ex marking	0344 Ex II 2GD / Ex eb IIC Gb		
Examination certificate	KEMA 10ATEX0196 U		
IECEx certificate	IECEx KEM 10.0093U		
Connection capacity			
rigid / flexible	[mm <sup>2</sup> ]	0.2 - 2.5 / 0.2 - 2.5	
rigid / flexible	AWG	- / 24 - 12	
Stripping length	[mm]	- 7	
Tightening torque clamping space	[Nm]	0.5 - 0.6	
Electrical parameters			
rated current / nominal cross section	[A] / [mm <sup>2</sup> ]	12 / 2.5	
Rated voltage	[V]	176	
General data			
Type of insulation material / insulation material group	PA / I		
Flammability rating in accordance with UL 94	V0		

## PCB connector, Screw connection with tension sleeve, Pitch: 5.08 mm

MSTB 2,5/...-STZ



Dimensions	[mm]
Length [l]	54.3
Height [h]	15.5



### Ordering data

No. of pos.	Type	Item No.	Pcs./ Pkt.	Width w [mm]
2	MSTB 2,5/ 2-STZ-5,08	1709791	50	10.16
3	MSTB 2,5/ 3-STZ-5,08	1776168	50	15.24
4	MSTB 2,5/ 4-STZ-5,08	1776155	50	20.32
5	MSTB 2,5/ 5-STZ-5,08	1776142	50	25.4
6	MSTB 2,5/ 6-STZ-5,08	1776126	50	30.48
7	MSTB 2,5/ 7-STZ-5,08	1776113	50	35.56
8	MSTB 2,5/ 8-STZ-5,08	1764235	50	40.64
9	MSTB 2,5/ 9-STZ-5,08	1764316	50	45.72
10	MSTB 2,5/10-STZ-5,08	1764303	50	50.8
11	MSTB 2,5/11-STZ-5,08	1764293	50	55.88
12	MSTB 2,5/12-STZ-5,08	1764280	50	60.96
13	MSTB 2,5/13-STZ-5,08	1764277	50	66.04
14	MSTB 2,5/14-STZ-5,08	1764264	50	71.12
15	MSTB 2,5/15-STZ-5,08	1764251	50	76.2
16	MSTB 2,5/16-STZ-5,08	1764248	50	81.28



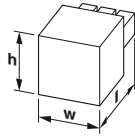
### Technical data

Product Line	COMBICON Connectors M			
Connection system / type of contact	COMBICON MSTB 2,5 / Socket			
Locking	without			
Connection capacity				
rigid / flexible	[mm <sup>2</sup> ]	0.2 - 2.5 / 0.2 - 2.5		
Flexible with ferrules without plastic sleeve	[mm <sup>2</sup> ]	0.25 - 2.5		
Flexible with ferrules with plastic sleeve	[mm <sup>2</sup> ]	0.25 - 2.5		
2 conductors with same cross section solid / stranded	[mm <sup>2</sup> ]	0.2 - 1 / 0.2 - 1.5		
2 conductors with same cross section, stranded, with ferrule without plastic sleeve	[mm <sup>2</sup> ]	0.25 - 1		
Conductor cross section AWG/kcmil		24 - 12		
Stripping length	[mm]	7		
Tightening torque	[Nm]	0.5 - 0.6 Nm		
Electrical parameters				
rated current / nominal cross section	[A] / [mm <sup>2</sup> ]	12 / 2.5		
Surge voltage category/degree of pollution		III/3	III / 2	II / 2
Rated insulation voltage	[V]	250	320	630
Rated surge voltage	[kV]	4	4	4
General data				
Type of insulation material / insulation material group	PA / I			
Flammability rating in accordance with UL 94	V0			
Certification data				
Note	More detailed information on the approval data can be found on our website.			



PCB connector, Screw connection with tension sleeve, Pitch: 5 mm

MSTBP 2,5/...-ST



Dimensions	[mm]
Length [l]	21.3
Height [h]	15



Ordering data

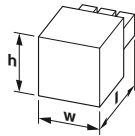
No. of pos.	Type	Item No.	Pcs./ Pkt.	Width w [mm]
2	MSTBP 2,5/ 2-ST	1765771	50	10
3	MSTBP 2,5/ 3-ST	1765784	50	15
4	MSTBP 2,5/ 4-ST	1765797	50	20
5	MSTBP 2,5/ 5-ST	1765807	50	25
6	MSTBP 2,5/ 6-ST	1765810	50	30
7	MSTBP 2,5/ 7-ST	1765823	50	35
8	MSTBP 2,5/ 8-ST	1765836	50	40
9	MSTBP 2,5/ 9-ST	1765849	50	45
10	MSTBP 2,5/10-ST	1765852	50	50
11	MSTBP 2,5/11-ST	1765865	50	55
12	MSTBP 2,5/12-ST	1765878	50	60
13	MSTBP 2,5/13-ST	1765881	50	65
14	MSTBP 2,5/14-ST	1765894	50	70
15	MSTBP 2,5/15-ST	1765904	50	75
16	MSTBP 2,5/16-ST	1765917	50	80
17	MSTBP 2,5/17-ST	1765920	50	85
18	MSTBP 2,5/18-ST	1765933	50	90
19	MSTBP 2,5/19-ST	1765946	50	95
20	MSTBP 2,5/20-ST	1765959	50	100
21	MSTBP 2,5/21-ST	1765962	50	105
22	MSTBP 2,5/22-ST	1765975	50	110
23	MSTBP 2,5/23-ST	1765988	50	115
24	MSTBP 2,5/24-ST	1765991	50	120

Technical data

Product Line		COMBICON Connectors M		
Connection system / type of contact		COMBICON MSTB 2,5 / Socket		
Locking		without		
Connection capacity				
rigid / flexible	[mm <sup>2</sup> ]	0.2 - 2.5 / 0.2 - 2.5		
Flexible with ferrules without plastic sleeve	[mm <sup>2</sup> ]	0.25 - 2.5		
Flexible with ferrules with plastic sleeve	[mm <sup>2</sup> ]	0.25 - 2.5		
2 conductors with same cross section solid / stranded	[mm <sup>2</sup> ]	0.2 - 1 / 0.2 - 1.5		
2 conductors with same cross section, stranded, with ferrule without plastic sleeve	[mm <sup>2</sup> ]	0.25 - 1		
Conductor cross section AWG/kcmil		24 - 12		
Stripping length		7		
Tightening torque		0.5 - 0.6 Nm		
Electrical parameters				
rated current / nominal cross section	[A] / [mm <sup>2</sup> ]	12 / 2.5		
Surge voltage category/degree of pollution		III/3	III / 2	II / 2
Rated insulation voltage		250	320	630
Rated surge voltage		4	4	4
General data				
Type of insulation material / insulation material group		PA / I		
Flammability rating in accordance with UL 94		V0		
Certification data				
Note		More detailed information on the approval data can be found on our website.		

PCB connector, Screw connection with tension sleeve, Pitch: 5.08 mm

MSTBP 2,5/...-ST



Dimensions	[mm]
Length [l]	21.3
Height [h]	15



Ordering data

No. of pos.	Type	Item No.	Pcs./ Pkt.	Width w [mm]
2	MSTBP 2,5/ 2-ST-5,08	1769010	50	10.16
3	MSTBP 2,5/ 3-ST-5,08	1769023	50	15.24
4	MSTBP 2,5/ 4-ST-5,08	1769036	50	20.32
5	MSTBP 2,5/ 5-ST-5,08	1769049	50	25.4
6	MSTBP 2,5/ 6-ST-5,08	1769052	50	30.48
7	MSTBP 2,5/ 7-ST-5,08	1769065	50	35.56
8	MSTBP 2,5/ 8-ST-5,08	1769078	50	40.64
9	MSTBP 2,5/ 9-ST-5,08	1769081	50	45.72
10	MSTBP 2,5/10-ST-5,08	1769094	50	50.8
11	MSTBP 2,5/11-ST-5,08	1769104	50	55.88
12	MSTBP 2,5/12-ST-5,08	1769117	50	60.96
13	MSTBP 2,5/13-ST-5,08	1769120	50	66.04
14	MSTBP 2,5/14-ST-5,08	1769133	50	71.12
15	MSTBP 2,5/15-ST-5,08	1769146	50	76.2
16	MSTBP 2,5/16-ST-5,08	1769159	50	81.28
17	MSTBP 2,5/17-ST-5,08	1769162	50	86.36
18	MSTBP 2,5/18-ST-5,08	1769175	50	91.44
19	MSTBP 2,5/19-ST-5,08	1769188	50	96.52
20	MSTBP 2,5/20-ST-5,08	1769191	50	101.6
21	MSTBP 2,5/21-ST-5,08	1769201	20	106.68
22	MSTBP 2,5/22-ST-5,08	1769214	50	111.76
23	MSTBP 2,5/23-ST-5,08	1769227	50	116.84
24	MSTBP 2,5/24-ST-5,08	1769696	50	121.92

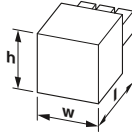
Technical data

Product Line		COMBICON Connectors M		
Connection system / type of contact		COMBICON MSTB 2,5 / Socket		
Locking		without		
Connection capacity				
rigid / flexible	[mm <sup>2</sup> ]	0.2 - 2.5 / 0.2 - 2.5		
Flexible with ferrules without plastic sleeve	[mm <sup>2</sup> ]	0.25 - 2.5		
Flexible with ferrules with plastic sleeve	[mm <sup>2</sup> ]	0.25 - 2.5		
2 conductors with same cross section solid / stranded	[mm <sup>2</sup> ]	0.2 - 1 / 0.2 - 1.5		
2 conductors with same cross section, stranded, with ferrule without plastic sleeve	[mm <sup>2</sup> ]	0.25 - 1		
Conductor cross section AWG/kcmil		24 - 12		
Stripping length		7		
Tightening torque		0.5 - 0.6 Nm		
Electrical parameters				
rated current / nominal cross section	[A] / [mm <sup>2</sup> ]	12 / 2.5		
Surge voltage category/degree of pollution		III/3	III / 2	II / 2
Rated insulation voltage		250	320	630
Rated surge voltage		4	4	4
General data				
Type of insulation material / insulation material group		PA / I		
Flammability rating in accordance with UL 94		V0		
Certification data				
Note		More detailed information on the approval data can be found on our website.		

## COMBICON connectors M up to 2.5 mm<sup>2</sup> (14 AWG)

### PCB connector, Screw connection with tension sleeve, Pitch: 5 mm

MSTBT 2,5/...-ST



Dimensions	[mm]
Length [l]	18.1
Height [h]	15



#### Ordering data

No. of pos.	Type	Item No.	Pcs./ Pkt.	Width w [mm]
2	MSTBT 2,5/ 2-ST	1779835	100	10
3	MSTBT 2,5/ 3-ST	1779848	100	15
4	MSTBT 2,5/ 4-ST	1779851	100	20
5	MSTBT 2,5/ 5-ST	1779864	100	25
6	MSTBT 2,5/ 6-ST	1779877	50	30
7	MSTBT 2,5/ 7-ST	1779880	50	35
8	MSTBT 2,5/ 8-ST	1779893	50	40
9	MSTBT 2,5/ 9-ST	1779903	50	45
10	MSTBT 2,5/10-ST	1779916	50	50
11	MSTBT 2,5/11-ST	1779929	50	55
12	MSTBT 2,5/12-ST	1779932	50	60
13	MSTBT 2,5/13-ST	1779945	50	65
14	MSTBT 2,5/14-ST	1779958	50	70
15	MSTBT 2,5/15-ST	1779961	50	75
16	MSTBT 2,5/16-ST	1779974	50	80
17	MSTBT 2,5/17-ST	1919695	50	85
18	MSTBT 2,5/18-ST	1919705	50	90

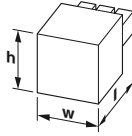


#### Technical data

Product Line	COMBICON Connectors M			
Connection system / type of contact	COMBICON MSTB 2,5 / Socket			
Locking	without			
Connection capacity				
rigid / flexible	[mm <sup>2</sup> ]	0.2 - 2.5 / 0.2 - 2.5		
Flexible with ferrules without plastic sleeve	[mm <sup>2</sup> ]	0.25 - 2.5		
Flexible with ferrules with plastic sleeve	[mm <sup>2</sup> ]	0.25 - 2.5		
2 conductors with same cross section solid / stranded	[mm <sup>2</sup> ]	0.2 - 1 / 0.2 - 1.5		
2 conductors with same cross section, stranded, with ferrule without plastic sleeve	[mm <sup>2</sup> ]	0.25 - 1		
Conductor cross section AWG/kcmil		24 - 12		
Stripping length	[mm]	7		
Tightening torque	[Nm]	0.5 - 0.6 Nm		
Electrical parameters				
rated current / nominal cross section	[A] / [mm <sup>2</sup> ]	12 / 2.5		
Surge voltage category/degree of pollution		III/3	III / 2	II / 2
Rated insulation voltage	[V]	250	320	630
Rated surge voltage	[kV]	4	4	4
General data				
Type of insulation material / insulation material group	PA / I			
Flammability rating in accordance with UL 94	V0			
Certification data				
Note	More detailed information on the approval data can be found on our website.			

### PCB connector, Screw connection with tension sleeve, Pitch: 5.08 mm

MSTBT 2,5/...-ST



Dimensions	[mm]
Length [l]	18.2
Height [h]	15



#### Ordering data

No. of pos.	Type	Item No.	Pcs./ Pkt.	Width w [mm]
2	MSTBT 2,5/ 2-ST-5,08	1779987	100	10.16
3	MSTBT 2,5/ 3-ST-5,08	1779990	100	15.24
4	MSTBT 2,5/ 4-ST-5,08	1780002	100	20.32
5	MSTBT 2,5/ 5-ST-5,08	1781014	100	25.4
6	MSTBT 2,5/ 6-ST-5,08	1781027	50	30.48
7	MSTBT 2,5/ 7-ST-5,08	1781030	50	35.56
8	MSTBT 2,5/ 8-ST-5,08	1781043	50	40.64
9	MSTBT 2,5/ 9-ST-5,08	1734207	50	45.72
10	MSTBT 2,5/10-ST-5,08	1781069	50	50.8
11	MSTBT 2,5/11-ST-5,08	1781072	50	55.88
12	MSTBT 2,5/12-ST-5,08	1781085	50	60.96
13	MSTBT 2,5/13-ST-5,08	1781098	50	66.04
14	MSTBT 2,5/14-ST-5,08	1781108	50	71.12
15	MSTBT 2,5/15-ST-5,08	1781111	50	76.2
16	MSTBT 2,5/16-ST-5,08	1781124	50	81.28
17	MSTBT 2,5/17-ST-5,08	1919886	50	86.36
18	MSTBT 2,5/18-ST-5,08	1919899	50	91.44

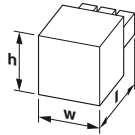


#### Technical data

Product Line	COMBICON Connectors M			
Connection system / type of contact	COMBICON MSTB 2,5 / Socket			
Locking	without			
Connection capacity				
rigid / flexible	[mm <sup>2</sup> ]	0.2 - 2.5 / 0.2 - 2.5		
Flexible with ferrules without plastic sleeve	[mm <sup>2</sup> ]	0.25 - 2.5		
Flexible with ferrules with plastic sleeve	[mm <sup>2</sup> ]	0.25 - 2.5		
2 conductors with same cross section solid / stranded	[mm <sup>2</sup> ]	0.2 - 1 / 0.2 - 1.5		
2 conductors with same cross section, stranded, with ferrule without plastic sleeve	[mm <sup>2</sup> ]	0.25 - 1		
Conductor cross section AWG/kcmil		24 - 12		
Stripping length	[mm]	7		
Tightening torque	[Nm]	0.5 - 0.6 Nm		
Electrical parameters				
rated current / nominal cross section	[A] / [mm <sup>2</sup> ]	12 / 2.5		
Surge voltage category/degree of pollution		III/3	III / 2	II / 2
Rated insulation voltage	[V]	250	320	630
Rated surge voltage	[kV]	4	4	4
General data				
Type of insulation material / insulation material group	PA / I			
Flammability rating in accordance with UL 94	V0			
Certification data				
Note	More detailed information on the approval data can be found on our website.			

PCB connector, Screw connection with tension sleeve, Pitch: 5 mm

MSTBT 2,5/...-STF



Dimensions	[mm]
Length [l]	18.2
Height [h]	15



Ordering data

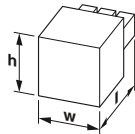
No. of pos.	Type	Item No.	Pcs./ Pkt.	Width w [mm]
2	MSTBT 2,5/ 2-STF	1919718	50	19.8
3	MSTBT 2,5/ 3-STF	1919721	50	24.8
4	MSTBT 2,5/ 4-STF	1919734	50	29.8
5	MSTBT 2,5/ 5-STF	1919747	50	34.8
6	MSTBT 2,5/ 6-STF	1919750	50	39.8
7	MSTBT 2,5/ 7-STF	1919763	50	44.8
8	MSTBT 2,5/ 8-STF	1919776	50	49.8
9	MSTBT 2,5/ 9-STF	1919789	50	54.8
10	MSTBT 2,5/10-STF	1919792	50	59.8
11	MSTBT 2,5/11-STF	1919802	50	64.8
12	MSTBT 2,5/12-STF	1919815	50	69.8
13	MSTBT 2,5/13-STF	1919828	50	74.8
14	MSTBT 2,5/14-STF	1919831	50	79.8
15	MSTBT 2,5/15-STF	1919844	50	84.8
16	MSTBT 2,5/16-STF	1919857	50	89.8
17	MSTBT 2,5/17-STF	1919860	50	94.8
18	MSTBT 2,5/18-STF	1919873	50	99.8

Technical data

Product Line		COMBICON Connectors M		
Connection system / type of contact		COMBICON MSTB 2,5 / Socket		
Locking		Screw flange		
Connection capacity				
rigid / flexible	[mm <sup>2</sup> ]	0.2 - 2.5 / 0.2 - 2.5		
Flexible with ferrules without plastic sleeve	[mm <sup>2</sup> ]	0.25 - 2.5		
Flexible with ferrules with plastic sleeve	[mm <sup>2</sup> ]	0.25 - 2.5		
2 conductors with same cross section solid / stranded	[mm <sup>2</sup> ]	0.2 - 1 / 0.2 - 1.5		
2 conductors with same cross section, stranded, with ferrule without plastic sleeve	[mm <sup>2</sup> ]	0.25 - 1		
Conductor cross section AWG/kcmil		24 - 12		
Stripping length		7		
Tightening torque		0.5 - 0.6 Nm		
Electrical parameters				
rated current / nominal cross section	[A] / [mm <sup>2</sup> ]	12 / 2.5		
Surge voltage category/degree of pollution		III/3	III / 2	II / 2
Rated insulation voltage		250	320	630
Rated surge voltage		4	4	4
General data				
Type of insulation material / insulation material group		PA / I		
Flammability rating in accordance with UL 94		V0		
Certification data				
Note		More detailed information on the approval data can be found on our website.		

PCB connector, Screw connection with tension sleeve, Pitch: 5.08 mm

MSTBT 2,5/...-STF



Dimensions	[mm]
Length [l]	18.2
Height [h]	15



Ordering data

No. of pos.	Type	Item No.	Pcs./ Pkt.	Width w [mm]
2	MSTBT 2,5/ 2-STF-5,08	1805301	50	19.96
3	MSTBT 2,5/ 3-STF-5,08	1805314	50	25.04
4	MSTBT 2,5/ 4-STF-5,08	1805327	50	30.12
5	MSTBT 2,5/ 5-STF-5,08	1805330	50	35.2
6	MSTBT 2,5/ 6-STF-5,08	1805343	50	40.28
7	MSTBT 2,5/ 7-STF-5,08	1805356	50	45.36
8	MSTBT 2,5/ 8-STF-5,08	1804661	50	50.44
9	MSTBT 2,5/ 9-STF-5,08	1805369	50	55.52
10	MSTBT 2,5/10-STF-5,08	1805372	50	60.6
11	MSTBT 2,5/11-STF-5,08	1805385	50	65.68
12	MSTBT 2,5/12-STF-5,08	1805398	50	70.76
13	MSTBT 2,5/13-STF-5,08	1805408	50	75.84
14	MSTBT 2,5/14-STF-5,08	1805411	50	80.92
15	MSTBT 2,5/15-STF-5,08	1805424	50	86
16	MSTBT 2,5/16-STF-5,08	1805437	50	91.08
17	MSTBT 2,5/17-STF-5,08	1919909	50	96.16
18	MSTBT 2,5/18-STF-5,08	1919912	50	101.24

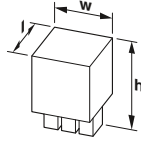
Technical data

Product Line		COMBICON Connectors M		
Connection system / type of contact		COMBICON MSTB 2,5 / Socket		
Locking		Screw flange		
Connection capacity				
rigid / flexible	[mm <sup>2</sup> ]	0.2 - 2.5 / 0.2 - 2.5		
Flexible with ferrules without plastic sleeve	[mm <sup>2</sup> ]	0.25 - 2.5		
Flexible with ferrules with plastic sleeve	[mm <sup>2</sup> ]	0.25 - 2.5		
2 conductors with same cross section solid / stranded	[mm <sup>2</sup> ]	0.2 - 1 / 0.2 - 1.5		
2 conductors with same cross section, stranded, with ferrule without plastic sleeve	[mm <sup>2</sup> ]	0.25 - 1		
Conductor cross section AWG/kcmil		24 - 12		
Stripping length		7		
Tightening torque		0.5 - 0.6 Nm		
Electrical parameters				
rated current / nominal cross section	[A] / [mm <sup>2</sup> ]	12 / 2.5		
Surge voltage category/degree of pollution		III/3	III / 2	II / 2
Rated insulation voltage		250	320	630
Rated surge voltage		4	4	4
General data				
Type of insulation material / insulation material group		PA / I		
Flammability rating in accordance with UL 94		V0		
Certification data				
Note		More detailed information on the approval data can be found on our website.		

# COMBICON connectors M up to 2.5 mm<sup>2</sup> (14 AWG)

## PCB connector, Screw connection with tension sleeve, Pitch: 5 mm

MVSTBR 2,5/..-ST



Dimensions	[mm]
Length [l]	12.5
Height [h]	26



### Ordering data

No. of pos.	Type	Item No.	Pcs./ Pkt.	Width w [mm]
2	MVSTBR 2,5/ 2-ST	1792016	100	10
3	MVSTBR 2,5/ 3-ST	1792029	100	15
4	MVSTBR 2,5/ 4-ST	1792032	100	20
5	MVSTBR 2,5/ 5-ST	1792045	100	25
6	MVSTBR 2,5/ 6-ST	1792058	50	30
7	MVSTBR 2,5/ 7-ST	1792061	50	35
8	MVSTBR 2,5/ 8-ST	1792074	50	40
9	MVSTBR 2,5/ 9-ST	1792087	50	45
10	MVSTBR 2,5/10-ST	1792090	50	50
11	MVSTBR 2,5/11-ST	1792100	50	55
12	MVSTBR 2,5/12-ST	1792113	50	60
13	MVSTBR 2,5/13-ST	1792126	50	65
14	MVSTBR 2,5/14-ST	1792139	50	70
15	MVSTBR 2,5/15-ST	1792142	50	75
16	MVSTBR 2,5/16-ST	1792155	50	80
17	MVSTBR 2,5/17-ST	1792168	50	85
18	MVSTBR 2,5/18-ST	1792171	50	90
19	MVSTBR 2,5/19-ST	1792184	50	95
20	MVSTBR 2,5/20-ST	1792197	50	100
21	MVSTBR 2,5/21-ST	1792207	50	105
22	MVSTBR 2,5/22-ST	1792210	50	110
23	MVSTBR 2,5/23-ST	1792223	50	115
24	MVSTBR 2,5/24-ST	1792236	50	120

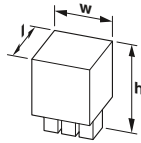


### Technical data

Product Line	COMBICON Connectors M		
Connection system / type of contact	COMBICON MSTB 2,5 / Socket		
Locking	without		
Connection capacity			
rigid / flexible	[mm <sup>2</sup> ]	0.2 - 2.5 / 0.2 - 2.5	
Flexible with ferrules without plastic sleeve	[mm <sup>2</sup> ]	0.25 - 2.5	
Flexible with ferrules with plastic sleeve	[mm <sup>2</sup> ]	0.25 - 2.5	
2 conductors with same cross section solid / stranded	[mm <sup>2</sup> ]	0.2 - 1 / 0.2 - 1.5	
2 conductors with same cross section, stranded, with ferrule without plastic sleeve	[mm <sup>2</sup> ]	0.25 - 1	
Conductor cross section AWG/kcmil		24 - 12	
Stripping length	[mm]	7	
Tightening torque	[Nm]	0.5 - 0.6 Nm	
Electrical parameters			
rated current / nominal cross section	[A] / [mm <sup>2</sup> ]	12 / 2.5	
Surge voltage category/degree of pollution		III/3	III / 2
Rated insulation voltage	[V]	250	320
Rated surge voltage	[kV]	4	4
General data			
Type of insulation material / insulation material group	PA / I		
Flammability rating in accordance with UL 94	V0		
Certification data			
Note	More detailed information on the approval data can be found on our website.		

## PCB connector, Screw connection with tension sleeve, Pitch: 5.08 mm

MVSTBR 2,5/..-ST

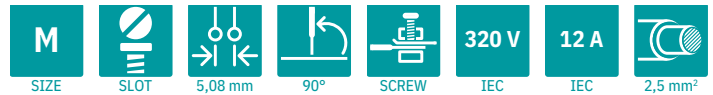


Dimensions	[mm]
Length [l]	17.7
Height [h]	26



### Ordering data

No. of pos.	Type	Item No.	Pcs./ Pkt.	Width w [mm]
2	MVSTBR 2,5/ 2-ST-5,08	1792249	100	10.16
3	MVSTBR 2,5/ 3-ST-5,08	1792252	100	15.24
4	MVSTBR 2,5/ 4-ST-5,08	1792265	100	20.32
5	MVSTBR 2,5/ 5-ST-5,08	1792278	100	25.4
6	MVSTBR 2,5/ 6-ST-5,08	1792281	50	30.48
7	MVSTBR 2,5/ 7-ST-5,08	1792294	50	35.56
8	MVSTBR 2,5/ 8-ST-5,08	1792304	50	40.64
9	MVSTBR 2,5/ 9-ST-5,08	1792317	50	45.72
10	MVSTBR 2,5/10-ST-5,08	1792320	50	50.8
11	MVSTBR 2,5/11-ST-5,08	1792333	50	55.88
12	MVSTBR 2,5/12-ST-5,08	1792346	50	60.96
13	MVSTBR 2,5/13-ST-5,08	1792359	50	66.04
14	MVSTBR 2,5/14-ST-5,08	1792362	50	71.12
15	MVSTBR 2,5/15-ST-5,08	1792375	50	76.2
16	MVSTBR 2,5/16-ST-5,08	1792388	50	81.28
17	MVSTBR 2,5/17-ST-5,08	1792391	50	86.36
18	MVSTBR 2,5/18-ST-5,08	1792401	50	91.44
19	MVSTBR 2,5/19-ST-5,08	1792414	50	96.52
20	MVSTBR 2,5/20-ST-5,08	1792427	50	101.6
21	MVSTBR 2,5/21-ST-5,08	1792430	50	106.68
22	MVSTBR 2,5/22-ST-5,08	1792443	50	111.76
23	MVSTBR 2,5/23-ST-5,08	1792456	50	116.84
24	MVSTBR 2,5/24-ST-5,08	1792469	50	121.92

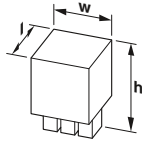


### Technical data

Product Line	COMBICON Connectors M		
Connection system / type of contact	COMBICON MSTB 2,5 / Socket		
Locking	without		
Connection capacity			
rigid / flexible	[mm <sup>2</sup> ]	0.2 - 2.5 / 0.2 - 2.5	
Flexible with ferrules without plastic sleeve	[mm <sup>2</sup> ]	0.25 - 2.5	
Flexible with ferrules with plastic sleeve	[mm <sup>2</sup> ]	0.25 - 2.5	
2 conductors with same cross section solid / stranded	[mm <sup>2</sup> ]	0.2 - 1 / 0.2 - 1.5	
2 conductors with same cross section, stranded, with ferrule without plastic sleeve	[mm <sup>2</sup> ]	0.25 - 1	
Conductor cross section AWG/kcmil		24 - 12	
Stripping length	[mm]	7	
Tightening torque	[Nm]	0.5 - 0.6 Nm	
Electrical parameters			
rated current / nominal cross section	[A] / [mm <sup>2</sup> ]	12 / 2.5	
Surge voltage category/degree of pollution		III/3	III / 2
Rated insulation voltage	[V]	250	320
Rated surge voltage	[kV]	4	4
General data			
Type of insulation material / insulation material group	PA / I		
Flammability rating in accordance with UL 94	V0		
Certification data			
Note	More detailed information on the approval data can be found on our website.		

PCB connector, Screw connection with tension sleeve, Pitch: 5 mm

MVSTBR 2,5/...-STF



Dimensions	[mm]
Length [l]	12.6
Height [h]	26



Ordering data

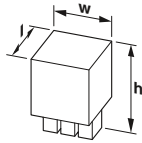
No. of pos.	Type	Item No.	Pcs./ Pkt.	Width w [mm]
2	MVSTBR 2,5/ 2-STF	1835478	50	20
3	MVSTBR 2,5/ 3-STF	1835481	50	25
4	MVSTBR 2,5/ 4-STF	1835494	50	30
5	MVSTBR 2,5/ 5-STF	1835504	50	35
6	MVSTBR 2,5/ 6-STF	1835517	50	40
7	MVSTBR 2,5/ 7-STF	1835520	50	45
8	MVSTBR 2,5/ 8-STF	1835533	50	50
9	MVSTBR 2,5/ 9-STF	1835546	50	55
10	MVSTBR 2,5/10-STF	1835559	50	60
11	MVSTBR 2,5/11-STF	1835562	50	65
12	MVSTBR 2,5/12-STF	1835575	50	70
13	MVSTBR 2,5/13-STF	1835588	50	75
14	MVSTBR 2,5/14-STF	1835591	50	80
15	MVSTBR 2,5/15-STF	1835601	50	85
16	MVSTBR 2,5/16-STF	1835614	50	90
17	MVSTBR 2,5/17-STF	1835627	50	95
18	MVSTBR 2,5/18-STF	1835630	50	100
19	MVSTBR 2,5/19-STF	1835643	50	105
20	MVSTBR 2,5/20-STF	1835656	50	110

Technical data

Product Line		COMBICON Connectors M		
Connection system / type of contact		COMBICON MSTB 2,5 / Socket		
Locking		Screw flange		
Connection capacity				
rigid / flexible	[mm <sup>2</sup> ]	0.2 - 2.5 / 0.2 - 2.5		
Flexible with ferrules without plastic sleeve	[mm <sup>2</sup> ]	0.25 - 2.5		
Flexible with ferrules with plastic sleeve	[mm <sup>2</sup> ]	0.25 - 2.5		
2 conductors with same cross section solid / stranded	[mm <sup>2</sup> ]	0.2 - 1 / 0.2 - 1.5		
2 conductors with same cross section, stranded, with ferrule without plastic sleeve	[mm <sup>2</sup> ]	0.25 - 1		
Conductor cross section AWG/kcmil		24 - 12		
Stripping length		7		
Tightening torque		0.5 - 0.6 Nm		
Electrical parameters				
rated current / nominal cross section	[A] / [mm <sup>2</sup> ]	12 / 2.5		
Surge voltage category/degree of pollution		III/3	III / 2	II / 2
Rated insulation voltage		250	320	630
Rated surge voltage		4	4	4
General data				
Type of insulation material / insulation material group		PA / I		
Flammability rating in accordance with UL 94		V0		
Certification data				
Note		More detailed information on the approval data can be found on our website.		

PCB connector, Screw connection with tension sleeve, Pitch: 5.08 mm

MVSTBR 2,5/...-STF



Dimensions	[mm]
Length [l]	12.6
Height [h]	26



Ordering data

No. of pos.	Type	Item No.	Pcs./ Pkt.	Width w [mm]
2	MVSTBR 2,5/ 2-STF-5,08	1835096	50	20.32
3	MVSTBR 2,5/ 3-STF-5,08	1835106	50	25.4
4	MVSTBR 2,5/ 4-STF-5,08	1835119	50	30.48
5	MVSTBR 2,5/ 5-STF-5,08	1835122	50	35.56
6	MVSTBR 2,5/ 6-STF-5,08	1835135	50	40.64
7	MVSTBR 2,5/ 7-STF-5,08	1835148	50	45.72
8	MVSTBR 2,5/ 8-STF-5,08	1835151	50	50.8
9	MVSTBR 2,5/ 9-STF-5,08	1835164	50	55.88
10	MVSTBR 2,5/10-STF-5,08	1835177	50	60.96
11	MVSTBR 2,5/11-STF-5,08	1835180	50	66.04
12	MVSTBR 2,5/12-STF-5,08	1835193	50	71.12
13	MVSTBR 2,5/13-STF-5,08	1835203	50	76.2
14	MVSTBR 2,5/14-STF-5,08	1835216	50	81.28
15	MVSTBR 2,5/15-STF-5,08	1835229	50	86.36
16	MVSTBR 2,5/16-STF-5,08	1835232	50	91.44
17	MVSTBR 2,5/17-STF-5,08	1835245	50	96.52
18	MVSTBR 2,5/18-STF-5,08	1835258	50	101.6
19	MVSTBR 2,5/19-STF-5,08	1835261	50	106.68
20	MVSTBR 2,5/20-STF-5,08	1835274	50	111.76

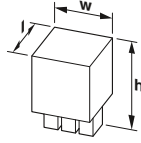
Technical data

Product Line		COMBICON Connectors M		
Connection system / type of contact		COMBICON MSTB 2,5 / Socket		
Locking		Screw flange		
Connection capacity				
rigid / flexible	[mm <sup>2</sup> ]	0.2 - 2.5 / 0.2 - 2.5		
Flexible with ferrules without plastic sleeve	[mm <sup>2</sup> ]	0.25 - 2.5		
Flexible with ferrules with plastic sleeve	[mm <sup>2</sup> ]	0.25 - 2.5		
2 conductors with same cross section solid / stranded	[mm <sup>2</sup> ]	0.2 - 1 / 0.2 - 1.5		
2 conductors with same cross section, stranded, with ferrule without plastic sleeve	[mm <sup>2</sup> ]	0.25 - 1		
Conductor cross section AWG/kcmil		24 - 12		
Stripping length		7		
Tightening torque		0.5 - 0.6 Nm		
Electrical parameters				
rated current / nominal cross section	[A] / [mm <sup>2</sup> ]	12 / 2.5		
Surge voltage category/degree of pollution		III/3	III / 2	II / 2
Rated insulation voltage		250	320	630
Rated surge voltage		4	4	4
General data				
Type of insulation material / insulation material group		PA / I		
Flammability rating in accordance with UL 94		V0		
Certification data				
Note		More detailed information on the approval data can be found on our website.		

# COMBICON connectors M up to 2.5 mm<sup>2</sup> (14 AWG)

## PCB connector, Screw connection with tension sleeve, Pitch: 5.08 mm

MVSTBR 2,5/...-STF-EX



Dimensions	[mm]
Length [l]	12.6
Height [h]	26

ERC  
Ex:

### Ordering data

No. of pos.	Type	Item No.	Pcs./ Pkt.	Width w [mm]
2	MVSTBR 2,5/ 2-STF-5,08 EX	1809678	50	20.32
3	MVSTBR 2,5/ 3-STF-5,08 EX	1809681	50	25.4
4	MVSTBR 2,5/ 4-STF-5,08 EX	1809694	50	30.48
5	MVSTBR 2,5/ 5-STF-5,08 EX	1809704	50	35.56
6	MVSTBR 2,5/ 6-STF-5,08 EX	1809717	50	40.64
7	MVSTBR 2,5/ 7-STF-5,08 EX	1809720	50	45.72
8	MVSTBR 2,5/ 8-STF-5,08 EX	1809733	50	50.8
9	MVSTBR 2,5/ 9-STF-5,08 EX	1809746	50	55.88
10	MVSTBR 2,5/10-STF-5,08 EX	1809759	50	60.96
11	MVSTBR 2,5/11-STF-5,08 EX	1809762	50	66.04
12	MVSTBR 2,5/12-STF-5,08 EX	1809775	50	71.12

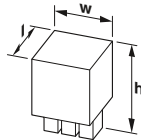


### Technical data

Product Line	COMBICON Connectors M		
Connection system / type of contact	COMBICON MSTB 2,5 EX / Socket		
Locking	Screw flange		
Ex marking	0344 Ex II 2GD / Ex eb IIC Gb		
Examination certificate	KEMA 10ATEX0196 U		
IECEx certificate	IECEx KEM 10.0093U		
Connection capacity			
rigid / flexible	[mm <sup>2</sup> ]	0.2 - 2.5 / 0.2 - 2.5	
rigid / flexible	AWG	- / 24 - 12	
Stripping length	[mm]	- 7	
Tightening torque clamping space	[Nm]	0.5 - 0.6	
Electrical parameters			
rated current / nominal cross section	[A] / [mm <sup>2</sup> ]	12 / 2.5	
Rated voltage	[V]	176	
General data			
Type of insulation material / insulation material group	PA / I		
Flammability rating in accordance with UL 94	V0		

## PCB connector, Screw connection with tension sleeve, Pitch: 5 mm

MVSTBW 2,5/...-ST



Dimensions	[mm]
Length [l]	12.5
Height [h]	26

UL  
Ex:

### Ordering data

No. of pos.	Type	Item No.	Pcs./ Pkt.	Width w [mm]
2	MVSTBW 2,5/ 2-ST	1792524	100	10
3	MVSTBW 2,5/ 3-ST	1792537	100	15
4	MVSTBW 2,5/ 4-ST	1792540	100	20
5	MVSTBW 2,5/ 5-ST	1792553	100	25
6	MVSTBW 2,5/ 6-ST	1792566	50	30
7	MVSTBW 2,5/ 7-ST	1792579	50	35
8	MVSTBW 2,5/ 8-ST	1792582	50	40
9	MVSTBW 2,5/ 9-ST	1792595	50	45
10	MVSTBW 2,5/10-ST	1792605	50	50
11	MVSTBW 2,5/11-ST	1792618	50	55
12	MVSTBW 2,5/12-ST	1792621	50	60
13	MVSTBW 2,5/13-ST	1792634	50	65
14	MVSTBW 2,5/14-ST	1792647	50	70
15	MVSTBW 2,5/15-ST	1792650	50	75
16	MVSTBW 2,5/16-ST	1792663	50	80
17	MVSTBW 2,5/17-ST	1792676	50	85
18	MVSTBW 2,5/18-ST	1792689	50	90
19	MVSTBW 2,5/19-ST	1792692	50	95
20	MVSTBW 2,5/20-ST	1792702	50	100
21	MVSTBW 2,5/21-ST	1792715	50	105
22	MVSTBW 2,5/22-ST	1792728	50	110
23	MVSTBW 2,5/23-ST	1792731	50	115
24	MVSTBW 2,5/24-ST	1792744	50	120

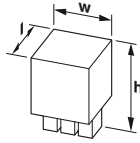


### Technical data

Product Line	COMBICON Connectors M			
Connection system / type of contact	COMBICON MSTB 2,5 / Socket			
Locking	without			
Connection capacity				
rigid / flexible	[mm <sup>2</sup> ]	0.2 - 2.5 / 0.2 - 2.5		
Flexible with ferrules without plastic sleeve	[mm <sup>2</sup> ]	0.25 - 2.5		
Flexible with ferrules with plastic sleeve	[mm <sup>2</sup> ]	0.25 - 2.5		
2 conductors with same cross section solid / stranded	[mm <sup>2</sup> ]	0.2 - 1 / 0.2 - 1.5		
2 conductors with same cross section, stranded, with ferrule without plastic sleeve	[mm <sup>2</sup> ]	0.25 - 1		
Conductor cross section AWG/kcmil		24 - 12		
Stripping length	[mm]	7		
Tightening torque	[Nm]	0.5 - 0.6 Nm		
Electrical parameters				
rated current / nominal cross section	[A] / [mm <sup>2</sup> ]	12 / 2.5		
Surge voltage category/degree of pollution		III / 3	III / 2	II / 2
Rated insulation voltage	[V]	250	320	630
Rated surge voltage	[kV]	4	4	4
General data				
Type of insulation material / insulation material group	PA / I			
Flammability rating in accordance with UL 94	V0			
Certification data				
Note	More detailed information on the approval data can be found on our website.			

PCB connector, Screw connection with tension sleeve, Pitch: 5.08 mm

MVSTBW 2,5/...-ST



Dimensions	[mm]
Length [l]	12.5
Height [h]	26



Ordering data

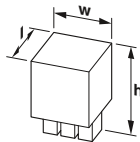
No. of pos.	Type	Item No.	Pcs./ Pkt.	Width w [mm]
2	MVSTBW 2,5/ 2-ST-5,08	1792757	100	10.16
3	MVSTBW 2,5/ 3-ST-5,08	1792760	100	15.24
4	MVSTBW 2,5/ 4-ST-5,08	1792773	100	20.32
5	MVSTBW 2,5/ 5-ST-5,08	1792786	100	25.4
6	MVSTBW 2,5/ 6-ST-5,08	1792799	50	30.48
7	MVSTBW 2,5/ 7-ST-5,08	1792809	50	35.56
8	MVSTBW 2,5/ 8-ST-5,08	1792812	50	40.64
9	MVSTBW 2,5/ 9-ST-5,08	1792825	50	45.72
10	MVSTBW 2,5/10-ST-5,08	1792838	50	50.8
11	MVSTBW 2,5/11-ST-5,08	1792841	50	55.88
12	MVSTBW 2,5/12-ST-5,08	1792854	50	60.96
13	MVSTBW 2,5/13-ST-5,08	1792867	50	66.04
14	MVSTBW 2,5/14-ST-5,08	1792870	50	71.12
15	MVSTBW 2,5/15-ST-5,08	1792883	50	76.2
16	MVSTBW 2,5/16-ST-5,08	1792896	50	81.28
17	MVSTBW 2,5/17-ST-5,08	1792906	50	86.36
18	MVSTBW 2,5/18-ST-5,08	1792919	50	91.44
19	MVSTBW 2,5/19-ST-5,08	1792922	50	96.52
20	MVSTBW 2,5/20-ST-5,08	1792935	50	101.6
21	MVSTBW 2,5/21-ST-5,08	1792948	50	106.68
22	MVSTBW 2,5/22-ST-5,08	1792951	50	111.76
23	MVSTBW 2,5/23-ST-5,08	1792964	50	116.84
24	MVSTBW 2,5/24-ST-5,08	1792977	50	121.92

Technical data

Product Line		COMBICON Connectors M		
Connection system / type of contact		COMBICON MSTB 2,5 / Socket		
Locking		without		
Connection capacity				
rigid / flexible	[mm <sup>2</sup> ]	0.2 - 2.5 / 0.2 - 2.5		
Flexible with ferrules without plastic sleeve	[mm <sup>2</sup> ]	0.25 - 2.5		
Flexible with ferrules with plastic sleeve	[mm <sup>2</sup> ]	0.25 - 2.5		
2 conductors with same cross section solid / stranded	[mm <sup>2</sup> ]	0.2 - 1 / 0.2 - 1.5		
2 conductors with same cross section, stranded, with ferrule without plastic sleeve	[mm <sup>2</sup> ]	0.25 - 1		
Conductor cross section AWG/kcmil		24 - 12		
Stripping length		7		
Tightening torque		0.5 - 0.6 Nm		
Electrical parameters				
rated current / nominal cross section		[A] / [mm <sup>2</sup> ]		12 / 2.5
Surge voltage category/degree of pollution		III/3	III / 2	II / 2
Rated insulation voltage		250	320	630
Rated surge voltage		[kV]	4	4
General data				
Type of insulation material / insulation material group		PA / I		
Flammability rating in accordance with UL 94		V0		
Certification data				
Note		More detailed information on the approval data can be found on our website.		

PCB connector, Screw connection with tension sleeve, Pitch: 5 mm

MVSTBW 2,5/...-STF



Dimensions	[mm]
Length [l]	12.6
Height [h]	26



Ordering data

No. of pos.	Type	Item No.	Pcs./ Pkt.	Width w [mm]
2	MVSTBW 2,5/ 2-STF	1835287	50	20
3	MVSTBW 2,5/ 3-STF	1835290	50	25
4	MVSTBW 2,5/ 4-STF	1835300	50	30
5	MVSTBW 2,5/ 5-STF	1835313	50	35
6	MVSTBW 2,5/ 6-STF	1835326	50	40
7	MVSTBW 2,5/ 7-STF	1835339	50	45
8	MVSTBW 2,5/ 8-STF	1835342	50	50
9	MVSTBW 2,5/ 9-STF	1835355	50	55
10	MVSTBW 2,5/10-STF	1835368	50	60
11	MVSTBW 2,5/11-STF	1835371	50	65
12	MVSTBW 2,5/12-STF	1835384	50	70
13	MVSTBW 2,5/13-STF	1835397	50	75
14	MVSTBW 2,5/14-STF	1835407	50	80
15	MVSTBW 2,5/15-STF	1835410	50	85
16	MVSTBW 2,5/16-STF	1835423	50	90
17	MVSTBW 2,5/17-STF	1835436	50	95
18	MVSTBW 2,5/18-STF	1835449	50	100
19	MVSTBW 2,5/19-STF	1835452	50	105
20	MVSTBW 2,5/20-STF	1835465	50	110

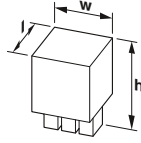
Technical data

Product Line		COMBICON Connectors M		
Connection system / type of contact		COMBICON MSTB 2,5 / Socket		
Locking		Screw flange		
Connection capacity				
rigid / flexible	[mm <sup>2</sup> ]	0.2 - 2.5 / 0.2 - 2.5		
Flexible with ferrules without plastic sleeve	[mm <sup>2</sup> ]	0.25 - 2.5		
Flexible with ferrules with plastic sleeve	[mm <sup>2</sup> ]	0.25 - 2.5		
2 conductors with same cross section solid / stranded	[mm <sup>2</sup> ]	0.2 - 1 / 0.2 - 1.5		
2 conductors with same cross section, stranded, with ferrule without plastic sleeve	[mm <sup>2</sup> ]	0.25 - 1		
Conductor cross section AWG/kcmil		24 - 12		
Stripping length		7		
Tightening torque		0.5 - 0.6 Nm		
Electrical parameters				
rated current / nominal cross section		[A] / [mm <sup>2</sup> ]		12 / 2.5
Surge voltage category/degree of pollution		III/3	III / 2	II / 2
Rated insulation voltage		250	320	630
Rated surge voltage		[kV]	4	4
General data				
Type of insulation material / insulation material group		PA / I		
Flammability rating in accordance with UL 94		V0		
Certification data				
Note		More detailed information on the approval data can be found on our website.		

# COMBICON connectors M up to 2.5 mm<sup>2</sup> (14 AWG)

## PCB connector, Screw connection with tension sleeve, Pitch: 5.08 mm

MVSTBW 2,5/...-STF



Dimensions	[mm]
Length [l]	12.6
Height [h]	26



### Ordering data

No. of pos.	Type	Item No.	Pcs./ Pkt.	Width w [mm]
2	MVSTBW 2,5/ 2-STF-5,08	1834903	50	20.32
3	MVSTBW 2,5/ 3-STF-5,08	1834916	50	25.4
4	MVSTBW 2,5/ 4-STF-5,08	1834929	50	30.48
5	MVSTBW 2,5/ 5-STF-5,08	1834932	50	35.56
6	MVSTBW 2,5/ 6-STF-5,08	1834945	50	40.64
7	MVSTBW 2,5/ 7-STF-5,08	1834958	50	45.72
8	MVSTBW 2,5/ 8-STF-5,08	1834961	50	50.8
9	MVSTBW 2,5/ 9-STF-5,08	1834974	50	55.88
10	MVSTBW 2,5/10-STF-5,08	1834987	50	60.96
11	MVSTBW 2,5/11-STF-5,08	1834990	50	66.04
12	MVSTBW 2,5/12-STF-5,08	1835009	50	71.12
13	MVSTBW 2,5/13-STF-5,08	1835012	50	76.2
14	MVSTBW 2,5/14-STF-5,08	1835025	50	81.28
15	MVSTBW 2,5/15-STF-5,08	1835038	50	86.36
16	MVSTBW 2,5/16-STF-5,08	1835041	50	91.44
17	MVSTBW 2,5/17-STF-5,08	1835054	50	96.52
18	MVSTBW 2,5/18-STF-5,08	1835067	50	101.6
19	MVSTBW 2,5/19-STF-5,08	1835070	50	106.68
20	MVSTBW 2,5/20-STF-5,08	1835083	50	111.76

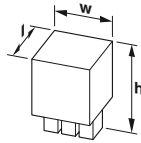


### Technical data

Product Line	COMBICON Connectors M		
Connection system / type of contact	COMBICON MSTB 2,5 / Socket		
Locking	Screw flange		
Connection capacity			
rigid / flexible	[mm <sup>2</sup> ]	0.2 - 2.5 / 0.2 - 2.5	
Flexible with ferrules without plastic sleeve	[mm <sup>2</sup> ]	0.25 - 2.5	
Flexible with ferrules with plastic sleeve	[mm <sup>2</sup> ]	0.25 - 2.5	
2 conductors with same cross section solid / stranded	[mm <sup>2</sup> ]	0.2 - 1 / 0.2 - 1.5	
2 conductors with same cross section, stranded, with ferrule without plastic sleeve	[mm <sup>2</sup> ]	0.25 - 1	
Conductor cross section AWG/kcmil		24 - 12	
Stripping length	[mm]	7	
Tightening torque	[Nm]	0.5 - 0.6 Nm	
Electrical parameters			
rated current / nominal cross section	[A] / [mm <sup>2</sup> ]	12 / 2.5	
Surge voltage category/degree of pollution		III / 3	III / 2 II / 2
Rated insulation voltage	[V]	250	320 630
Rated surge voltage	[kV]	4	4 4
General data			
Type of insulation material / insulation material group	PA / I		
Flammability rating in accordance with UL 94	V0		
Certification data			
Note	More detailed information on the approval data can be found on our website.		

## PCB connector, Screw connection with tension sleeve, Pitch: 5.08 mm

MVSTBW 2,5/...-STF-EX



Dimensions	[mm]
Length [l]	12.6
Height [h]	26



### Ordering data

No. of pos.	Type	Item No.	Pcs./ Pkt.	Width w [mm]
2	MVSTBW 2,5/ 2-STF-5,08 EX	1809788	50	20.32
3	MVSTBW 2,5/ 3-STF-5,08 EX	1809791	50	25.4
4	MVSTBW 2,5/ 4-STF-5,08 EX	1809801	50	30.48
5	MVSTBW 2,5/ 5-STF-5,08 EX	1809814	50	35.56
6	MVSTBW 2,5/ 6-STF-5,08 EX	1809827	50	40.64
7	MVSTBW 2,5/ 7-STF-5,08 EX	1809830	50	45.72
8	MVSTBW 2,5/ 8-STF-5,08 EX	1809843	50	50.8
9	MVSTBW 2,5/ 9-STF-5,08 EX	1809856	50	55.88
10	MVSTBW 2,5/10-STF-5,08 EX	1809869	50	60.96
11	MVSTBW 2,5/11-STF-5,08 EX	1809872	50	66.04
12	MVSTBW 2,5/12-STF-5,08 EX	1809885	50	71.12



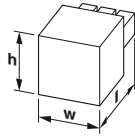
### Technical data

Product Line	COMBICON Connectors M		
Connection system / type of contact	COMBICON MSTB 2,5 EX / Socket		
Locking	Screw flange		
Ex marking	0344 Ex / II 2GD / Ex eb IIC Gb		
Examination certificate	KEMA 10ATEX0196 U		
IECEx certificate	IECEx KEM 10.0093U		
Connection capacity			
rigid / flexible	[mm <sup>2</sup> ]	0.2 - 2.5 / 0.2 - 2.5	
rigid / flexible	AWG	- / 24 - 12	
Stripping length	[mm]	- 7	
Tightening torque clamping space	[Nm]	0.5 - 0.6	
Electrical parameters			
rated current / nominal cross section	[A] / [mm <sup>2</sup> ]	12 / 2.5	
Rated voltage	[V]	176	
General data			
Type of insulation material / insulation material group	PA / I		
Flammability rating in accordance with UL 94	V0		



PCB connector, Screw connection with tension sleeve, Pitch: 5 mm

SMSTB 2,5/..-ST



Dimensions	[mm]
Length [l]	25.6
Height [h]	15.5



Ordering data

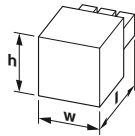
No. of pos.	Type	Item No.	Pcs./ Pkt.	Width w [mm]
2	SMSTB 2,5/ 2-ST	1768765	100	10
3	SMSTB 2,5/ 3-ST	1768778	100	15
4	SMSTB 2,5/ 4-ST	1768781	100	20
5	SMSTB 2,5/ 5-ST	1768794	100	25
6	SMSTB 2,5/ 6-ST	1768804	50	30
7	SMSTB 2,5/ 7-ST	1768817	50	35
8	SMSTB 2,5/ 8-ST	1768448	50	40
9	SMSTB 2,5/ 9-ST	1768820	50	45
10	SMSTB 2,5/10-ST	1768833	50	50
11	SMSTB 2,5/11-ST	1768846	50	55
12	SMSTB 2,5/12-ST	1768859	50	60
13	SMSTB 2,5/13-ST	1768862	50	65
14	SMSTB 2,5/14-ST	1768875	50	70
15	SMSTB 2,5/15-ST	1768888	50	75
16	SMSTB 2,5/16-ST	1768891	50	80
17	SMSTB 2,5/17-ST	1768901	50	85
18	SMSTB 2,5/18-ST	1768914	50	90
19	SMSTB 2,5/19-ST	1768927	50	95
20	SMSTB 2,5/20-ST	1768930	50	100
21	SMSTB 2,5/21-ST	1768943	50	105
22	SMSTB 2,5/22-ST	1768956	50	110
23	SMSTB 2,5/23-ST	1768969	50	115
24	SMSTB 2,5/24-ST	1768972	50	120

Technical data

Product Line		COMBICON Connectors M		
Connection system / type of contact		COMBICON MSTB 2,5 / Socket		
Locking		without		
Connection capacity				
rigid / flexible	[mm <sup>2</sup> ]	0.2 - 2.5 / 0.2 - 2.5		
Flexible with ferrules without plastic sleeve	[mm <sup>2</sup> ]	0.25 - 2.5		
Flexible with ferrules with plastic sleeve	[mm <sup>2</sup> ]	0.25 - 2.5		
2 conductors with same cross section solid / stranded	[mm <sup>2</sup> ]	0.2 - 1 / 0.2 - 1.5		
2 conductors with same cross section, stranded, with ferrule without plastic sleeve	[mm <sup>2</sup> ]	0.25 - 1		
Conductor cross section AWG/kcmil		24 - 12		
Stripping length		7		
Tightening torque		0.5 - 0.6 Nm		
Electrical parameters				
rated current / nominal cross section		[A] / [mm <sup>2</sup> ]		12 / 2.5
Surge voltage category/degree of pollution		III/3	III / 2	II / 2
Rated insulation voltage		250	320	630
Rated surge voltage		[kV]	4	4
General data				
Type of insulation material / insulation material group		PA / I		
Flammability rating in accordance with UL 94		V0		
Certification data				
Note		More detailed information on the approval data can be found on our website.		

PCB connector, Screw connection with tension sleeve, Pitch: 5.08 mm

SMSTB 2,5/..-ST



Dimensions	[mm]
Length [l]	25.6
Height [h]	15.5



Ordering data

No. of pos.	Type	Item No.	Pcs./ Pkt.	Width w [mm]
2	SMSTB 2,5/ 2-ST-5,08	1826283	100	10.16
3	SMSTB 2,5/ 3-ST-5,08	1826296	100	15.24
4	SMSTB 2,5/ 4-ST-5,08	1826306	100	20.32
5	SMSTB 2,5/ 5-ST-5,08	1826319	100	25.4
6	SMSTB 2,5/ 6-ST-5,08	1826322	50	30.48
7	SMSTB 2,5/ 7-ST-5,08	1826335	50	35.56
8	SMSTB 2,5/ 8-ST-5,08	1826348	50	40.64
9	SMSTB 2,5/ 9-ST-5,08	1826351	50	45.72
10	SMSTB 2,5/10-ST-5,08	1826364	50	50.8
11	SMSTB 2,5/11-ST-5,08	1826377	50	55.88
12	SMSTB 2,5/12-ST-5,08	1826380	50	60.96
13	SMSTB 2,5/13-ST-5,08	1826393	50	66.04
14	SMSTB 2,5/14-ST-5,08	1826403	50	71.12
15	SMSTB 2,5/15-ST-5,08	1826416	50	76.2
16	SMSTB 2,5/16-ST-5,08	1826429	50	81.28
17	SMSTB 2,5/17-ST-5,08	1850563	50	86.36
18	SMSTB 2,5/18-ST-5,08	1850576	50	91.44
19	SMSTB 2,5/19-ST-5,08	1850589	50	96.52
20	SMSTB 2,5/20-ST-5,08	1850592	50	101.6
21	SMSTB 2,5/21-ST-5,08	1850602	50	106.68
22	SMSTB 2,5/22-ST-5,08	1850615	50	111.76
23	SMSTB 2,5/23-ST-5,08	1850628	50	116.84
24	SMSTB 2,5/24-ST-5,08	1850631	50	121.92

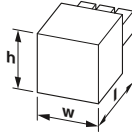
Technical data

Product Line		COMBICON Connectors M		
Connection system / type of contact		COMBICON MSTB 2,5 / Socket		
Locking		without		
Connection capacity				
rigid / flexible	[mm <sup>2</sup> ]	0.2 - 2.5 / 0.2 - 2.5		
Flexible with ferrules without plastic sleeve	[mm <sup>2</sup> ]	0.25 - 2.5		
Flexible with ferrules with plastic sleeve	[mm <sup>2</sup> ]	0.25 - 2.5		
2 conductors with same cross section solid / stranded	[mm <sup>2</sup> ]	0.2 - 1 / 0.2 - 1.5		
2 conductors with same cross section, stranded, with ferrule without plastic sleeve	[mm <sup>2</sup> ]	0.25 - 1		
Conductor cross section AWG/kcmil		24 - 12		
Stripping length		7		
Tightening torque		0.5 - 0.6 Nm		
Electrical parameters				
rated current / nominal cross section		[A] / [mm <sup>2</sup> ]		12 / 2.5
Surge voltage category/degree of pollution		III/3	III / 2	II / 2
Rated insulation voltage		250	320	630
Rated surge voltage		[kV]	4	4
General data				
Type of insulation material / insulation material group		PA / I		
Flammability rating in accordance with UL 94		V0		
Certification data				
Note		More detailed information on the approval data can be found on our website.		

# COMBICON connectors M up to 2.5 mm<sup>2</sup> (14 AWG)

## PCB connector, Screw connection with tension sleeve, Pitch: 5 mm

SMSTB 2,5/...-STF



Dimensions	[mm]
Length [l]	25.6
Height [h]	15.5



### Ordering data

No. of pos.	Type	Item No.	Pcs./ Pkt.	Width w [mm]
2	SMSTB 2,5/ 2-STF	1970870	50	20
3	SMSTB 2,5/ 3-STF	1970883	50	25
4	SMSTB 2,5/ 4-STF	1970896	50	30
5	SMSTB 2,5/ 5-STF	1970906	50	35
6	SMSTB 2,5/ 6-STF	1970919	50	40
7	SMSTB 2,5/ 7-STF	1970922	50	45
8	SMSTB 2,5/ 8-STF	1970935	50	50
9	SMSTB 2,5/ 9-STF	1970948	50	55
10	SMSTB 2,5/10-STF	1970951	50	60
11	SMSTB 2,5/11-STF	1970964	50	65
12	SMSTB 2,5/12-STF	1970977	50	70
13	SMSTB 2,5/13-STF	1970980	50	75
14	SMSTB 2,5/14-STF	1970993	50	80
15	SMSTB 2,5/15-STF	1971002	50	85
16	SMSTB 2,5/16-STF	1971015	50	90
17	SMSTB 2,5/17-STF	1971028	50	95
18	SMSTB 2,5/18-STF	1971031	50	100
19	SMSTB 2,5/19-STF	1971044	50	105
20	SMSTB 2,5/20-STF	1971057	50	110

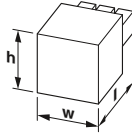


### Technical data

Product Line	COMBICON Connectors M			
Connection system / type of contact	COMBICON MSTB 2,5 / Socket			
Locking	Screw flange			
Connection capacity				
rigid / flexible	[mm <sup>2</sup> ]	0.2 - 2.5 / 0.2 - 2.5		
Flexible with ferrules without plastic sleeve	[mm <sup>2</sup> ]	0.25 - 2.5		
Flexible with ferrules with plastic sleeve	[mm <sup>2</sup> ]	0.25 - 2.5		
2 conductors with same cross section solid / stranded	[mm <sup>2</sup> ]	0.2 - 1 / 0.2 - 1.5		
2 conductors with same cross section, stranded, with ferrule without plastic sleeve	[mm <sup>2</sup> ]	0.25 - 1		
Conductor cross section AWG/kcmil		24 - 12		
Stripping length	[mm]	7		
Tightening torque	[Nm]	0.5 - 0.6 Nm		
Electrical parameters				
rated current / nominal cross section	[A] / [mm <sup>2</sup> ]	12 / 2.5		
Surge voltage category/degree of pollution		III/3	III / 2	II / 2
Rated insulation voltage	[V]	250	320	630
Rated surge voltage	[kV]	4	4	4
General data				
Type of insulation material / insulation material group	PA / I			
Flammability rating in accordance with UL 94	V0			
Certification data				
Note	More detailed information on the approval data can be found on our website.			

## PCB connector, Screw connection with tension sleeve, Pitch: 5.08 mm

SMSTB 2,5/...-STF



Dimensions	[mm]
Length [l]	25.6
Height [h]	15.5



### Ordering data

No. of pos.	Type	Item No.	Pcs./ Pkt.	Width w [mm]
2	SMSTB 2,5/ 2-STF-5,08	1971060	50	20.32
3	SMSTB 2,5/ 3-STF-5,08	1971073	50	25.4
4	SMSTB 2,5/ 4-STF-5,08	1971086	50	30.48
5	SMSTB 2,5/ 5-STF-5,08	1971099	50	35.56
6	SMSTB 2,5/ 6-STF-5,08	1971109	50	40.64
7	SMSTB 2,5/ 7-STF-5,08	1971112	50	45.72
8	SMSTB 2,5/ 8-STF-5,08	1971125	50	50.8
9	SMSTB 2,5/ 9-STF-5,08	1971138	50	55.88
10	SMSTB 2,5/10-STF-5,08	1971141	50	60.96
11	SMSTB 2,5/11-STF-5,08	1971154	50	66.04
12	SMSTB 2,5/12-STF-5,08	1971167	50	71.12
13	SMSTB 2,5/13-STF-5,08	1971170	50	76.2
14	SMSTB 2,5/14-STF-5,08	1971183	50	81.28
15	SMSTB 2,5/15-STF-5,08	1971196	50	86.36
16	SMSTB 2,5/16-STF-5,08	1971206	50	91.44
17	SMSTB 2,5/17-STF-5,08	1971219	50	96.52
18	SMSTB 2,5/18-STF-5,08	1971222	50	101.6
19	SMSTB 2,5/19-STF-5,08	1971235	50	106.68
20	SMSTB 2,5/20-STF-5,08	1971248	50	111.76
21	SMSTB 2,5/21-STF-5,08	1707845	50	116.84
22	SMSTB 2,5/22-STF-5,08	1705300	50	121.92
23	SMSTB 2,5/23-STF-5,08	1707858	50	127
24	SMSTB 2,5/24-STF-5,08	1705313	50	132.08

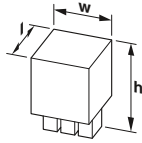


### Technical data

Product Line	COMBICON Connectors M			
Connection system / type of contact	COMBICON MSTB 2,5 / Socket			
Locking	Screw flange			
Connection capacity				
rigid / flexible	[mm <sup>2</sup> ]	0.2 - 2.5 / 0.2 - 2.5		
Flexible with ferrules without plastic sleeve	[mm <sup>2</sup> ]	0.25 - 2.5		
Flexible with ferrules with plastic sleeve	[mm <sup>2</sup> ]	0.25 - 2.5		
2 conductors with same cross section solid / stranded	[mm <sup>2</sup> ]	0.2 - 1 / 0.2 - 1.5		
2 conductors with same cross section, stranded, with ferrule without plastic sleeve	[mm <sup>2</sup> ]	0.25 - 1		
Conductor cross section AWG/kcmil		24 - 12		
Stripping length	[mm]	7		
Tightening torque	[Nm]	0.5 - 0.6 Nm		
Electrical parameters				
rated current / nominal cross section	[A] / [mm <sup>2</sup> ]	12 / 2.5		
Surge voltage category/degree of pollution		III/3	III / 2	II / 2
Rated insulation voltage	[V]	250	320	630
Rated surge voltage	[kV]	4	4	4
General data				
Type of insulation material / insulation material group	PA / I			
Flammability rating in accordance with UL 94	V0			
Certification data				
Note	More detailed information on the approval data can be found on our website.			

PCB connector, Screw connection with tension sleeve, Pitch: 5.08 mm

TVMSTB 2,5/...-ST



Dimensions	[mm]
Length [l]	25.8
Height [h]	19.6



Ordering data

No. of pos.	Type	Item No.	Pcs./ Pkt.	Width w [mm]
2	TVMSTB 2,5/ 2-ST-5,08	1719008	50	10.16
3	TVMSTB 2,5/ 3-ST-5,08	1719011	50	15.24
4	TVMSTB 2,5/ 4-ST-5,08	1719024	50	20.32
5	TVMSTB 2,5/ 5-ST-5,08	1719037	50	25.4
6	TVMSTB 2,5/ 6-ST-5,08	1719040	50	30.48
7	TVMSTB 2,5/ 7-ST-5,08	1719053	50	35.56
8	TVMSTB 2,5/ 8-ST-5,08	1719066	50	40.64
9	TVMSTB 2,5/ 9-ST-5,08	1719079	50	45.72
10	TVMSTB 2,5/10-ST-5,08	1719082	50	50.8

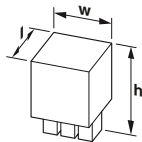


Technical data

Product Line		COMBICON Connectors M		
Connection system / type of contact		COMBICON MSTB 2,5 / Socket		
Locking		without		
Connection capacity				
rigid / flexible	[mm <sup>2</sup> ]	0.2 - 2.5 / 0.2 - 2.5		
Flexible with ferrules without plastic sleeve	[mm <sup>2</sup> ]	0.25 - 2.5		
Flexible with ferrules with plastic sleeve	[mm <sup>2</sup> ]	0.25 - 2.5		
2 conductors with same cross section solid / stranded	[mm <sup>2</sup> ]	0.2 - 1 / 0.2 - 1.5		
2 conductors with same cross section, stranded, with ferrule without plastic sleeve	[mm <sup>2</sup> ]	0.25 - 1		
Conductor cross section AWG/kcmil		24 - 12		
Stripping length		7		
Tightening torque		0.5 - 0.6 Nm		
Electrical parameters				
rated current / nominal cross section		[A] / [mm <sup>2</sup> ]		12 / 2.5
Surge voltage category/degree of pollution		III/3	III / 2	II / 2
Rated insulation voltage		250	400	630
Rated surge voltage		[kV]	4	4
General data				
Type of insulation material / insulation material group		PA / I		
Flammability rating in accordance with UL 94		V0		
Certification data				
Note		More detailed information on the approval data can be found on our website.		

PCB connector, Screw connection with tension sleeve, Pitch: 5.08 mm

TVMSTB 2,5/...-STF



Dimensions	[mm]
Length [l]	19.6
Height [h]	25.8



Ordering data

No. of pos.	Type	Item No.	Pcs./ Pkt.	Width w [mm]
2	TVMSTB 2,5/ 2-STF-5,08	1719095	50	20.16
3	TVMSTB 2,5/ 3-STF-5,08	1719105	50	25.24
4	TVMSTB 2,5/ 4-STF-5,08	1719118	50	30.32
5	TVMSTB 2,5/ 5-STF-5,08	1719121	50	35.4
6	TVMSTB 2,5/ 6-STF-5,08	1719134	50	40.48
7	TVMSTB 2,5/ 7-STF-5,08	1719147	50	45.56
8	TVMSTB 2,5/ 8-STF-5,08	1719150	50	50.64
9	TVMSTB 2,5/ 9-STF-5,08	1719163	50	55.72
10	TVMSTB 2,5/10-STF-5,08	1719176	50	60.8



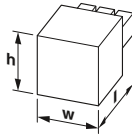
Technical data

Product Line		COMBICON Connectors M		
Connection system / type of contact		COMBICON MSTB 2,5 / Socket		
Locking		Screw flange		
Connection capacity				
rigid / flexible	[mm <sup>2</sup> ]	0.2 - 2.5 / 0.2 - 2.5		
Flexible with ferrules without plastic sleeve	[mm <sup>2</sup> ]	0.25 - 2.5		
Flexible with ferrules with plastic sleeve	[mm <sup>2</sup> ]	0.25 - 2.5		
2 conductors with same cross section solid / stranded	[mm <sup>2</sup> ]	0.2 - 1 / 0.2 - 1.5		
2 conductors with same cross section, stranded, with ferrule without plastic sleeve	[mm <sup>2</sup> ]	0.25 - 1		
Conductor cross section AWG/kcmil		24 - 12		
Stripping length		7		
Tightening torque		0.5 - 0.6 Nm		
Electrical parameters				
rated current / nominal cross section		[A] / [mm <sup>2</sup> ]		12 / 2.5
Surge voltage category/degree of pollution		III/3	III / 2	II / 2
Rated insulation voltage		250	400	630
Rated surge voltage		[kV]	4	4
General data				
Type of insulation material / insulation material group		PA / I		
Flammability rating in accordance with UL 94		V0		
Certification data				
Note		More detailed information on the approval data can be found on our website.		

# COMBICON connectors M up to 2.5 mm<sup>2</sup> (14 AWG)

## PCB connector, Screw connection with tension sleeve, Pitch: 5.08 mm

TMSTBP 2,5/...-ST



Dimensions	[mm]
Length [l]	21.5
Height [h]	28.9



### Ordering data

No. of pos.	Type	Item No.	Pcs./ Pkt.	Width w [mm]
2	TMSTBP 2,5/ 2-ST-5,08	1853010	50	12.16
3	TMSTBP 2,5/ 3-ST-5,08	1853023	50	17.24
4	TMSTBP 2,5/ 4-ST-5,08	1853036	50	22.32
5	TMSTBP 2,5/ 5-ST-5,08	1853049	50	27.4
6	TMSTBP 2,5/ 6-ST-5,08	1853052	50	32.48
7	TMSTBP 2,5/ 7-ST-5,08	1853065	50	37.56
8	TMSTBP 2,5/ 8-ST-5,08	1853078	50	42.64
9	TMSTBP 2,5/ 9-ST-5,08	1853081	50	47.72
10	TMSTBP 2,5/10-ST-5,08	1853094	50	52.8

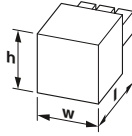


### Technical data

Product Line	COMBICON Connectors M		
Connection system / type of contact	COMBICON MSTB 2,5 / Socket		
Locking	without		
Connection capacity			
rigid / flexible	[mm <sup>2</sup> ]	0.2 - 2.5 / 0.2 - 2.5	
Flexible with ferrules without plastic sleeve	[mm <sup>2</sup> ]	0.25 - 2.5	
Flexible with ferrules with plastic sleeve	[mm <sup>2</sup> ]	0.25 - 2.5	
2 conductors with same cross section solid / stranded	[mm <sup>2</sup> ]	0.2 - 1 / 0.2 - 1.5	
2 conductors with same cross section, stranded, with ferrule without plastic sleeve	[mm <sup>2</sup> ]	0.25 - 1	
Conductor cross section AWG/kcmil		24 - 12	
Stripping length	[mm]	7	
Tightening torque	[Nm]	0.5 - 0.6 Nm	
Electrical parameters			
rated current / nominal cross section	[A] / [mm <sup>2</sup> ]	12 / 2.5	
Surge voltage category/degree of pollution		III / 3	III / 2
Rated insulation voltage	[V]	250	320
Rated surge voltage	[kV]	4	4
General data			
Type of insulation material / insulation material group	PA / I		
Flammability rating in accordance with UL 94	V0		
Certification data			
Note	More detailed information on the approval data can be found on our website.		

## PCB connector, Screw connection with tension sleeve, Pitch: 5.08 mm

TMSTBP 2,5/...-STF



Dimensions	[mm]
Length [l]	21.5
Height [h]	28.9



### Ordering data

No. of pos.	Type	Item No.	Pcs./ Pkt.	Width w [mm]
2	TMSTBP 2,5/ 2-STF-5,08	1853104	50	20.08
3	TMSTBP 2,5/ 3-STF-5,08	1853117	50	25.16
4	TMSTBP 2,5/ 4-STF-5,08	1853120	50	30.24
5	TMSTBP 2,5/ 5-STF-5,08	1853133	50	35.32
6	TMSTBP 2,5/ 6-STF-5,08	1853146	50	40.4
7	TMSTBP 2,5/ 7-STF-5,08	1853159	50	45.48
8	TMSTBP 2,5/ 8-STF-5,08	1853162	50	50.56
9	TMSTBP 2,5/ 9-STF-5,08	1853175	50	55.64
10	TMSTBP 2,5/10-STF-5,08	1853188	50	60.72

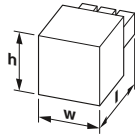


### Technical data

Product Line	COMBICON Connectors M		
Connection system / type of contact	COMBICON MSTB 2,5 / Socket		
Locking	Screw flange		
Connection capacity			
rigid / flexible	[mm <sup>2</sup> ]	0.2 - 2.5 / 0.2 - 2.5	
Flexible with ferrules without plastic sleeve	[mm <sup>2</sup> ]	0.25 - 2.5	
Flexible with ferrules with plastic sleeve	[mm <sup>2</sup> ]	0.25 - 2.5	
2 conductors with same cross section solid / stranded	[mm <sup>2</sup> ]	0.2 - 1 / 0.2 - 1.5	
2 conductors with same cross section, stranded, with ferrule without plastic sleeve	[mm <sup>2</sup> ]	0.25 - 1	
Conductor cross section AWG/kcmil		24 - 12	
Stripping length	[mm]	7	
Tightening torque	[Nm]	0.5 - 0.6 Nm	
Electrical parameters			
rated current / nominal cross section	[A] / [mm <sup>2</sup> ]	12 / 2.5	
Surge voltage category/degree of pollution		III / 3	III / 2
Rated insulation voltage	[V]	250	320
Rated surge voltage	[kV]	4	4
General data			
Type of insulation material / insulation material group	PA / I		
Flammability rating in accordance with UL 94	V0		
Certification data			
Note	More detailed information on the approval data can be found on our website.		

PCB connector, Screw connection with tension sleeve, Pitch: 7.5 mm

GMSTB 2,5/..-ST



Dimensions	[mm]
Length [l]	18.2
Height [h]	15



Ordering data

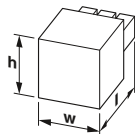
No. of pos.	Type	Item No.	Pcs./ Pkt.	Width w [mm]
2	GMSTB 2,5/ 2-ST	1766880	50	13
3	GMSTB 2,5/ 3-ST	1766893	50	20.5
4	GMSTB 2,5/ 4-ST	1766903	50	28
5	GMSTB 2,5/ 5-ST	1766916	50	35.5
6	GMSTB 2,5/ 6-ST	1766929	50	43
7	GMSTB 2,5/ 7-ST	1766932	50	50.5
8	GMSTB 2,5/ 8-ST	1766945	50	58
9	GMSTB 2,5/ 9-ST	1766958	50	65.5
10	GMSTB 2,5/10-ST	1766961	50	73
11	GMSTB 2,5/11-ST	1766974	50	80.5
12	GMSTB 2,5/12-ST	1766987	50	88

Technical data

Product Line		COMBICON Connectors M		
Connection system / type of contact		COMBICON MSTB 2,5 / Socket		
Locking		without		
Connection capacity				
rigid / flexible	[mm <sup>2</sup> ]	0.2 - 2.5 / 0.2 - 2.5		
Flexible with ferrules without plastic sleeve	[mm <sup>2</sup> ]	0.25 - 2.5		
Flexible with ferrules with plastic sleeve	[mm <sup>2</sup> ]	0.25 - 2.5		
2 conductors with same cross section solid / stranded	[mm <sup>2</sup> ]	0.2 - 1 / 0.2 - 1.5		
2 conductors with same cross section, stranded, with ferrule without plastic sleeve	[mm <sup>2</sup> ]	0.25 - 1		
Conductor cross section AWG/kcmil		24 - 12		
Stripping length		7		
Tightening torque		0.5 - 0.6 Nm		
Electrical parameters				
rated current / nominal cross section		[A] / [mm <sup>2</sup> ]		12 / 2.5
Surge voltage category/degree of pollution		III/3	III / 2	II / 2
Rated insulation voltage		[V]		400 630 1000
Rated surge voltage		[kV]		6 6 6
General data				
Type of insulation material / insulation material group		PA / I		
Flammability rating in accordance with UL 94		V0		
Certification data				
Note		More detailed information on the approval data can be found on our website.		

PCB connector, Screw connection with tension sleeve, Pitch: 7.62 mm

GMSTB 2,5/..-ST



Dimensions	[mm]
Length [l]	18.2
Height [h]	15



Ordering data

No. of pos.	Type	Item No.	Pcs./ Pkt.	Width w [mm]
2	GMSTB 2,5/ 2-ST-7,62	1766990	50	13.24
3	GMSTB 2,5/ 3-ST-7,62	1767012	50	20.86
4	GMSTB 2,5/ 4-ST-7,62	1767025	50	28.48
5	GMSTB 2,5/ 5-ST-7,62	1767038	50	36.1
6	GMSTB 2,5/ 6-ST-7,62	1767041	50	43.72
7	GMSTB 2,5/ 7-ST-7,62	1767054	50	51.34
8	GMSTB 2,5/ 8-ST-7,62	1767067	50	58.96
9	GMSTB 2,5/ 9-ST-7,62	1767070	50	66.58
10	GMSTB 2,5/10-ST-7,62	1767083	50	74.2
11	GMSTB 2,5/11-ST-7,62	1767096	50	81.82
12	GMSTB 2,5/12-ST-7,62	1767106	50	89.44

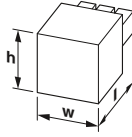
Technical data

Product Line		COMBICON Connectors M		
Connection system / type of contact		COMBICON MSTB 2,5 / Socket		
Locking		without		
Connection capacity				
rigid / flexible	[mm <sup>2</sup> ]	0.2 - 2.5 / 0.2 - 2.5		
Flexible with ferrules without plastic sleeve	[mm <sup>2</sup> ]	0.25 - 2.5		
Flexible with ferrules with plastic sleeve	[mm <sup>2</sup> ]	0.25 - 2.5		
2 conductors with same cross section solid / stranded	[mm <sup>2</sup> ]	0.2 - 1 / 0.2 - 1.5		
2 conductors with same cross section, stranded, with ferrule without plastic sleeve	[mm <sup>2</sup> ]	0.25 - 1		
Conductor cross section AWG/kcmil		24 - 12		
Stripping length		7		
Tightening torque		0.5 - 0.6 Nm		
Electrical parameters				
rated current / nominal cross section		[A] / [mm <sup>2</sup> ]		12 / 2.5
Surge voltage category/degree of pollution		III/3	III / 2	II / 2
Rated insulation voltage		[V]		400 630 1000
Rated surge voltage		[kV]		6 6 6
General data				
Type of insulation material / insulation material group		PA / I		
Flammability rating in accordance with UL 94		V0		
Certification data				
Note		More detailed information on the approval data can be found on our website.		

# COMBICON connectors M up to 2.5 mm<sup>2</sup> (14 AWG)

## PCB connector, Screw connection with tension sleeve, Pitch: 7.62 mm

GMSTB 2,5/...-STF



Dimensions	[mm]
Length [l]	18.2
Height [h]	15



### Ordering data

No. of pos.	Type	Item No.	Pcs./ Pkt.	Width w [mm]
2	GMSTB 2,5/ 2-STF-7,62	1858769	50	25.63
3	GMSTB 2,5/ 3-STF-7,62	1858772	50	33.25
4	GMSTB 2,5/ 4-STF-7,62	1858785	50	40.87
5	GMSTB 2,5/ 5-STF-7,62	1858798	50	48.49
6	GMSTB 2,5/ 6-STF-7,62	1858808	50	56.11
7	GMSTB 2,5/ 7-STF-7,62	1858811	50	63.73
8	GMSTB 2,5/ 8-STF-7,62	1858824	50	71.35
9	GMSTB 2,5/ 9-STF-7,62	1858837	50	78.97
10	GMSTB 2,5/10-STF-7,62	1858840	50	86.59
11	GMSTB 2,5/11-STF-7,62	1858853	50	94.21
12	GMSTB 2,5/12-STF-7,62	1858866	50	101.83

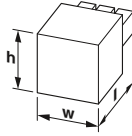


### Technical data

Product Line	COMBICON Connectors M			
Connection system / type of contact	COMBICON MSTB 2,5 / Socket			
Locking	Screw flange			
Connection capacity				
rigid / flexible	[mm <sup>2</sup> ]	0.2 - 2.5 / 0.2 - 2.5		
Flexible with ferrules without plastic sleeve	[mm <sup>2</sup> ]	0.25 - 2.5		
Flexible with ferrules with plastic sleeve	[mm <sup>2</sup> ]	0.25 - 2.5		
2 conductors with same cross section solid / stranded	[mm <sup>2</sup> ]	0.2 - 1 / 0.2 - 1.5		
2 conductors with same cross section, stranded, with ferrule without plastic sleeve	[mm <sup>2</sup> ]	0.25 - 1		
Conductor cross section AWG/kcmil		24 - 12		
Stripping length	[mm]	7		
Tightening torque	[Nm]	0.5 - 0.6 Nm		
Electrical parameters				
rated current / nominal cross section	[A] / [mm <sup>2</sup> ]	12 / 2.5		
Surge voltage category/degree of pollution		III/3	III / 2	
Rated insulation voltage	[V]	400	630	1000
Rated surge voltage	[kV]	6	6	6
General data				
Type of insulation material / insulation material group	PA / I			
Flammability rating in accordance with UL 94	V0			
Certification data				
Note	More detailed information on the approval data can be found on our website.			

## PCB connector, Screw connection with tension sleeve, Pitch: 7.62 mm

GMSTB 2,5/...-STF-EX



Dimensions	[mm]
Length [l]	18.2
Height [h]	15



### Ordering data

No. of pos.	Type	Item No.	Pcs./ Pkt.	Width w [mm]
2	GMSTB 2,5/ 2-STF-7,62 EX	1795776	50	25.63
3	GMSTB 2,5/ 3-STF-7,62 EX	1795789	50	33.25
4	GMSTB 2,5/ 4-STF-7,62 EX	1795792	50	40.87
5	GMSTB 2,5/ 5-STF-7,62 EX	1795802	50	48.49
6	GMSTB 2,5/ 6-STF-7,62 EX	1795815	50	56.11
7	GMSTB 2,5/ 7-STF-7,62 EX	1795828	50	63.73
8	GMSTB 2,5/ 8-STF-7,62 EX	1795831	50	71.35
9	GMSTB 2,5/ 9-STF-7,62 EX	1795844	50	78.97
10	GMSTB 2,5/10-STF-7,62 EX	1795857	50	86.59
11	GMSTB 2,5/11-STF-7,62 EX	1795860	50	94.21
12	GMSTB 2,5/12-STF-7,62 EX	1795873	50	101.83

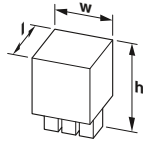


### Technical data

Product Line	COMBICON Connectors M		
Connection system / type of contact	COMBICON MSTB 2,5 EX / Socket		
Locking	Screw flange		
Ex marking	0344 Ex / II 2GD / Ex eb IIC Gb		
Examination certificate	KEMA 10ATEX0196 U		
IECEx certificate	IECEx KEM 10.0093U		
Connection capacity			
rigid / flexible	[mm <sup>2</sup> ]	0.2 - 2.5 / 0.2 - 2.5	
rigid / flexible	AWG	- / 24 - 12	
Stripping length	[mm]	- 7	
Tightening torque clamping space	[Nm]	0.5 - 0.6	
Electrical parameters			
rated current / nominal cross section	[A] / [mm <sup>2</sup> ]	12 / 2.5	
Rated voltage	[V]	352	
General data			
Type of insulation material / insulation material group	PA / I		
Flammability rating in accordance with UL 94	V0		
Certification data			
Note	More detailed information on the approval data can be found on our website.		

PCB connector, Screw connection with tension sleeve, Pitch: 7.5 mm

GMVSTBR 2,5/...-ST



Dimensions	[mm]
Length [l]	12.6
Height [h]	26



Ordering data

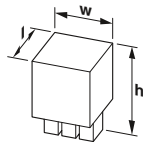
No. of pos.	Type	Item No.	Pcs./ Pkt.	Width w [mm]
2	GMVSTBR 2,5/ 2-ST	1737709	50	13
3	GMVSTBR 2,5/ 3-ST	1737712	50	20.5
4	GMVSTBR 2,5/ 4-ST	1737725	50	28
5	GMVSTBR 2,5/ 5-ST	1737738	50	35.5
6	GMVSTBR 2,5/ 6-ST	1737741	50	43
7	GMVSTBR 2,5/ 7-ST	1737754	50	50.5
8	GMVSTBR 2,5/ 8-ST	1737767	50	58
9	GMVSTBR 2,5/ 9-ST	1737770	50	65.5
10	GMVSTBR 2,5/10-ST	1737783	50	73
11	GMVSTBR 2,5/11-ST	1737796	50	80.5
12	GMVSTBR 2,5/12-ST	1737806	50	88

Technical data

Product Line	COMBICON Connectors M		
Connection system / type of contact	COMBICON MSTB 2,5 / Socket		
Locking	without		
Connection capacity			
rigid / flexible	[mm <sup>2</sup> ]	0.2 - 2.5 / 0.2 - 2.5	
Flexible with ferrules without plastic sleeve	[mm <sup>2</sup> ]	0.25 - 2.5	
Flexible with ferrules with plastic sleeve	[mm <sup>2</sup> ]	0.25 - 2.5	
2 conductors with same cross section solid / stranded	[mm <sup>2</sup> ]	0.2 - 1 / 0.2 - 1.5	
2 conductors with same cross section, stranded, with ferrule without plastic sleeve	[mm <sup>2</sup> ]	0.25 - 1	
Conductor cross section AWG/kcmil		24 - 12	
Stripping length	[mm]	7	
Tightening torque	[Nm]	0.5 - 0.6 Nm	
Electrical parameters			
rated current / nominal cross section	[A] / [mm <sup>2</sup> ]	12 / 2.5	
Surge voltage category/degree of pollution		III/3	III / 2
Rated insulation voltage	[V]	500	630
Rated surge voltage	[kV]	6	6
General data			
Type of insulation material / insulation material group	PA / I		
Flammability rating in accordance with UL 94	V0		
Certification data			
Note	More detailed information on the approval data can be found on our website.		

PCB connector, Screw connection with tension sleeve, Pitch: 7.62 mm

GMVSTBR 2,5/...-ST



Dimensions	[mm]
Length [l]	12.6
Height [h]	26



Ordering data

No. of pos.	Type	Item No.	Pcs./ Pkt.	Width w [mm]
2	GMVSTBR 2,5/ 2-ST-7.62	1832523	50	13.2
3	GMVSTBR 2,5/ 3-ST-7.62	1832536	50	20.82
4	GMVSTBR 2,5/ 4-ST-7.62	1832549	50	28.44
5	GMVSTBR 2,5/ 5-ST-7.62	1832552	50	36.06
6	GMVSTBR 2,5/ 6-ST-7.62	1832565	50	43.68
7	GMVSTBR 2,5/ 7-ST-7.62	1832578	50	51.3
8	GMVSTBR 2,5/ 8-ST-7.62	1832581	50	58.92
9	GMVSTBR 2,5/ 9-ST-7.62	1832594	50	66.54
10	GMVSTBR 2,5/10-ST-7.62	1832604	50	74.16
11	GMVSTBR 2,5/11-ST-7.62	1832617	50	81.78
12	GMVSTBR 2,5/12-ST-7.62	1832620	50	89.4

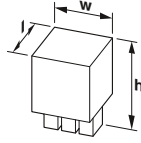
Technical data

Product Line	COMBICON Connectors M		
Connection system / type of contact	COMBICON MSTB 2,5 / Socket		
Locking	without		
Connection capacity			
rigid / flexible	[mm <sup>2</sup> ]	0.2 - 2.5 / 0.2 - 2.5	
Flexible with ferrules without plastic sleeve	[mm <sup>2</sup> ]	0.25 - 2.5	
Flexible with ferrules with plastic sleeve	[mm <sup>2</sup> ]	0.25 - 2.5	
2 conductors with same cross section solid / stranded	[mm <sup>2</sup> ]	0.2 - 1 / 0.2 - 1.5	
2 conductors with same cross section, stranded, with ferrule without plastic sleeve	[mm <sup>2</sup> ]	0.25 - 1	
Conductor cross section AWG/kcmil		24 - 12	
Stripping length	[mm]	7	
Tightening torque	[Nm]	0.5 - 0.6 Nm	
Electrical parameters			
rated current / nominal cross section	[A] / [mm <sup>2</sup> ]	12 / 2.5	
Surge voltage category/degree of pollution		III/3	III / 2
Rated insulation voltage	[V]	500	630
Rated surge voltage	[kV]	6	6
General data			
Type of insulation material / insulation material group	PA / I		
Flammability rating in accordance with UL 94	V0		
Certification data			
Note	More detailed information on the approval data can be found on our website.		

# COMBICON connectors M up to 2.5 mm<sup>2</sup> (14 AWG)

## PCB connector, Screw connection with tension sleeve, Pitch: 7.62 mm

GMVSTBR 2,5/...-STF



Dimensions	[mm]
Length [l]	12.5
Height [h]	26



### Ordering data

No. of pos.	Type	Item No.	Pcs./ Pkt.	Width w [mm]
2	GMVSTBR 2,5/ 2-STF-7,62	1847880	50	25.68
3	GMVSTBR 2,5/ 3-STF-7,62	1847893	50	33.3
4	GMVSTBR 2,5/ 4-STF-7,62	1847903	50	40.92
5	GMVSTBR 2,5/ 5-STF-7,62	1847916	50	48.54
6	GMVSTBR 2,5/ 6-STF-7,62	1847929	50	56.16
7	GMVSTBR 2,5/ 7-STF-7,62	1847932	50	63.78
8	GMVSTBR 2,5/ 8-STF-7,62	1847945	50	71.4
9	GMVSTBR 2,5/ 9-STF-7,62	1847958	50	79.02
10	GMVSTBR 2,5/10-STF-7,62	1847961	50	86.64
11	GMVSTBR 2,5/11-STF-7,62	1847974	50	94.26
12	GMVSTBR 2,5/12-STF-7,62	1847987	50	101.88

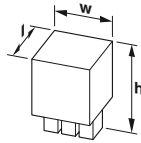


### Technical data

Product Line	COMBICON Connectors M		
Connection system / type of contact	COMBICON MSTB 2,5 / Socket		
Locking	Screw flange		
Connection capacity			
rigid / flexible	[mm <sup>2</sup> ]	0.2 - 2.5 / 0.2 - 2.5	
Flexible with ferrules without plastic sleeve	[mm <sup>2</sup> ]	0.25 - 2.5	
Flexible with ferrules with plastic sleeve	[mm <sup>2</sup> ]	0.25 - 2.5	
2 conductors with same cross section solid / stranded	[mm <sup>2</sup> ]	0.2 - 1 / 0.2 - 1.5	
2 conductors with same cross section, stranded, with ferrule without plastic sleeve	[mm <sup>2</sup> ]	0.25 - 1	
Conductor cross section AWG/kcmil		24 - 12	
Stripping length	[mm]	7	
Tightening torque	[Nm]	0.5 - 0.6 Nm	
Electrical parameters			
rated current / nominal cross section	[A] / [mm <sup>2</sup> ]	12 / 2.5	
Surge voltage category/degree of pollution		III/3	III / 2
Rated insulation voltage	[V]	500	630
Rated surge voltage	[kV]	6	6
General data			
Type of insulation material / insulation material group		PA / I	
Flammability rating in accordance with UL 94		V0	
Certification data			
Note		More detailed information on the approval data can be found on our website.	

## PCB connector, Screw connection with tension sleeve, Pitch: 7.62 mm

GMVSTBR 2,5/...-STF-EX



Dimensions	[mm]
Length [l]	12.5
Height [h]	26



### Ordering data

No. of pos.	Type	Item No.	Pcs./ Pkt.	Width w [mm]
2	GMVSTBR 2,5/ 2-STF-7,62 EX	1809898	50	13.2
3	GMVSTBR 2,5/ 3-STF-7,62 EX	1809908	50	20.82
4	GMVSTBR 2,5/ 4-STF-7,62 EX	1809911	50	28.44
5	GMVSTBR 2,5/ 5-STF-7,62 EX	1809924	50	36.06
6	GMVSTBR 2,5/ 6-STF-7,62 EX	1809937	50	43.68
7	GMVSTBR 2,5/ 7-STF-7,62 EX	1809940	50	51.3
8	GMVSTBR 2,5/ 8-STF-7,62 EX	1809953	50	58.92
9	GMVSTBR 2,5/ 9-STF-7,62 EX	1809966	50	66.54
10	GMVSTBR 2,5/10-STF-7,62 EX	1809979	50	74.16
11	GMVSTBR 2,5/11-STF-7,62 EX	1809982	50	81.78
12	GMVSTBR 2,5/12-STF-7,62 EX	1809995	50	89.4



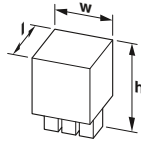
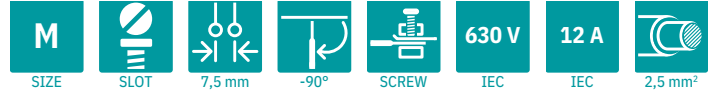
### Technical data

Product Line	COMBICON Connectors M		
Connection system / type of contact	COMBICON MSTB 2,5 EX / Socket		
Locking	Screw flange		
Ex marking	0344 Ex / II 2GD / Ex eb IIC Gb		
Examination certificate	KEMA 10ATEX0196 U		
IECEx certificate	IECEx KEM 10.0093U		
Connection capacity			
rigid / flexible	[mm <sup>2</sup> ]	0.2 - 2.5 / 0.2 - 2.5	
rigid / flexible	AWG	- / 24 - 12	
Stripping length	[mm]	- 7	
Tightening torque clamping space	[Nm]	0.5 - 0.6	
Electrical parameters			
rated current / nominal cross section	[A] / [mm <sup>2</sup> ]	12 / 2.5	
Rated voltage	[V]	352	
General data			
Type of insulation material / insulation material group		PA / I	
Flammability rating in accordance with UL 94		V0	



PCB connector, Screw connection with tension sleeve, Pitch: 7.5 mm

GMVSTBW 2,5/...-ST



Dimensions	[mm]
Length [l]	12.6
Height [h]	26



Ordering data

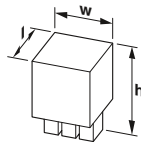
No. of pos.	Type	Item No.	Pcs./ Pkt.	Width w [mm]
2	GMVSTBW 2,5/ 2-ST	1737819	50	13
3	GMVSTBW 2,5/ 3-ST	1737822	50	20.5
4	GMVSTBW 2,5/ 4-ST	1737835	50	28
5	GMVSTBW 2,5/ 5-ST	1737848	50	35.5
6	GMVSTBW 2,5/ 6-ST	1737851	50	43
7	GMVSTBW 2,5/ 7-ST	1737864	50	50.5
8	GMVSTBW 2,5/ 8-ST	1737877	50	58
9	GMVSTBW 2,5/ 9-ST	1737880	50	65.5
10	GMVSTBW 2,5/10-ST	1737893	50	73
11	GMVSTBW 2,5/11-ST	1737903	50	80.5
12	GMVSTBW 2,5/12-ST	1737916	50	88

Technical data

Product Line		COMBICON Connectors M		
Connection system / type of contact		COMBICON MSTB 2,5 / Socket		
Locking		without		
Connection capacity				
rigid / flexible	[mm <sup>2</sup> ]	0.2 - 2.5 / 0.2 - 2.5		
Flexible with ferrules without plastic sleeve	[mm <sup>2</sup> ]	0.25 - 2.5		
Flexible with ferrules with plastic sleeve	[mm <sup>2</sup> ]	0.25 - 2.5		
2 conductors with same cross section solid / stranded	[mm <sup>2</sup> ]	0.2 - 1 / 0.2 - 1.5		
2 conductors with same cross section, stranded, with ferrule without plastic sleeve	[mm <sup>2</sup> ]	0.25 - 1		
Conductor cross section AWG/kcmil		24 - 12		
Stripping length		7		
Tightening torque		0.5 - 0.6 Nm		
Electrical parameters				
rated current / nominal cross section		[A] / [mm <sup>2</sup> ]		12 / 2.5
Surge voltage category/degree of pollution		III/3	III / 2	II / 2
Rated insulation voltage		500	630	1000
Rated surge voltage		[kV]	6	6
General data				
Type of insulation material / insulation material group		PA / I		
Flammability rating in accordance with UL 94		V0		
Certification data				
Note		More detailed information on the approval data can be found on our website.		

PCB connector, Screw connection with tension sleeve, Pitch: 7.62 mm

GMVSTBW 2,5/...-ST



Dimensions	[mm]
Length [l]	12.52
Height [h]	26



Ordering data

No. of pos.	Type	Item No.	Pcs./ Pkt.	Width w [mm]
2	GMVSTBW 2,5/ 2-ST-7,62	1832413	50	13.2
3	GMVSTBW 2,5/ 3-ST-7,62	1832426	50	20.82
4	GMVSTBW 2,5/ 4-ST-7,62	1832439	50	28.44
5	GMVSTBW 2,5/ 5-ST-7,62	1832442	50	36.06
6	GMVSTBW 2,5/ 6-ST-7,62	1832455	50	43.68
7	GMVSTBW 2,5/ 7-ST-7,62	1832468	50	51.3
8	GMVSTBW 2,5/ 8-ST-7,62	1832471	50	58.92
9	GMVSTBW 2,5/ 9-ST-7,62	1832484	50	66.54
10	GMVSTBW 2,5/10-ST-7,62	1832497	50	74.16
11	GMVSTBW 2,5/11-ST-7,62	1832507	50	81.78
12	GMVSTBW 2,5/12-ST-7,62	1832510	50	89.4

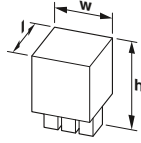
Technical data

Product Line		COMBICON Connectors M		
Connection system / type of contact		COMBICON MSTB 2,5 / Socket		
Locking		without		
Connection capacity				
rigid / flexible	[mm <sup>2</sup> ]	0.2 - 2.5 / 0.2 - 2.5		
Flexible with ferrules without plastic sleeve	[mm <sup>2</sup> ]	0.25 - 2.5		
Flexible with ferrules with plastic sleeve	[mm <sup>2</sup> ]	0.25 - 2.5		
2 conductors with same cross section solid / stranded	[mm <sup>2</sup> ]	0.2 - 1 / 0.2 - 1.5		
2 conductors with same cross section, stranded, with ferrule without plastic sleeve	[mm <sup>2</sup> ]	0.25 - 1		
Conductor cross section AWG/kcmil		24 - 12		
Stripping length		7		
Tightening torque		0.5 - 0.6 Nm		
Electrical parameters				
rated current / nominal cross section		[A] / [mm <sup>2</sup> ]		12 / 2.5
Surge voltage category/degree of pollution		III/3	III / 2	II / 2
Rated insulation voltage		500	630	1000
Rated surge voltage		[kV]	6	6
General data				
Type of insulation material / insulation material group		PA / I		
Flammability rating in accordance with UL 94		V0		
Certification data				
Note		More detailed information on the approval data can be found on our website.		

# COMBICON connectors M up to 2.5 mm<sup>2</sup> (14 AWG)

## PCB connector, Screw connection with tension sleeve, Pitch: 7.62 mm

GMVSTBW 2,5/...-STF



Dimensions	[mm]
Length [l]	12.52
Height [h]	26



### Ordering data

No. of pos.	Type	Item No.	Pcs./ Pkt.	Width w [mm]
2	GMVSTBW 2,5/ 2-STF-7,62	1847990	50	13.2
3	GMVSTBW 2,5/ 3-STF-7,62	1848009	50	20.82
4	GMVSTBW 2,5/ 4-STF-7,62	1848012	50	28.44
6	GMVSTBW 2,5/ 6-STF-7,62	1848038	50	43.68
7	GMVSTBW 2,5/ 7-STF-7,62	1848041	50	51.3
8	GMVSTBW 2,5/ 8-STF-7,62	1848054	50	58.92
9	GMVSTBW 2,5/ 9-STF-7,62	1848067	50	66.54
10	GMVSTBW 2,5/10-STF-7,62	1848070	50	74.16
11	GMVSTBW 2,5/11-STF-7,62	1848083	50	81.78
12	GMVSTBW 2,5/12-STF-7,62	1848096	50	89.4

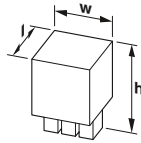


### Technical data

Product Line	COMBICON Connectors M		
Connection system / type of contact	COMBICON MSTB 2,5 / Socket		
Locking	Screw flange		
Connection capacity			
rigid / flexible	[mm <sup>2</sup> ]	0.2 - 2.5 / 0.2 - 2.5	
Flexible with ferrules without plastic sleeve	[mm <sup>2</sup> ]	0.25 - 2.5	
Flexible with ferrules with plastic sleeve	[mm <sup>2</sup> ]	0.25 - 2.5	
2 conductors with same cross section solid / stranded	[mm <sup>2</sup> ]	0.2 - 1 / 0.2 - 1.5	
2 conductors with same cross section, stranded, with ferrule without plastic sleeve	[mm <sup>2</sup> ]	0.25 - 1	
Conductor cross section AWG/kcmil		24 - 12	
Stripping length	[mm]	7	
Tightening torque	[Nm]	0.5 - 0.6 Nm	
Electrical parameters			
rated current / nominal cross section	[A] / [mm <sup>2</sup> ]	12 / 2.5	
Surge voltage category/degree of pollution		III / 3	III / 2 II / 2
Rated insulation voltage	[V]	500	630 1000
Rated surge voltage	[kV]	6	6 6
General data			
Type of insulation material / insulation material group		PA / I	
Flammability rating in accordance with UL 94		V0	
Certification data			
Note	More detailed information on the approval data can be found on our website.		

## PCB connector, Screw connection with tension sleeve, Pitch: 7.62 mm

GMVSTBW 2,5/...-STF-EX



Dimensions	[mm]
Length [l]	12.52
Height [h]	26



### Ordering data

No. of pos.	Type	Item No.	Pcs./ Pkt.	Width w [mm]
2	GMVSTBW 2,5/ 2-STF-7,62 EX	1810007	50	13.2
3	GMVSTBW 2,5/ 3-STF-7,62 EX	1810010	50	20.82
4	GMVSTBW 2,5/ 4-STF-7,62 EX	1810023	50	28.44
5	GMVSTBW 2,5/ 5-STF-7,62 EX	1810036	50	36.06
6	GMVSTBW 2,5/ 6-STF-7,62 EX	1810049	50	43.68
7	GMVSTBW 2,5/ 7-STF-7,62 EX	1810052	50	51.3
8	GMVSTBW 2,5/ 8-STF-7,62 EX	1810065	50	58.92
9	GMVSTBW 2,5/ 9-STF-7,62 EX	1810078	50	66.54
10	GMVSTBW 2,5/10-STF-7,62 EX	1810081	50	74.16
11	GMVSTBW 2,5/11-STF-7,62 EX	1810094	50	81.78
12	GMVSTBW 2,5/12-STF-7,62 EX	1810104	50	89.4

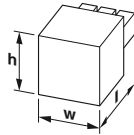


### Technical data

Product Line	COMBICON Connectors M		
Connection system / type of contact	COMBICON MSTB 2,5 EX / Socket		
Locking	Screw flange		
Ex marking	0344 Ex / II 2GD / Ex eb IIC Gb		
Examination certificate	KEMA 10ATEX0196 U		
IECEx certificate	IECEx KEM 10.0093U		
Connection capacity			
rigid / flexible	[mm <sup>2</sup> ]	0.2 - 2.5 / 0.2 - 2.5	
rigid / flexible	AWG	- / 24 - 12	
Stripping length	[mm]	- 7	
Tightening torque clamping space	[Nm]	0.5 - 0.6	
Electrical parameters			
rated current / nominal cross section	[A] / [mm <sup>2</sup> ]	12 / 2.5	
Rated voltage	[V]	352	
General data			
Type of insulation material / insulation material group		PA / I	
Flammability rating in accordance with UL 94		V0	

PCB connector, Screw connection with tension sleeve, Pitch: 5.08 mm

IC 2,5/..-ST



Dimensions	[mm]
Length [l]	19.2
Height [h]	15



Ordering data

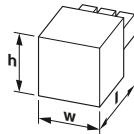
No. of pos.	Type	Item No.	Pcs./ Pkt.	Width w [mm]
2	IC 2,5/ 2-ST-5,08	1786174	50	11.66
3	IC 2,5/ 3-ST-5,08	1786187	50	16.74
4	IC 2,5/ 4-ST-5,08	1786190	50	21.82
5	IC 2,5/ 5-ST-5,08	1786200	50	26.9
6	IC 2,5/ 6-ST-5,08	1786213	50	31.98
7	IC 2,5/ 7-ST-5,08	1786226	50	37.06
8	IC 2,5/ 8-ST-5,08	1786239	50	42.14
9	IC 2,5/ 9-ST-5,08	1786242	50	47.22
10	IC 2,5/10-ST-5,08	1786255	50	52.3
11	IC 2,5/11-ST-5,08	1786268	50	57.38
12	IC 2,5/12-ST-5,08	1786271	50	62.46
13	IC 2,5/13-ST-5,08	1786284	50	67.54
14	IC 2,5/14-ST-5,08	1786297	50	72.62
15	IC 2,5/15-ST-5,08	1786307	50	77.7
16	IC 2,5/16-ST-5,08	1786310	50	82.78
17	IC 2,5/17-ST-5,08	1786323	50	87.86
18	IC 2,5/18-ST-5,08	1786336	50	92.94
19	IC 2,5/19-ST-5,08	1786349	50	98.02
20	IC 2,5/20-ST-5,08	1786352	50	103.1
21	IC 2,5/21-ST-5,08	1786365	50	108.18
22	IC 2,5/22-ST-5,08	1786378	50	113.26
23	IC 2,5/23-ST-5,08	1786381	50	118.34
24	IC 2,5/24-ST-5,08	1786394	50	123.42

Technical data

Product Line	COMBICON Connectors M		
Connection system / type of contact	COMBICON MSTB 2,5 / Pin		
Locking	without		
Connection capacity			
rigid / flexible	[mm <sup>2</sup> ]	0.2 - 2.5 / 0.2 - 2.5	
Flexible with ferrules without plastic sleeve	[mm <sup>2</sup> ]	0.25 - 2.5	
Flexible with ferrules with plastic sleeve	[mm <sup>2</sup> ]	0.25 - 2.5	
2 conductors with same cross section solid / stranded	[mm <sup>2</sup> ]	0.2 - 1 / 0.2 - 1.5	
2 conductors with same cross section, stranded, with ferrule without plastic sleeve	[mm <sup>2</sup> ]	0.25 - 1	
Conductor cross section AWG/kcmil		24 - 12	
Stripping length	[mm]	7	
Tightening torque	[Nm]	0.5 - 0.6 Nm	
Electrical parameters			
rated current / nominal cross section	[A] / [mm <sup>2</sup> ]	12 / 2.5	
Surge voltage category/degree of pollution		III/3	III / 2
Rated insulation voltage	[V]	250	320
Rated surge voltage	[kV]	4	4
General data			
Type of insulation material / insulation material group	PA / I		
Flammability rating in accordance with UL 94	V0		
Certification data			
Note	More detailed information on the approval data can be found on our website.		

PCB connector, Screw connection with tension sleeve, Pitch: 5.08 mm

IC 2,5/..-STF



Dimensions	[mm]
Length [l]	19
Height [h]	15



Ordering data

No. of pos.	Type	Item No.	Pcs./ Pkt.	Width w [mm]
2	IC 2,5/ 2-STF-5,08	1825310	50	20.28
3	IC 2,5/ 3-STF-5,08	1825323	50	25.36
4	IC 2,5/ 4-STF-5,08	1825336	50	30.44
5	IC 2,5/ 5-STF-5,08	1825349	50	35.52
6	IC 2,5/ 6-STF-5,08	1825352	50	40.6
7	IC 2,5/ 7-STF-5,08	1825365	50	45.68
8	IC 2,5/ 8-STF-5,08	1825378	50	50.76
9	IC 2,5/ 9-STF-5,08	1825381	50	55.84
10	IC 2,5/10-STF-5,08	1825394	50	60.92
11	IC 2,5/11-STF-5,08	1825404	50	66
12	IC 2,5/12-STF-5,08	1825417	50	71.08
13	IC 2,5/13-STF-5,08	1825420	50	76.16
14	IC 2,5/14-STF-5,08	1825433	50	81.24
15	IC 2,5/15-STF-5,08	1825446	50	86.32
16	IC 2,5/16-STF-5,08	1825459	50	91.4
17	IC 2,5/17-STF-5,08	1825462	50	96.48
18	IC 2,5/18-STF-5,08	1825475	50	101.56
19	IC 2,5/19-STF-5,08	1825488	50	106.64
20	IC 2,5/20-STF-5,08	1825491	50	111.72

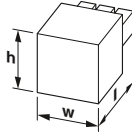
Technical data

Product Line	COMBICON Connectors M		
Connection system / type of contact	COMBICON MSTB 2,5 / Pin		
Locking	Screw flange		
Connection capacity			
rigid / flexible	[mm <sup>2</sup> ]	0.2 - 2.5 / 0.2 - 2.5	
Flexible with ferrules without plastic sleeve	[mm <sup>2</sup> ]	0.25 - 2.5	
Flexible with ferrules with plastic sleeve	[mm <sup>2</sup> ]	0.25 - 2.5	
2 conductors with same cross section solid / stranded	[mm <sup>2</sup> ]	0.2 - 1 / 0.2 - 1.5	
2 conductors with same cross section, stranded, with ferrule without plastic sleeve	[mm <sup>2</sup> ]	0.25 - 1	
Conductor cross section AWG/kcmil		24 - 12	
Stripping length	[mm]	7	
Tightening torque	[Nm]	0.5 - 0.6 Nm	
Electrical parameters			
rated current / nominal cross section	[A] / [mm <sup>2</sup> ]	12 / 2.5	
Surge voltage category/degree of pollution		III/3	III / 2
Rated insulation voltage	[V]	250	320
Rated surge voltage	[kV]	4	4
General data			
Type of insulation material / insulation material group	PA / I		
Flammability rating in accordance with UL 94	V0		
Certification data			
Note	More detailed information on the approval data can be found on our website.		

# COMBICON connectors M up to 2.5 mm<sup>2</sup> (14 AWG)

## PCB connector, Screw connection with tension sleeve, Pitch: 5.08 mm

IC 2,5/...-STGF



Dimensions	[mm]
Length [l]	19.2
Height [h]	15



### Ordering data

No. of pos.	Type	Item No.	Pcs./ Pkt.	Width w [mm]
2	IC 2,5/ 2-STGF-5,08	1825501	50	20.28
3	IC 2,5/ 3-STGF-5,08	1825514	50	25.36
4	IC 2,5/ 4-STGF-5,08	1825527	50	30.44
5	IC 2,5/ 5-STGF-5,08	1825530	50	35.52
6	IC 2,5/ 6-STGF-5,08	1825543	50	40.6
7	IC 2,5/ 7-STGF-5,08	1825556	50	45.68
8	IC 2,5/ 8-STGF-5,08	1825569	50	50.76
9	IC 2,5/ 9-STGF-5,08	1825572	50	55.84
10	IC 2,5/10-STGF-5,08	1825585	50	60.92
11	IC 2,5/11-STGF-5,08	1825598	50	66
12	IC 2,5/12-STGF-5,08	1825608	50	71.08
13	IC 2,5/13-STGF-5,08	1825611	50	76.16
14	IC 2,5/14-STGF-5,08	1825624	50	81.24
15	IC 2,5/15-STGF-5,08	1825637	50	86.32
16	IC 2,5/16-STGF-5,08	1825640	50	91.4
17	IC 2,5/17-STGF-5,08	1825653	50	96.48
18	IC 2,5/18-STGF-5,08	1825666	50	101.56
19	IC 2,5/19-STGF-5,08	1825679	50	106.64
20	IC 2,5/20-STGF-5,08	1825682	50	111.72

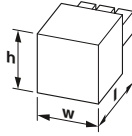


### Technical data

Product Line	COMBICON Connectors M		
Connection system / type of contact	COMBICON MSTB 2.5 / Pin		
Locking	Threaded flange		
Connection capacity			
rigid / flexible	[mm <sup>2</sup> ]	0.2 - 2.5 / 0.2 - 2.5	
Flexible with ferrules without plastic sleeve	[mm <sup>2</sup> ]	0.25 - 2.5	
Flexible with ferrules with plastic sleeve	[mm <sup>2</sup> ]	0.25 - 2.5	
2 conductors with same cross section solid / stranded	[mm <sup>2</sup> ]	0.2 - 1 / 0.2 - 1.5	
2 conductors with same cross section, stranded, with ferrule without plastic sleeve	[mm <sup>2</sup> ]	0.25 - 1	
Conductor cross section AWG/kcmil		24 - 12	
Stripping length	[mm]	7	
Tightening torque	[Nm]	0.5 - 0.6 Nm	
Electrical parameters			
rated current / nominal cross section	[A] / [mm <sup>2</sup> ]	12 / 2.5	
Surge voltage category/degree of pollution		III/3	III / 2
Rated insulation voltage	[V]	250	320
Rated surge voltage	[kV]	4	4
General data			
Type of insulation material / insulation material group	PA / I		
Flammability rating in accordance with UL 94	V0		
Certification data			
Note	More detailed information on the approval data can be found on our website.		

## PCB connector, Screw connection with tension sleeve, Pitch: 5.08 mm

IC 2,5/...-STF-EX



Dimensions	[mm]
Length [l]	19
Height [h]	15



### Ordering data

No. of pos.	Type	Item No.	Pcs./ Pkt.	Width w [mm]
2	IC 2,5/ 2-STF-5,08 EX	1810117	50	11.66
3	IC 2,5/ 3-STF-5,08 EX	1810120	50	16.74
4	IC 2,5/ 4-STF-5,08 EX	1810133	50	21.82
5	IC 2,5/ 5-STF-5,08 EX	1810146	50	26.9
6	IC 2,5/ 6-STF-5,08 EX	1810159	50	3.98
7	IC 2,5/ 7-STF-5,08 EX	1810162	50	37.06
8	IC 2,5/ 8-STF-5,08 EX	1810175	50	42.14
9	IC 2,5/ 9-STF-5,08 EX	1810188	50	47.22
10	IC 2,5/10-STF-5,08 EX	1810191	50	52.3
11	IC 2,5/11-STF-5,08 EX	1810201	50	57.38
12	IC 2,5/12-STF-5,08 EX	1810214	50	62.46

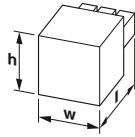


### Technical data

Product Line	COMBICON Connectors M		
Connection system / type of contact	COMBICON MSTB 2,5 EX / Pin		
Locking	Screw flange		
Ex marking	0344 Ex / II 2GD / Ex eb IIC Gb		
Examination certificate	KEMA 10ATEX0196 U		
IECEx certificate	IECEx KEM 10.0093U		
Connection capacity			
rigid / flexible	[mm <sup>2</sup> ]	0.2 - 2.5 / 0.2 - 2.5	
rigid / flexible	AWG	- / 24 - 12	
Stripping length	[mm]	- 7	
Tightening torque clamping space	[Nm]	0.5 - 0.6	
Electrical parameters			
rated current / nominal cross section	[A] / [mm <sup>2</sup> ]	12 / 2.5	
Rated voltage	[V]	176	
General data			
Type of insulation material / insulation material group	PA / I		
Flammability rating in accordance with UL 94	V0		
Certification data			
Note	More detailed information on the approval data can be found on our website.		

PCB connector, Screw connection with tension sleeve, Pitch: 7.62 mm

GIC 2,5/...-ST



Dimensions	[mm]
Length [l]	19.1
Height [h]	15



Ordering data

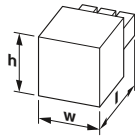
No. of pos.	Type	Item No.	Pcs./ Pkt.	Width w [mm]
2	GIC 2,5/ 2-ST-7,62	1828809	50	15.14
3	GIC 2,5/ 3-ST-7,62	1828812	50	22.76
4	GIC 2,5/ 4-ST-7,62	1828825	50	30.38
5	GIC 2,5/ 5-ST-7,62	1828838	50	38
6	GIC 2,5/ 6-ST-7,62	1828841	50	45.62
7	GIC 2,5/ 7-ST-7,62	1828854	50	53.24
8	GIC 2,5/ 8-ST-7,62	1828867	50	60.86
9	GIC 2,5/ 9-ST-7,62	1828870	50	68.48
10	GIC 2,5/10-ST-7,62	1828883	50	76.1
11	GIC 2,5/11-ST-7,62	1828896	50	83.72
12	GIC 2,5/12-ST-7,62	1828906	50	91.34

Technical data

Product Line	COMBICON Connectors M		
Connection system / type of contact	COMBICON MSTB 2,5 / Pin		
Locking	without		
Connection capacity			
rigid / flexible	[mm <sup>2</sup> ]	0.2 - 2.5 / 0.2 - 2.5	
Flexible with ferrules without plastic sleeve	[mm <sup>2</sup> ]	0.25 - 2.5	
Flexible with ferrules with plastic sleeve	[mm <sup>2</sup> ]	0.25 - 2.5	
2 conductors with same cross section solid / stranded	[mm <sup>2</sup> ]	0.2 - 1 / 0.2 - 1.5	
2 conductors with same cross section, stranded, with ferrule without plastic sleeve	[mm <sup>2</sup> ]	0.25 - 1	
Conductor cross section AWG/kcmil		24 - 12	
Stripping length	[mm]	7	
Tightening torque	[Nm]	0.5 - 0.6 Nm	
Electrical parameters			
rated current / nominal cross section	[A] / [mm <sup>2</sup> ]	12 / 2.5	
Surge voltage category/degree of pollution		III/3	III / 2
Rated insulation voltage	[V]	400	630
Rated surge voltage	[kV]	6	6
General data			
Type of insulation material / insulation material group	PA / I		
Flammability rating in accordance with UL 94	V0		
Certification data			
Note	More detailed information on the approval data can be found on our website.		

PCB connector, Screw connection with tension sleeve, Pitch: 7.62 mm

GIC 2,5/...-STF



Dimensions	[mm]
Length [l]	19.2
Height [h]	15



Ordering data

No. of pos.	Type	Item No.	Pcs./ Pkt.	Width w [mm]
2	GIC 2,5/ 2-STF-7,62	1858879	50	33.14
3	GIC 2,5/ 3-STF-7,62	1858882	50	40.76
4	GIC 2,5/ 4-STF-7,62	1858895	50	48.38
5	GIC 2,5/ 5-STF-7,62	1858905	50	56
6	GIC 2,5/ 6-STF-7,62	1858918	50	63.62
7	GIC 2,5/ 7-STF-7,62	1858921	50	71.24
8	GIC 2,5/ 8-STF-7,62	1858934	50	78.86
9	GIC 2,5/ 9-STF-7,62	1858947	50	86.48
10	GIC 2,5/10-STF-7,62	1858950	50	94.1
11	GIC 2,5/11-STF-7,62	1858963	50	101.72
12	GIC 2,5/12-STF-7,62	1858976	50	109.34

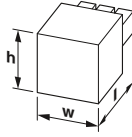
Technical data

Product Line	COMBICON Connectors M		
Connection system / type of contact	COMBICON MSTB 2,5 / Pin		
Locking	Screw flange		
Connection capacity			
rigid / flexible	[mm <sup>2</sup> ]	0.2 - 2.5 / 0.2 - 2.5	
Flexible with ferrules without plastic sleeve	[mm <sup>2</sup> ]	0.25 - 2.5	
Flexible with ferrules with plastic sleeve	[mm <sup>2</sup> ]	0.25 - 2.5	
2 conductors with same cross section solid / stranded	[mm <sup>2</sup> ]	0.2 - 1 / 0.2 - 1.5	
2 conductors with same cross section, stranded, with ferrule without plastic sleeve	[mm <sup>2</sup> ]	0.25 - 1	
Conductor cross section AWG/kcmil		24 - 12	
Stripping length	[mm]	7	
Tightening torque	[Nm]	0.5 - 0.6 Nm	
Electrical parameters			
rated current / nominal cross section	[A] / [mm <sup>2</sup> ]	12 / 2.5	
Surge voltage category/degree of pollution		III/3	III / 2
Rated insulation voltage	[V]	400	630
Rated surge voltage	[kV]	6	6
General data			
Type of insulation material / insulation material group	PA / I		
Flammability rating in accordance with UL 94	V0		
Certification data			
Note	More detailed information on the approval data can be found on our website.		

# COMBICON connectors M up to 2.5 mm<sup>2</sup> (14 AWG)

## PCB connector, Screw connection with tension sleeve, Pitch: 7.62 mm

GIC 2,5/...-STGF



Dimensions	[mm]
Length [l]	19.2
Height [h]	15



### Ordering data

No. of pos.	Type	Item No.	Pcs./ Pkt.	Width w [mm]
2	GIC 2,5/ 2-STGF-7,62	1849888	50	25.62
3	GIC 2,5/ 3-STGF-7,62	1849891	50	33.24
4	GIC 2,5/ 4-STGF-7,62	1849901	50	40.86
5	GIC 2,5/ 5-STGF-7,62	1849914	50	48.48
6	GIC 2,5/ 6-STGF-7,62	1849927	50	56.1
7	GIC 2,5/ 7-STGF-7,62	1849930	50	63.72
8	GIC 2,5/ 8-STGF-7,62	1849943	50	71.34
9	GIC 2,5/ 9-STGF-7,62	1849956	50	78.96
10	GIC 2,5/10-STGF-7,62	1849969	50	86.58
11	GIC 2,5/11-STGF-7,62	1849972	50	94.2
12	GIC 2,5/12-STGF-7,62	1849985	50	101.82

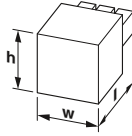


### Technical data

Product Line	COMBICON Connectors M			
Connection system / type of contact	COMBICON MSTB 2,5 / Pin			
Locking	Threaded flange			
Connection capacity				
rigid / flexible	[mm <sup>2</sup> ]	0.2 - 2.5 / 0.2 - 2.5		
Flexible with ferrules without plastic sleeve	[mm <sup>2</sup> ]	0.25 - 2.5		
Flexible with ferrules with plastic sleeve	[mm <sup>2</sup> ]	0.25 - 2.5		
2 conductors with same cross section solid / stranded	[mm <sup>2</sup> ]	0.2 - 1 / 0.2 - 1.5		
2 conductors with same cross section, stranded, with ferrule without plastic sleeve	[mm <sup>2</sup> ]	0.25 - 1		
Conductor cross section AWG/kcmil		24 - 12		
Stripping length	[mm]	7		
Tightening torque	[Nm]	0.5 - 0.6 Nm		
Electrical parameters				
rated current / nominal cross section	[A] / [mm <sup>2</sup> ]	12 / 2.5		
Surge voltage category/degree of pollution		III / 3	III / 2	II / 2
Rated insulation voltage	[V]	400	630	1000
Rated surge voltage	[kV]	6	6	6
General data				
Type of insulation material / insulation material group	PA / I			
Flammability rating in accordance with UL 94	V0			
Certification data				
Note	More detailed information on the approval data can be found on our website.			

## PCB connector, Front screw connection, Pitch: 5 mm

FRONT-MSTB 2,5/...-ST

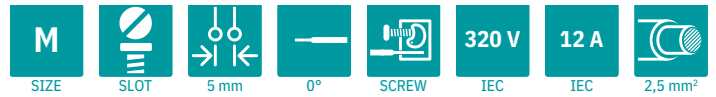


Dimensions	[mm]
Length [l]	27.2
Height [h]	15



### Ordering data

No. of pos.	Type	Item No.	Pcs./ Pkt.	Width w [mm]
2	FRONT-MSTB 2,5/ 2-ST	1779411	100	10
3	FRONT-MSTB 2,5/ 3-ST	1779424	100	15
4	FRONT-MSTB 2,5/ 4-ST	1779437	50	20
5	FRONT-MSTB 2,5/ 5-ST	1779440	50	25
6	FRONT-MSTB 2,5/ 6-ST	1779453	50	30
7	FRONT-MSTB 2,5/ 7-ST	1779466	50	35
8	FRONT-MSTB 2,5/ 8-ST	1779479	50	40
9	FRONT-MSTB 2,5/ 9-ST	1779482	50	45
10	FRONT-MSTB 2,5/10-ST	1779495	50	50
11	FRONT-MSTB 2,5/11-ST	1779505	50	55
12	FRONT-MSTB 2,5/12-ST	1779518	50	60
13	FRONT-MSTB 2,5/13-ST	1779521	50	65
14	FRONT-MSTB 2,5/14-ST	1779534	50	70
15	FRONT-MSTB 2,5/15-ST	1779547	50	75
16	FRONT-MSTB 2,5/16-ST	1779550	50	80
17	FRONT-MSTB 2,5/17-ST	1779563	50	85
18	FRONT-MSTB 2,5/18-ST	1779576	50	90
19	FRONT-MSTB 2,5/19-ST	1779589	50	95
20	FRONT-MSTB 2,5/20-ST	1779592	50	100
21	FRONT-MSTB 2,5/21-ST	1779602	50	105
22	FRONT-MSTB 2,5/22-ST	1779615	50	110
23	FRONT-MSTB 2,5/23-ST	1779628	50	115
24	FRONT-MSTB 2,5/24-ST	1779631	50	120

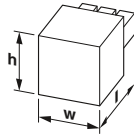


### Technical data

Product Line	COMBICON Connectors M			
Connection system / type of contact	COMBICON MSTB 2,5 / Socket			
Locking	without			
Connection capacity				
rigid / flexible	[mm <sup>2</sup> ]	0.34 - 2.5 / 0.2 - 2.5		
Flexible with ferrules without plastic sleeve	[mm <sup>2</sup> ]	0.25 - 2.5		
Flexible with ferrules with plastic sleeve	[mm <sup>2</sup> ]	0.25 - 2.5		
2 conductors with same cross section solid / stranded	[mm <sup>2</sup> ]	0.2 - 1.5 / 0.2 - 1.5		
2 conductors with same cross section, stranded, with ferrule without plastic sleeve	[mm <sup>2</sup> ]	0.25 - 1		
Conductor cross section AWG/kcmil		24 - 12		
Stripping length	[mm]	10		
Tightening torque	[Nm]	0.5 - 0.6 Nm		
Electrical parameters				
rated current / nominal cross section	[A] / [mm <sup>2</sup> ]	12 / 2.5		
Surge voltage category/degree of pollution		III / 3	III / 2	II / 2
Rated insulation voltage	[V]	250	320	630
Rated surge voltage	[kV]	4	4	4
General data				
Type of insulation material / insulation material group	PA / I			
Flammability rating in accordance with UL 94	V0			
Certification data				
Note	More detailed information on the approval data can be found on our website.			

PCB connector, Front screw connection, Pitch: 5.08 mm

FRONT-MSTB 2,5/...-ST



Dimensions	[mm]
Length [l]	27.2
Height [h]	15



Ordering data

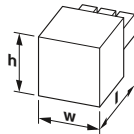
No. of pos.	Type	Item No.	Pcs./ Pkt.	Width w [mm]
2	FRONT-MSTB 2,5/ 2-ST-5,08	1777280	100	10.16
3	FRONT-MSTB 2,5/ 3-ST-5,08	1777293	100	15.24
4	FRONT-MSTB 2,5/ 4-ST-5,08	1777303	50	20.32
5	FRONT-MSTB 2,5/ 5-ST-5,08	1777316	50	25.4
6	FRONT-MSTB 2,5/ 6-ST-5,08	1777329	50	30.48
7	FRONT-MSTB 2,5/ 7-ST-5,08	1777332	50	35.56
8	FRONT-MSTB 2,5/ 8-ST-5,08	1777345	50	40.64
9	FRONT-MSTB 2,5/ 9-ST-5,08	1777358	50	45.72
10	FRONT-MSTB 2,5/ 10-ST-5,08	1777361	50	50.8
11	FRONT-MSTB 2,5/ 11-ST-5,08	1777374	50	55.88
12	FRONT-MSTB 2,5/ 12-ST-5,08	1777387	50	60.96
13	FRONT-MSTB 2,5/ 13-ST-5,08	1777390	50	66.04
14	FRONT-MSTB 2,5/ 14-ST-5,08	1777400	50	71.12
15	FRONT-MSTB 2,5/ 15-ST-5,08	1777413	50	76.2
16	FRONT-MSTB 2,5/ 16-ST-5,08	1777426	50	81.28
17	FRONT-MSTB 2,5/ 17-ST-5,08	1777439	50	86.36
18	FRONT-MSTB 2,5/ 18-ST-5,08	1777442	50	91.44
19	FRONT-MSTB 2,5/ 19-ST-5,08	1777455	50	96.52
20	FRONT-MSTB 2,5/ 20-ST-5,08	1777468	50	101.6
21	FRONT-MSTB 2,5/ 21-ST-5,08	1777471	50	106.68
22	FRONT-MSTB 2,5/ 22-ST-5,08	1777484	50	111.76
24	FRONT-MSTB 2,5/ 24-ST-5,08	1777507	50	121.92

Technical data

Product Line		COMBICON Connectors M		
Connection system / type of contact		COMBICON MSTB 2,5 / Socket		
Locking		without		
Connection capacity				
rigid / flexible	[mm <sup>2</sup> ]	0.34 - 2.5 / 0.2 - 2.5		
Flexible with ferrules without plastic sleeve	[mm <sup>2</sup> ]	0.25 - 2.5		
Flexible with ferrules with plastic sleeve	[mm <sup>2</sup> ]	0.25 - 2.5		
2 conductors with same cross section solid / stranded	[mm <sup>2</sup> ]	0.2 - 1 / 0.2 - 1.5		
2 conductors with same cross section, stranded, with ferrule without plastic sleeve	[mm <sup>2</sup> ]	0.25 - 1		
Conductor cross section AWG/kcmil		24 - 12		
Stripping length		10		
Tightening torque		0.5 - 0.6 Nm		
Electrical parameters				
rated current / nominal cross section	[A] / [mm <sup>2</sup> ]	12 / 2.5		
Surge voltage category/degree of pollution		III/3	III / 2	II / 2
Rated insulation voltage		250	320	630
Rated surge voltage		4	4	4
General data				
Type of insulation material / insulation material group		PA / I		
Flammability rating in accordance with UL 94		V0		
Certification data				
Note		More detailed information on the approval data can be found on our website.		

PCB connector, Front screw connection, Pitch: 5 mm

FRONT-MSTB 2,5/...-STF



Dimensions	[mm]
Length [l]	27.2
Height [h]	15



Ordering data

No. of pos.	Type	Item No.	Pcs./ Pkt.	Width w [mm]
2	FRONT-MSTB 2,5/ 2-STF	1779644	100	19.8
3	FRONT-MSTB 2,5/ 3-STF	1779657	100	24.8
4	FRONT-MSTB 2,5/ 4-STF	1779660	50	29.8
5	FRONT-MSTB 2,5/ 5-STF	1779673	50	34.8
6	FRONT-MSTB 2,5/ 6-STF	1779686	50	39.8
7	FRONT-MSTB 2,5/ 7-STF	1779699	50	44.8
8	FRONT-MSTB 2,5/ 8-STF	1779709	50	49.8
9	FRONT-MSTB 2,5/ 9-STF	1779712	50	54.8
10	FRONT-MSTB 2,5/ 10-STF	1779725	50	59.8
11	FRONT-MSTB 2,5/ 11-STF	1779738	50	64.8
12	FRONT-MSTB 2,5/ 12-STF	1779741	50	69.8
13	FRONT-MSTB 2,5/ 13-STF	1779754	50	74.8
14	FRONT-MSTB 2,5/ 14-STF	1779767	50	79.8
15	FRONT-MSTB 2,5/ 15-STF	1779770	50	84.8
16	FRONT-MSTB 2,5/ 16-STF	1779783	50	89.8
17	FRONT-MSTB 2,5/ 17-STF	1779796	50	94.8
18	FRONT-MSTB 2,5/ 18-STF	1779806	50	99.8
19	FRONT-MSTB 2,5/ 19-STF	1779819	50	104.8
20	FRONT-MSTB 2,5/ 20-STF	1779822	50	109.8

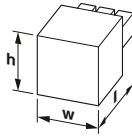
Technical data

Product Line		COMBICON Connectors M		
Connection system / type of contact		COMBICON MSTB 2,5 / Socket		
Locking		Screw flange		
Connection capacity				
rigid / flexible	[mm <sup>2</sup> ]	0.34 - 2.5 / 0.2 - 2.5		
Flexible with ferrules without plastic sleeve	[mm <sup>2</sup> ]	0.25 - 2.5		
Flexible with ferrules with plastic sleeve	[mm <sup>2</sup> ]	0.25 - 2.5		
2 conductors with same cross section solid / stranded	[mm <sup>2</sup> ]	0.2 - 1.5 / 0.2 - 1.5		
2 conductors with same cross section, stranded, with ferrule without plastic sleeve	[mm <sup>2</sup> ]	0.25 - 1		
Conductor cross section AWG/kcmil		24 - 12		
Stripping length		10		
Tightening torque		0.5 - 0.6 Nm		
Electrical parameters				
rated current / nominal cross section	[A] / [mm <sup>2</sup> ]	12 / 2.5		
Surge voltage category/degree of pollution		III/3	III / 2	II / 2
Rated insulation voltage		250	320	630
Rated surge voltage		4	4	4
General data				
Type of insulation material / insulation material group		PA / I		
Flammability rating in accordance with UL 94		V0		
Certification data				
Note		More detailed information on the approval data can be found on our website.		

## COMBICON connectors M up to 2.5 mm<sup>2</sup> (14 AWG)

### PCB connector, Front screw connection, Pitch: 5.08 mm

FRONT-MSTB 2,5/...-STF



Dimensions	[mm]
Length [l]	27.2
Height [h]	15



#### Ordering data

No. of pos.	Type	Item No.	Pcs./ Pkt.	Width w [mm]
2	FRONT-MSTB 2,5/ 2-STF-5,08	1777808	100	19.96
3	FRONT-MSTB 2,5/ 3-STF-5,08	1777811	100	25.04
4	FRONT-MSTB 2,5/ 4-STF-5,08	1777824	50	30.12
5	FRONT-MSTB 2,5/ 5-STF-5,08	1777837	50	35.2
6	FRONT-MSTB 2,5/ 6-STF-5,08	1777840	50	40.28
7	FRONT-MSTB 2,5/ 7-STF-5,08	1777853	50	45.36
8	FRONT-MSTB 2,5/ 8-STF-5,08	1777798	50	50.44
9	FRONT-MSTB 2,5/ 9-STF-5,08	1777866	50	55.52
10	FRONT-MSTB 2,5/10-STF-5,08	1777879	50	60.6
11	FRONT-MSTB 2,5/11-STF-5,08	1777882	50	65.68
12	FRONT-MSTB 2,5/12-STF-5,08	1777895	50	70.76
13	FRONT-MSTB 2,5/13-STF-5,08	1777905	50	75.84
14	FRONT-MSTB 2,5/14-STF-5,08	1777918	50	80.92
15	FRONT-MSTB 2,5/15-STF-5,08	1777921	50	86
16	FRONT-MSTB 2,5/16-STF-5,08	1777934	50	91.08
17	FRONT-MSTB 2,5/17-STF-5,08	1777947	50	96.16
18	FRONT-MSTB 2,5/18-STF-5,08	1777950	50	101.24
19	FRONT-MSTB 2,5/19-STF-5,08	1777963	50	106.32
20	FRONT-MSTB 2,5/20-STF-5,08	1777976	50	111.4
22	FRONT-MSTB 2,5/22-STF-5,08	1898790	50	121.56
24	FRONT-MSTB 2,5/24-STF-5,08	1898800	50	131.72

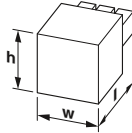


#### Technical data

Product Line	COMBICON Connectors M			
Connection system / type of contact	COMBICON MSTB 2,5 / Socket			
Locking	Screw flange			
Connection capacity				
rigid / flexible	[mm <sup>2</sup> ]	0.34 - 2.5 / 0.2 - 2.5		
Flexible with ferrules without plastic sleeve	[mm <sup>2</sup> ]	0.25 - 2.5		
Flexible with ferrules with plastic sleeve	[mm <sup>2</sup> ]	0.25 - 2.5		
2 conductors with same cross section solid / stranded	[mm <sup>2</sup> ]	0.2 - 1.5 / 0.2 - 1.5		
2 conductors with same cross section, stranded, with ferrule without plastic sleeve	[mm <sup>2</sup> ]	0.25 - 1		
Conductor cross section AWG/kcmil		24 - 12		
Stripping length	[mm]	10		
Tightening torque	[Nm]	0.5 - 0.6 Nm		
Electrical parameters				
rated current / nominal cross section	[A] / [mm <sup>2</sup> ]	12 / 2.5		
Surge voltage category/degree of pollution		III / 3	III / 2	II / 2
Rated insulation voltage	[V]	250	320	630
Rated surge voltage	[kV]	4	4	4
General data				
Type of insulation material / insulation material group	PA / I			
Flammability rating in accordance with UL 94	V0			
Certification data				
Note	More detailed information on the approval data can be found on our website.			

### PCB connector, Front screw connection, Pitch: 7.62 mm

FRONT-GMSTB 2,5/...-ST



Dimensions	[mm]
Length [l]	27.3
Height [h]	15



#### Ordering data

No. of pos.	Type	Item No.	Pcs./ Pkt.	Width w [mm]
2	FRONT-GMSTB 2,5/ 2-ST-7,62	1806119	50	13.24
3	FRONT-GMSTB 2,5/ 3-ST-7,62	1806122	50	20.86
4	FRONT-GMSTB 2,5/ 4-ST-7,62	1806135	50	28.48
5	FRONT-GMSTB 2,5/ 5-ST-7,62	1806148	50	36.1
6	FRONT-GMSTB 2,5/ 6-ST-7,62	1806151	50	43.72
7	FRONT-GMSTB 2,5/ 7-ST-7,62	1806164	50	51.34
8	FRONT-GMSTB 2,5/ 8-ST-7,62	1806177	50	58.96
9	FRONT-GMSTB 2,5/ 9-ST-7,62	1806180	50	66.58
10	FRONT-GMSTB 2,5/10-ST-7,62	1806193	50	74.2
11	FRONT-GMSTB 2,5/11-ST-7,62	1806203	50	81.82
12	FRONT-GMSTB 2,5/12-ST-7,62	1806216	50	89.44



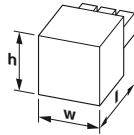
#### Technical data

Product Line	COMBICON Connectors M			
Connection system / type of contact	COMBICON MSTB 2,5 / Socket			
Locking	without			
Connection capacity				
rigid / flexible	[mm <sup>2</sup> ]	0.2 - 2.5 / 0.2 - 2.5		
Flexible with ferrules without plastic sleeve	[mm <sup>2</sup> ]	0.25 - 2.5		
Flexible with ferrules with plastic sleeve	[mm <sup>2</sup> ]	0.25 - 2.5		
2 conductors with same cross section solid / stranded	[mm <sup>2</sup> ]	0.2 - 1.5 / 0.2 - 1.5		
2 conductors with same cross section, stranded, with ferrule without plastic sleeve	[mm <sup>2</sup> ]	0.25 - 1		
Conductor cross section AWG/kcmil		24 - 12		
Stripping length	[mm]	10		
Tightening torque	[Nm]	0.5 - 0.6 Nm		
Electrical parameters				
rated current / nominal cross section	[A] / [mm <sup>2</sup> ]	12 / 2.5		
Surge voltage category/degree of pollution		III / 3	III / 2	II / 2
Rated insulation voltage	[V]	400	630	1000
Rated surge voltage	[kV]	6	6	6
General data				
Type of insulation material / insulation material group	PA / I			
Flammability rating in accordance with UL 94	V0			
Certification data				
Note	More detailed information on the approval data can be found on our website.			



PCB connector, Front screw connection, Pitch: 7.62 mm

FRONT-GMSTB 2,5/...-STF



Dimensions	[mm]
Length [l]	27.3
Height [h]	15



Ordering data

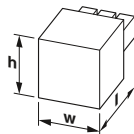
No. of pos.	Type	Item No.	Pcs./ Pkt.	Width w [mm]
2	FRONT-GMSTB 2,5/ 2-STF-7,62	1805987	50	25.86
3	FRONT-GMSTB 2,5/ 3-STF-7,62	1805990	50	33.48
4	FRONT-GMSTB 2,5/ 4-STF-7,62	1806009	50	41.1
5	FRONT-GMSTB 2,5/ 5-STF-7,62	1806038	50	48.72
6	FRONT-GMSTB 2,5/ 6-STF-7,62	1806041	50	56.34
7	FRONT-GMSTB 2,5/ 7-STF-7,62	1806054	50	63.96
8	FRONT-GMSTB 2,5/ 8-STF-7,62	1806067	50	71.58
9	FRONT-GMSTB 2,5/ 9-STF-7,62	1806070	50	79.2
10	FRONT-GMSTB 2,5/10-STF-7,62	1806083	50	86.82
11	FRONT-GMSTB 2,5/11-STF-7,62	1806096	50	94.44
12	FRONT-GMSTB 2,5/12-STF-7,62	1806106	50	102.06

Technical data

Product Line		COMBICON Connectors M		
Connection system / type of contact		COMBICON MSTB 2,5 / Socket		
Locking		Screw flange		
Connection capacity				
rigid / flexible	[mm <sup>2</sup> ]	0.2 - 2.5 / 0.2 - 2.5		
Flexible with ferrules without plastic sleeve	[mm <sup>2</sup> ]	0.25 - 2.5		
Flexible with ferrules with plastic sleeve	[mm <sup>2</sup> ]	0.25 - 2.5		
2 conductors with same cross section solid / stranded	[mm <sup>2</sup> ]	0.2 - 1.5 / 0.2 - 1.5		
2 conductors with same cross section, stranded, with ferrule without plastic sleeve	[mm <sup>2</sup> ]	0.25 - 1		
Conductor cross section AWG/kcmil		24 - 12		
Stripping length		10		
Tightening torque		0.5 - 0.6 Nm		
Electrical parameters				
rated current / nominal cross section		[A] / [mm <sup>2</sup> ]		12 / 2.5
Surge voltage category/degree of pollution		III/3	III / 2	II / 2
Rated insulation voltage		400	630	1000
Rated surge voltage		[kV]	6	6
General data				
Type of insulation material / insulation material group		PA / I		
Flammability rating in accordance with UL 94		V0		
Certification data				
Note		More detailed information on the approval data can be found on our website.		

PCB connector, Lever Push-in connection, Pitch: 5.08 mm

LPC 2,5/...-ST



Dimensions	[mm]
Length [l]	27.37
Height [h]	15.39



Ordering data

No. of pos.	Type	Item No.	Pcs./ Pkt.	Width w [mm]
2	LPC 2,5/ 2-ST-5,08	1110581	100	11.87
3	LPC 2,5/ 3-ST-5,08	1110582	100	16.95
4	LPC 2,5/ 4-ST-5,08	1110583	100	22.03
5	LPC 2,5/ 5-ST-5,08	1110584	100	27.11
6	LPC 2,5/ 6-ST-5,08	1110585	50	32.19
7	LPC 2,5/ 7-ST-5,08	1110586	50	37.27
8	LPC 2,5/ 8-ST-5,08	1110587	50	42.35
9	LPC 2,5/ 9-ST-5,08	1110590	50	47.43
10	LPC 2,5/10-ST-5,08	1110592	50	52.51
11	LPC 2,5/11-ST-5,08	1110594	50	57.59
12	LPC 2,5/12-ST-5,08	1110595	50	62.67
13	LPC 2,5/13-ST-5,08	1110596	50	67.75
14	LPC 2,5/14-ST-5,08	1110597	50	72.83
15	LPC 2,5/15-ST-5,08	1110599	50	77.91
16	LPC 2,5/16-ST-5,08	1110600	25	82.99
17	LPC 2,5/17-ST-5,08	1110601	25	88.07
18	LPC 2,5/18-ST-5,08	1110602	25	93.15
19	LPC 2,5/19-ST-5,08	1110604	25	98.23
20	LPC 2,5/20-ST-5,08	1110606	25	103.31

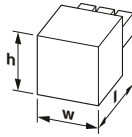
Technical data

Product Line		COMBICON Connectors M		
Connection system / type of contact		COMBICON MSTB 2,5 / Socket		
Locking		without		
Connection capacity				
rigid / flexible	[mm <sup>2</sup> ]	0.2 - 2.5 / 0.2 - 2.5		
Flexible with ferrules without plastic sleeve	[mm <sup>2</sup> ]	0.25 - 2.5		
Flexible with ferrules with plastic sleeve	[mm <sup>2</sup> ]	0.25 - 2.5		
Conductor cross section AWG/kcmil		26 - 12		
Stripping length		10		
Electrical parameters				
rated current / nominal cross section		[A] / [mm <sup>2</sup> ]		16 / 2.5
Surge voltage category/degree of pollution		III/3	III / 2	II / 2
Rated insulation voltage		250	320	630
Rated surge voltage		[kV]	4	4
General data				
Type of insulation material / insulation material group		PA / I		
Flammability rating in accordance with UL 94		V0		
Certification data				
Note		More detailed information on the approval data can be found on our website.		

## COMBICON connectors M up to 2.5 mm<sup>2</sup> (14 AWG)

### PCB connector, Lever Push-in connection, Pitch: 5.08 mm

LPC 2,5/...STF



Dimensions	[mm]
Length [l]	27.37
Height [h]	15.39



#### Ordering data

No. of pos.	Type	Item No.	Pcs./ Pkt.	Width w [mm]
2	LPC 2,5/ 2-STF-5,08	1110628	100	20.34
3	LPC 2,5/ 3-STF-5,08	1110629	100	25.42
4	LPC 2,5/ 4-STF-5,08	1110631	100	30.5
5	LPC 2,5/ 5-STF-5,08	1110632	100	35.58
6	LPC 2,5/ 6-STF-5,08	1110633	50	40.66
7	LPC 2,5/ 7-STF-5,08	1110634	50	45.74
8	LPC 2,5/ 8-STF-5,08	1110635	50	50.82
9	LPC 2,5/ 9-STF-5,08	1110636	50	55.9
10	LPC 2,5/10-STF-5,08	1110638	50	60.98
11	LPC 2,5/11-STF-5,08	1110639	50	66.06
12	LPC 2,5/12-STF-5,08	1110640	50	71.14
13	LPC 2,5/13-STF-5,08	1110641	50	76.22
14	LPC 2,5/14-STF-5,08	1110642	50	81.3
15	LPC 2,5/15-STF-5,08	1110643	50	86.38
16	LPC 2,5/16-STF-5,08	1110644	25	91.46
17	LPC 2,5/17-STF-5,08	1110646	25	96.54
18	LPC 2,5/18-STF-5,08	1110647	25	101.62
19	LPC 2,5/19-STF-5,08	1110648	25	106.7
20	LPC 2,5/20-STF-5,08	1110649	25	111.78

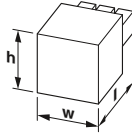


#### Technical data

Product Line	COMBICON Connectors M		
Connection system / type of contact	COMBICON MSTB 2,5 / Socket		
Locking	Screw flange		
Connection capacity			
rigid / flexible	[mm <sup>2</sup> ]	0.2 - 2.5 / 0.2 - 2.5	
Flexible with ferrules without plastic sleeve	[mm <sup>2</sup> ]	0.25 - 2.5	
Flexible with ferrules with plastic sleeve	[mm <sup>2</sup> ]	0.25 - 2.5	
Conductor cross section AWG/kcmil		26 - 12	
Stripping length	[mm]	10	
Electrical parameters			
rated current / nominal cross section	[A] / [mm <sup>2</sup> ]	16 / 2.5	
Surge voltage category/degree of pollution		III/3	II / 2
Rated insulation voltage	[V]	250	320
Rated surge voltage	[kV]	4	4
General data			
Type of insulation material / insulation material group	PA / I		
Flammability rating in accordance with UL 94	V0		
Certification data			
Note	More detailed information on the approval data can be found on our website.		

### PCB connector, Lever Push-in connection, Pitch: 5.08 mm

LPC 2,5/...ST-LR



Dimensions	[mm]
Length [l]	33.52
Height [h]	20.98



#### Ordering data

No. of pos.	Type	Item No.	Pcs./ Pkt.	Width w [mm]
2	LPC 2,5/ 2-ST-5,08-LR	1110607	100	19.71
3	LPC 2,5/ 3-ST-5,08-LR	1110608	100	24.79
4	LPC 2,5/ 4-ST-5,08-LR	1110609	100	29.87
5	LPC 2,5/ 5-ST-5,08-LR	1110610	100	34.95
6	LPC 2,5/ 6-ST-5,08-LR	1110611	50	40.03
7	LPC 2,5/ 7-ST-5,08-LR	1110612	50	45.11
8	LPC 2,5/ 8-ST-5,08-LR	1110613	50	50.19
9	LPC 2,5/ 9-ST-5,08-LR	1110614	50	55.27
10	LPC 2,5/10-ST-5,08-LR	1110615	50	60.35
11	LPC 2,5/11-ST-5,08-LR	1110616	50	65.43
12	LPC 2,5/12-ST-5,08-LR	1110618	50	70.51
13	LPC 2,5/13-ST-5,08-LR	1110619	50	75.59
14	LPC 2,5/14-ST-5,08-LR	1110620	50	80.67
15	LPC 2,5/15-ST-5,08-LR	1110621	50	85.75
16	LPC 2,5/16-ST-5,08-LR	1110622	25	90.83
17	LPC 2,5/17-ST-5,08-LR	1110623	25	95.91
18	LPC 2,5/18-ST-5,08-LR	1110624	25	100.99
19	LPC 2,5/19-ST-5,08-LR	1110625	25	106.07
20	LPC 2,5/20-ST-5,08-LR	1110626	25	111.15

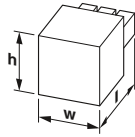



#### Technical data

Product Line	COMBICON Connectors M		
Connection system / type of contact	COMBICON MSTB 2,5 / Socket		
Locking	Lock & Release ejector lever		
Connection capacity			
rigid / flexible	[mm <sup>2</sup> ]	0.2 - 2.5 / 0.2 - 2.5	
Flexible with ferrules without plastic sleeve	[mm <sup>2</sup> ]	0.25 - 2.5	
Flexible with ferrules with plastic sleeve	[mm <sup>2</sup> ]	0.25 - 2.5	
Conductor cross section AWG/kcmil		26 - 12	
Stripping length	[mm]	10	
Electrical parameters			
rated current / nominal cross section	[A] / [mm <sup>2</sup> ]	16 / 2.5	
Surge voltage category/degree of pollution		III/3	II / 2
Rated insulation voltage	[V]	250	320
Rated surge voltage	[kV]	4	4
General data			
Type of insulation material / insulation material group	PA / I		
Flammability rating in accordance with UL 94	V0		
Certification data			
Note	More detailed information on the approval data can be found on our website.		

PCB connector, Push-in spring connection, Pitch: 5 mm

FKC 2,5/...-ST



Dimensions	[mm]
Length [l]	25.4
Height [h]	15



Ordering data

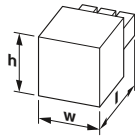

No. of pos.	Type	Item No.	Pcs./ Pkt.	Width w [mm]
2	FKC 2,5/ 2-ST	1910351	100	10.1
3	FKC 2,5/ 3-ST	1910364	100	14.9
4	FKC 2,5/ 4-ST	1910377	100	19.9
5	FKC 2,5/ 5-ST	1910380	100	24.9
6	FKC 2,5/ 6-ST	1910393	50	29.9
7	FKC 2,5/ 7-ST	1910403	50	34.9
8	FKC 2,5/ 8-ST	1910416	50	39.9
9	FKC 2,5/ 9-ST	1910429	50	44.9
10	FKC 2,5/10-ST	1910432	50	49.9
11	FKC 2,5/11-ST	1910445	50	54.9
12	FKC 2,5/12-ST	1910458	50	60.1
13	FKC 2,5/13-ST	1910461	50	64.9
14	FKC 2,5/14-ST	1910474	50	69.9
15	FKC 2,5/15-ST	1910487	50	74.9
16	FKC 2,5/16-ST	1910490	50	79.9
17	FKC 2,5/17-ST	1910500	50	84.9
18	FKC 2,5/18-ST	1910513	50	89.9

Technical data

Product Line		COMBICON Connectors M	
Connection system / type of contact		COMBICON MSTB 2,5 / Socket	
Locking		without	
Connection capacity			
rigid / flexible	[mm <sup>2</sup> ]	0.2 - 2.5 / 0.2 - 2.5	
Flexible with ferrules without plastic sleeve	[mm <sup>2</sup> ]	0.25 - 2.5	
Flexible with ferrules with plastic sleeve	[mm <sup>2</sup> ]	0.25 - 2.5	
Conductor cross section AWG/kcmil		24 - 12	
Stripping length		10	
Electrical parameters			
rated current / nominal cross section	[A] / [mm <sup>2</sup> ]	12 / 2.5	
Surge voltage category/degree of pollution		III/3	III / 2
Rated insulation voltage		250	320
Rated surge voltage		4	4
General data			
Type of insulation material / insulation material group		PA / I	
Flammability rating in accordance with UL 94		V0	
Certification data			
Note		More detailed information on the approval data can be found on our website.	

PCB connector, Push-in spring connection, Pitch: 5.08 mm

FKC 2,5/...-ST



Dimensions	[mm]
Length [l]	25.73
Height [h]	15



Ordering data

No. of pos.	Type	Item No.	Pcs./ Pkt.	Width w [mm]
2	FKC 2,5/ 2-ST-5,08	1873058	100	10.78
3	FKC 2,5/ 3-ST-5,08	1873061	100	15.86
4	FKC 2,5/ 4-ST-5,08	1873074	100	20.94
5	FKC 2,5/ 5-ST-5,08	1873087	100	26.02
6	FKC 2,5/ 6-ST-5,08	1873090	50	31.1
7	FKC 2,5/ 7-ST-5,08	1873100	50	36.18
8	FKC 2,5/ 8-ST-5,08	1873113	50	41.26
9	FKC 2,5/ 9-ST-5,08	1873126	50	46.34
10	FKC 2,5/10-ST-5,08	1873139	50	51.42
11	FKC 2,5/11-ST-5,08	1873142	50	56.5
12	FKC 2,5/12-ST-5,08	1873155	50	61.58
13	FKC 2,5/13-ST-5,08	1873168	50	66.66
14	FKC 2,5/14-ST-5,08	1873171	50	71.74
15	FKC 2,5/15-ST-5,08	1873184	50	76.82
16	FKC 2,5/16-ST-5,08	1873197	50	81.9
17	FKC 2,5/17-ST-5,08	1875904	50	86.98
18	FKC 2,5/18-ST-5,08	1875917	50	92.06
19	FKC 2,5/19-ST-5,08	1945038	50	97.14
20	FKC 2,5/20-ST-5,08	1945041	50	102.22

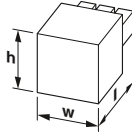

Technical data

Product Line		COMBICON Connectors M	
Connection system / type of contact		COMBICON MSTB 2,5 / Socket	
Locking		without	
Connection capacity			
rigid / flexible	[mm <sup>2</sup> ]	0.2 - 2.5 / 0.2 - 2.5	
Flexible with ferrules without plastic sleeve	[mm <sup>2</sup> ]	0.25 - 2.5	
Flexible with ferrules with plastic sleeve	[mm <sup>2</sup> ]	0.25 - 2.5	
Conductor cross section AWG/kcmil		24 - 12	
Stripping length		10	
Electrical parameters			
rated current / nominal cross section	[A] / [mm <sup>2</sup> ]	12 / 2.5	
Surge voltage category/degree of pollution		III/3	III / 2
Rated insulation voltage		320	320
Rated surge voltage		4	4
General data			
Type of insulation material / insulation material group		PA / I	
Flammability rating in accordance with UL 94		V0	
Certification data			
Note		More detailed information on the approval data can be found on our website.	

# COMBICON connectors M up to 2.5 mm<sup>2</sup> (14 AWG)

## PCB connector, Push-in spring connection, Pitch: 5 mm

FKC 2,5/...STF



Dimensions	[mm]
Length [l]	25.73
Height [h]	15



### Ordering data

No. of pos.	Type	Item No.	Pcs./ Pkt.	Width w [mm]
2	FKC 2,5/ 2-STF	1910526	100	20.02
3	FKC 2,5/ 3-STF	1910539	100	25.02
4	FKC 2,5/ 4-STF	1910542	100	30.02
5	FKC 2,5/ 5-STF	1910555	100	35.02
6	FKC 2,5/ 6-STF	1910568	50	40.02
7	FKC 2,5/ 7-STF	1910571	50	45.02
8	FKC 2,5/ 8-STF	1910584	50	50.02
9	FKC 2,5/ 9-STF	1910597	50	55.02
10	FKC 2,5/10-STF	1910607	50	60.02
11	FKC 2,5/11-STF	1910610	50	65.02
12	FKC 2,5/12-STF	1910623	50	70.02
13	FKC 2,5/13-STF	1910636	50	75.02
14	FKC 2,5/14-STF	1910649	50	80.02
15	FKC 2,5/15-STF	1910652	50	85.02
16	FKC 2,5/16-STF	1910665	50	90.02

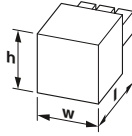



### Technical data

Product Line	COMBICON Connectors M		
Connection system / type of contact	COMBICON MSTB 2,5 / Socket		
Locking	Screw flange		
Connection capacity			
rigid / flexible	[mm <sup>2</sup> ]	0.2 - 2.5 / 0.2 - 2.5	
Flexible with ferrules without plastic sleeve	[mm <sup>2</sup> ]	0.25 - 2.5	
Flexible with ferrules with plastic sleeve	[mm <sup>2</sup> ]	0.25 - 2.5	
Conductor cross section AWG/kcmil		24 - 12	
Stripping length	[mm]	10	
Electrical parameters			
rated current / nominal cross section	[A] / [mm <sup>2</sup> ]	12 / 2.5	
Surge voltage category/degree of pollution		III/3	III / 2
Rated insulation voltage	[V]	250	320
Rated surge voltage	[kV]	4	4
General data			
Type of insulation material / insulation material group	PA / I		
Flammability rating in accordance with UL 94	V0		
Certification data			
Note	More detailed information on the approval data can be found on our website.		

## PCB connector, Push-in spring connection, Pitch: 5.08 mm

FKC 2,5/...STF



Dimensions	[mm]
Length [l]	25.73
Height [h]	15



### Ordering data

No. of pos.	Type	Item No.	Pcs./ Pkt.	Width w [mm]
2	FKC 2,5/ 2-STF-5,08	1873207	100	20.26
3	FKC 2,5/ 3-STF-5,08	1873210	100	25.34
4	FKC 2,5/ 4-STF-5,08	1873223	100	30.42
5	FKC 2,5/ 5-STF-5,08	1873236	100	35.5
6	FKC 2,5/ 6-STF-5,08	1873249	50	40.58
7	FKC 2,5/ 7-STF-5,08	1873252	50	45.66
8	FKC 2,5/ 8-STF-5,08	1873265	50	50.74
9	FKC 2,5/ 9-STF-5,08	1873278	50	55.82
10	FKC 2,5/10-STF-5,08	1873281	50	60.9
11	FKC 2,5/11-STF-5,08	1873294	50	65.98
12	FKC 2,5/12-STF-5,08	1873304	50	71.06
13	FKC 2,5/13-STF-5,08	1873317	50	76.14
14	FKC 2,5/14-STF-5,08	1873320	50	81.22
15	FKC 2,5/15-STF-5,08	1873333	50	86.3
16	FKC 2,5/16-STF-5,08	1873346	50	91.38
17	FKC 2,5/17-STF-5,08	1707939	50	96.46
18	FKC 2,5/18-STF-5,08	1707942	50	101.54
19	FKC 2,5/19-STF-5,08	1707955	50	106.62
20	FKC 2,5/20-STF-5,08	1707913	50	111.7
21	FKC 2,5/21-STF-5,08	1714472	50	116.78
22	FKC 2,5/22-STF-5,08	1707926	50	121.86
23	FKC 2,5/23-STF-5,08	1714485	50	126.94
24	FKC 2,5/24-STF-5,08	1714498	50	132.02

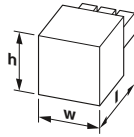



### Technical data

Product Line	COMBICON Connectors M		
Connection system / type of contact	COMBICON MSTB 2,5 / Socket		
Locking	Screw flange		
Connection capacity			
rigid / flexible	[mm <sup>2</sup> ]	0.2 - 2.5 / 0.2 - 2.5	
Flexible with ferrules with plastic sleeve	[mm <sup>2</sup> ]	0.25 - 2.5	
Conductor cross section AWG/kcmil		24 - 12	
Stripping length	[mm]	10	
Electrical parameters			
rated current / nominal cross section	[A] / [mm <sup>2</sup> ]	12 / 2.5	
Surge voltage category/degree of pollution		III/3	III / 2
Rated insulation voltage	[V]	320	320
Rated surge voltage	[kV]	4	4
General data			
Type of insulation material / insulation material group	PA / I		
Flammability rating in accordance with UL 94	V0		
Certification data			
Note	More detailed information on the approval data can be found on our website.		

PCB connector, Push-in spring connection, Pitch: 5.08 mm

FKC 2,5/...-STF-EX



Dimensions	[mm]
Length [l]	25.73
Height [h]	15

ERC  
Ex:

Ordering data

No. of pos.	Type	Item No.	Pcs./ Pkt.	Width w [mm]
2	FKC 2,5/ 2-STF-5,08 EX	1795996	50	20.26
3	FKC 2,5/ 3-STF-5,08 EX	1796005	50	25.34
4	FKC 2,5/ 4-STF-5,08 EX	1796018	50	30.42
5	FKC 2,5/ 5-STF-5,08 EX	1796021	50	35.5
6	FKC 2,5/ 6-STF-5,08 EX	1796034	50	40.58
7	FKC 2,5/ 7-STF-5,08 EX	1796047	50	45.66
8	FKC 2,5/ 8-STF-5,08 EX	1796050	50	50.74
9	FKC 2,5/ 9-STF-5,08 EX	1796063	50	55.82
10	FKC 2,5/10-STF-5,08 EX	1796076	50	60.9
11	FKC 2,5/11-STF-5,08 EX	1796089	50	65.98
12	FKC 2,5/12-STF-5,08 EX	1796092	50	71.06

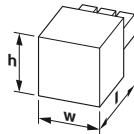



Technical data

Product Line	COMBICON Connectors M	
Connection system / type of contact	COMBICON MSTB 2,5 EX / Socket	
Locking	Screw flange	
Ex marking	0344 Ex II 2GD / Ex eb IIC Gb	
Examination certificate	KEMA 10ATEX0196 U	
IECEx certificate	IECEx KEM 10.0093U	
Connection capacity		
rigid / flexible	[mm <sup>2</sup> ]	0.2 - 2.5 / 0.2 - 2.5
rigid / flexible	AWG	- / 24 - 12
Stripping length	[mm]	- 10
Electrical parameters		
rated current / nominal cross section	[A] / [mm <sup>2</sup> ]	12 / 2.5
Rated voltage	[V]	176
General data		
Type of insulation material / insulation material group	PA / I	
Flammability rating in accordance with UL 94	V0	

PCB connector, Push-in spring connection, Pitch: 5.08 mm

FKC 2,5/...-ST-LR



Dimensions	[mm]
Length [l]	33.52
Height [h]	15

Ordering data

No. of pos.	Type	Item No.	Pcs./ Pkt.	Width w [mm]
2	FKC 2,5/ 2-ST-5,08-LR	1792517	50	19.68
3	FKC 2,5/ 3-ST-5,08-LR	1792520	50	24.76
4	FKC 2,5/ 4-ST-5,08-LR	1792533	50	29.84
5	FKC 2,5/ 5-ST-5,08-LR	1792546	50	34.92
6	FKC 2,5/ 6-ST-5,08-LR	1792559	50	40
7	FKC 2,5/ 7-ST-5,08-LR	1792562	50	45.08
8	FKC 2,5/ 8-ST-5,08-LR	1792575	50	50.16
9	FKC 2,5/ 9-ST-5,08-LR	1792588	50	55.24
10	FKC 2,5/10-ST-5,08-LR	1792591	50	60.32
11	FKC 2,5/11-ST-5,08-LR	1792601	50	65.4
12	FKC 2,5/12-ST-5,08-LR	1792614	50	70.48
13	FKC 2,5/13-ST-5,08-LR	1810900	50	75.56
14	FKC 2,5/14-ST-5,08-LR	1810913	50	80.64
15	FKC 2,5/15-ST-5,08-LR	1810926	50	85.72
16	FKC 2,5/16-ST-5,08-LR	1810939	50	90.8
17	FKC 2,5/17-ST-5,08-LR	1810942	50	95.88
18	FKC 2,5/18-ST-5,08-LR	1810955	50	100.96
19	FKC 2,5/19-ST-5,08-LR	1810968	50	106.04
20	FKC 2,5/20-ST-5,08-LR	1810971	50	111.12



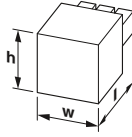
Technical data

Product Line	COMBICON Connectors M	
Connection system / type of contact	COMBICON MSTB 2,5 / Socket	
Locking	Lock & Release ejector lever	
Connection capacity		
rigid / flexible	[mm <sup>2</sup> ]	0.2 - 2.5 / 0.2 - 2.5
Flexible with ferrules without plastic sleeve	[mm <sup>2</sup> ]	0.25 - 2.5
Flexible with ferrules with plastic sleeve	[mm <sup>2</sup> ]	0.25 - 2.5
Conductor cross section AWG/kcmil		24 - 12
Stripping length	[mm]	10
Electrical parameters		
rated current / nominal cross section	[A] / [mm <sup>2</sup> ]	12 / 2.5
Surge voltage category/degree of pollution		III/3 III / 2 II / 2
Rated insulation voltage	[V]	320 320 630
Rated surge voltage	[kV]	4 4 4
General data		
Type of insulation material / insulation material group	PA / I	
Flammability rating in accordance with UL 94	V0	
Certification data		
Note	More detailed information on the approval data can be found on our website.	

# COMBICON connectors M up to 2.5 mm<sup>2</sup> (14 AWG)

## PCB connector, Push-in spring connection, Pitch: 5 mm

FKC 2,5/...-ST-RF



Dimensions	[mm]
Length [l]	25.1
Height [h]	15



### Ordering data

No. of pos.	Type	Item No.	Pcs./ Pkt.	Width w [mm]
2	FKC 2,5/ 2-ST-RF	1947052	100	22.9
3	FKC 2,5/ 3-ST-RF	1947065	100	27.9
4	FKC 2,5/ 4-ST-RF	1947078	100	32.9
5	FKC 2,5/ 5-ST-RF	1947081	100	37.9
6	FKC 2,5/ 6-ST-RF	1947094	50	42.9
7	FKC 2,5/ 7-ST-RF	1947104	50	47.9
8	FKC 2,5/ 8-ST-RF	1947117	50	52.9
9	FKC 2,5/ 9-ST-RF	1947120	50	57.9
10	FKC 2,5/10-ST-RF	1947133	50	62.9
11	FKC 2,5/11-ST-RF	1947146	50	67.9
12	FKC 2,5/12-ST-RF	1947159	50	72.9
13	FKC 2,5/13-ST-RF	1947162	50	77.9
14	FKC 2,5/14-ST-RF	1947175	50	82.9
15	FKC 2,5/15-ST-RF	1947188	50	87.9
16	FKC 2,5/16-ST-RF	1947191	50	92.9
17	FKC 2,5/17-ST-RF	1947201	50	97.9
18	FKC 2,5/18-ST-RF	1947214	50	102.9

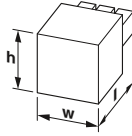


### Technical data

Product Line	COMBICON Connectors M		
Connection system / type of contact	COMBICON MSTB 2,5 / Socket		
Locking	Self-locking flange		
Connection capacity			
rigid / flexible	[mm <sup>2</sup> ]	0.2 - 2.5 / 0.2 - 2.5	
Flexible with ferrules without plastic sleeve	[mm <sup>2</sup> ]	0.25 - 2.5	
Flexible with ferrules with plastic sleeve	[mm <sup>2</sup> ]	0.25 - 2.5	
Conductor cross section AWG/kcmil		24 - 12	
Stripping length	[mm]	10	
Electrical parameters			
rated current / nominal cross section	[A] / [mm <sup>2</sup> ]	12 / 2.5	
Surge voltage category/degree of pollution		III/3	II / 2
Rated insulation voltage	[V]	250	320 630
Rated surge voltage	[kV]	4	4 4
General data			
Type of insulation material / insulation material group	PA / I		
Flammability rating in accordance with UL 94	V0		
Certification data			
Note	More detailed information on the approval data can be found on our website.		

## PCB connector, Push-in spring connection, Pitch: 5.08 mm

FKC 2,5/...-ST-RF



Dimensions	[mm]
Length [l]	25.73
Height [h]	15



### Ordering data

No. of pos.	Type	Item No.	Pcs./ Pkt.	Width w [mm]
2	FKC 2,5/ 2-ST-5,08-RF	1925692	100	23.58
3	FKC 2,5/ 3-ST-5,08-RF	1925702	100	28.66
4	FKC 2,5/ 4-ST-5,08-RF	1925715	100	33.74
5	FKC 2,5/ 5-ST-5,08-RF	1925728	100	38.82
6	FKC 2,5/ 6-ST-5,08-RF	1925731	50	43.9
7	FKC 2,5/ 7-ST-5,08-RF	1925744	50	48.98
8	FKC 2,5/ 8-ST-5,08-RF	1925757	50	54.06
9	FKC 2,5/ 9-ST-5,08-RF	1925760	50	59.14
10	FKC 2,5/10-ST-5,08-RF	1925773	50	64.22
11	FKC 2,5/11-ST-5,08-RF	1925786	50	69.3
12	FKC 2,5/12-ST-5,08-RF	1925799	50	74.38
13	FKC 2,5/13-ST-5,08-RF	1925809	50	79.46
14	FKC 2,5/14-ST-5,08-RF	1925812	50	84.54
15	FKC 2,5/15-ST-5,08-RF	1925825	50	89.62
16	FKC 2,5/16-ST-5,08-RF	1925838	50	94.7
17	FKC 2,5/17-ST-5,08-RF	1925841	50	99.78
18	FKC 2,5/18-ST-5,08-RF	1925854	50	104.86

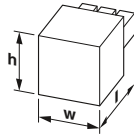


### Technical data

Product Line	COMBICON Connectors M		
Connection system / type of contact	COMBICON MSTB 2,5 / Socket		
Locking	Self-locking flange		
Connection capacity			
rigid / flexible	[mm <sup>2</sup> ]	0.2 - 2.5 / 0.2 - 2.5	
Flexible with ferrules without plastic sleeve	[mm <sup>2</sup> ]	0.25 - 2.5	
Flexible with ferrules with plastic sleeve	[mm <sup>2</sup> ]	0.25 - 2.5	
Conductor cross section AWG/kcmil		24 - 12	
Stripping length	[mm]	10	
Electrical parameters			
rated current / nominal cross section	[A] / [mm <sup>2</sup> ]	12 / 2.5	
Surge voltage category/degree of pollution		III/3	II / 2
Rated insulation voltage	[V]	320	320 630
Rated surge voltage	[kV]	4	4 4
General data			
Type of insulation material / insulation material group	PA / I		
Flammability rating in accordance with UL 94	V0		
Certification data			
Note	More detailed information on the approval data can be found on our website.		

PCB connector, Push-in spring connection, Pitch: 5 mm

FKCS 2,5/...-ST



Dimensions	[mm]
Length [l]	25.23
Height [h]	15



Ordering data

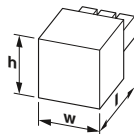
No. of pos.	Type	Item No.	Pcs./ Pkt.	Width w [mm]
2	FKCS 2,5/ 2-ST	1974737	50	10.1
3	FKCS 2,5/ 3-ST	1974740	50	15.1
4	FKCS 2,5/ 4-ST	1974753	50	20.1
5	FKCS 2,5/ 5-ST	1974766	50	25.1
6	FKCS 2,5/ 6-ST	1974779	50	30.1
7	FKCS 2,5/ 7-ST	1974782	50	35.1
8	FKCS 2,5/ 8-ST	1974795	50	40.1
9	FKCS 2,5/ 9-ST	1974805	50	45.1
10	FKCS 2,5/10-ST	1974818	50	50.1
11	FKCS 2,5/11-ST	1974821	50	55.1
12	FKCS 2,5/12-ST	1974834	50	60.1
13	FKCS 2,5/13-ST	1974847	50	65.1
14	FKCS 2,5/14-ST	1974850	50	70.1
15	FKCS 2,5/15-ST	1974863	50	75.1
16	FKCS 2,5/16-ST	1974876	50	80.1
17	FKCS 2,5/17-ST	1974889	50	85.1
18	FKCS 2,5/18-ST	1974892	50	90.1

Technical data

Product Line	COMBICON Connectors M		
Connection system / type of contact	COMBICON MSTB 2,5 / Socket		
Locking	without		
Connection capacity			
rigid / flexible	[mm <sup>2</sup> ]	0.2 - 2.5 / 0.2 - 2.5	
Flexible with ferrules without plastic sleeve	[mm <sup>2</sup> ]	0.25 - 2.5	
Flexible with ferrules with plastic sleeve	[mm <sup>2</sup> ]	0.25 - 2.5	
Conductor cross section AWG/kcmil		24 - 12	
Stripping length	[mm]	10	
Electrical parameters			
rated current / nominal cross section	[A] / [mm <sup>2</sup> ]	12 / 2.5	
Surge voltage category/degree of pollution		III/3	III / 2
Rated insulation voltage	[V]	250	320
Rated surge voltage	[kV]	4	4
General data			
Type of insulation material / insulation material group	PA / I		
Flammability rating in accordance with UL 94	V0		
Certification data			
Note	More detailed information on the approval data can be found on our website.		

PCB connector, Push-in spring connection, Pitch: 5.08 mm

FKCS 2,5/...-ST



Dimensions	[mm]
Length [l]	25.23
Height [h]	15



Ordering data

No. of pos.	Type	Item No.	Pcs./ Pkt.	Width w [mm]
2	FKCS 2,5/ 2-ST-5,08	1975079	50	10.78
3	FKCS 2,5/ 3-ST-5,08	1975082	50	15.86
4	FKCS 2,5/ 4-ST-5,08	1975095	50	20.94
5	FKCS 2,5/ 5-ST-5,08	1975105	50	26.02
6	FKCS 2,5/ 6-ST-5,08	1975118	50	31.1
7	FKCS 2,5/ 7-ST-5,08	1975121	50	36.18
8	FKCS 2,5/ 8-ST-5,08	1975134	50	41.26
9	FKCS 2,5/ 9-ST-5,08	1975147	50	46.34
10	FKCS 2,5/10-ST-5,08	1975150	50	51.42
11	FKCS 2,5/11-ST-5,08	1975163	50	56.5
12	FKCS 2,5/12-ST-5,08	1975176	50	61.58
13	FKCS 2,5/13-ST-5,08	1975189	50	66.66
14	FKCS 2,5/14-ST-5,08	1975192	50	71.74
15	FKCS 2,5/15-ST-5,08	1975202	50	76.82
16	FKCS 2,5/16-ST-5,08	1975215	50	81.9
17	FKCS 2,5/17-ST-5,08	1975228	50	86.98
18	FKCS 2,5/18-ST-5,08	1975231	50	92.06
19	FKCS 2,5/19-ST-5,08	1975244	50	97.14
20	FKCS 2,5/20-ST-5,08	1975257	50	102.22

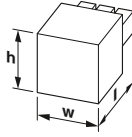
Technical data

Product Line	COMBICON Connectors M		
Connection system / type of contact	COMBICON MSTB 2,5 / Socket		
Locking	without		
Connection capacity			
rigid / flexible	[mm <sup>2</sup> ]	0.2 - 2.5 / 0.2 - 2.5	
Flexible with ferrules without plastic sleeve	[mm <sup>2</sup> ]	0.25 - 2.5	
Flexible with ferrules with plastic sleeve	[mm <sup>2</sup> ]	0.25 - 2.5	
Conductor cross section AWG/kcmil		24 - 12	
Stripping length	[mm]	10	
Electrical parameters			
rated current / nominal cross section	[A] / [mm <sup>2</sup> ]	12 / 2.5	
Surge voltage category/degree of pollution		III/3	III / 2
Rated insulation voltage	[V]	320	320
Rated surge voltage	[kV]	4	4
General data			
Type of insulation material / insulation material group	PA / I		
Flammability rating in accordance with UL 94	V0		
Certification data			
Note	More detailed information on the approval data can be found on our website.		

# COMBICON connectors M up to 2.5 mm<sup>2</sup> (14 AWG)

## PCB connector, Push-in spring connection, Pitch: 5.08 mm

FKCS 2,5/...-STF



Dimensions	[mm]
Length [l]	25.2
Height [h]	15



### Ordering data

No. of pos.	Type	Item No.	Pcs./ Pkt.	Width w [mm]
2	FKCS 2,5/ 2-STF-5,08	1975260	50	20.26
3	FKCS 2,5/ 3-STF-5,08	1975273	50	25.34
4	FKCS 2,5/ 4-STF-5,08	1975286	50	30.42
5	FKCS 2,5/ 5-STF-5,08	1975299	50	35.5
6	FKCS 2,5/ 6-STF-5,08	1975309	50	40.58
7	FKCS 2,5/ 7-STF-5,08	1975312	50	45.66
8	FKCS 2,5/ 8-STF-5,08	1975325	50	50.74
9	FKCS 2,5/ 9-STF-5,08	1975338	50	55.82
10	FKCS 2,5/10-STF-5,08	1975341	50	60.9
11	FKCS 2,5/11-STF-5,08	1975354	50	65.98
12	FKCS 2,5/12-STF-5,08	1975367	50	71.06
13	FKCS 2,5/13-STF-5,08	1975370	50	76.14
14	FKCS 2,5/14-STF-5,08	1975383	50	81.22
15	FKCS 2,5/15-STF-5,08	1975396	50	86.3
16	FKCS 2,5/16-STF-5,08	1975406	50	91.38

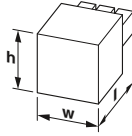


### Technical data

Product Line	COMBICON Connectors M		
Connection system / type of contact	COMBICON MSTB 2,5 / Socket		
Locking	Screw flange		
Connection capacity			
rigid / flexible	[mm <sup>2</sup> ]	0.2 - 2.5 / 0.2 - 2.5	
Flexible with ferrules without plastic sleeve	[mm <sup>2</sup> ]	0.25 - 2.5	
Flexible with ferrules with plastic sleeve	[mm <sup>2</sup> ]	0.25 - 2.5	
Conductor cross section AWG/kcmil		24 - 12	
Stripping length	[mm]	10	
Electrical parameters			
rated current / nominal cross section	[A] / [mm <sup>2</sup> ]	12 / 2.5	
Surge voltage category/degree of pollution		III/3	III / 2 II / 2
Rated insulation voltage	[V]	320	320 630
Rated surge voltage	[kV]	4	4 4
General data			
Type of insulation material / insulation material group	PA / I		
Flammability rating in accordance with UL 94	V0		
Certification data			
Note	More detailed information on the approval data can be found on our website.		

## PCB connector, Push-in spring connection, Pitch: 5.08 mm

FKCS 2,5/...-ST-RF



Dimensions	[mm]
Length [l]	25.1
Height [h]	15



### Ordering data

No. of pos.	Type	Item No.	Pcs./ Pkt.	Width w [mm]
2	FKCS 2,5/ 2-ST-5,08-RF	1808569	50	23.58
3	FKCS 2,5/ 3-ST-5,08-RF	1808572	50	28.66
4	FKCS 2,5/ 4-ST-5,08-RF	1808585	50	33.74
5	FKCS 2,5/ 5-ST-5,08-RF	1808598	50	38.82
6	FKCS 2,5/ 6-ST-5,08-RF	1808608	50	43.9
7	FKCS 2,5/ 7-ST-5,08-RF	1808611	50	48.98
8	FKCS 2,5/ 8-ST-5,08-RF	1808624	50	54.06
9	FKCS 2,5/ 9-ST-5,08-RF	1808637	50	59.14
10	FKCS 2,5/10-ST-5,08-RF	1808640	50	64.22
11	FKCS 2,5/11-ST-5,08-RF	1808653	50	69.3
12	FKCS 2,5/12-ST-5,08-RF	1808666	50	74.38
13	FKCS 2,5/13-ST-5,08-RF	1808679	50	79.46
14	FKCS 2,5/14-ST-5,08-RF	1808682	50	84.54
15	FKCS 2,5/15-ST-5,08-RF	1808695	50	89.62
16	FKCS 2,5/16-ST-5,08-RF	1808705	50	94.7



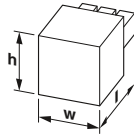
### Technical data

Product Line	COMBICON Connectors M		
Connection system / type of contact	COMBICON MSTB 2,5 / Socket		
Locking	Self-locking flange		
Connection capacity			
rigid / flexible	[mm <sup>2</sup> ]	0.2 - 2.5 / 0.2 - 2.5	
Flexible with ferrules without plastic sleeve	[mm <sup>2</sup> ]	0.25 - 2.5	
Flexible with ferrules with plastic sleeve	[mm <sup>2</sup> ]	0.25 - 2.5	
Conductor cross section AWG/kcmil		24 - 12	
Stripping length	[mm]	10	
Electrical parameters			
rated current / nominal cross section	[A] / [mm <sup>2</sup> ]	12 / 2.5	
Surge voltage category/degree of pollution		III/3	III / 2 II / 2
Rated insulation voltage	[V]	320	320 630
Rated surge voltage	[kV]	4	4 4
General data			
Type of insulation material / insulation material group	PA / I		
Flammability rating in accordance with UL 94	V0		
Certification data			
Note	More detailed information on the approval data can be found on our website.		



PCB connector, Push-in spring connection, Pitch: 5 mm

FKCT 2,5/..-ST



Dimensions	[mm]
Length [l]	25.6
Height [h]	15



Ordering data

No. of pos.	Type	Item No.	Pcs./ Pkt.	Width w [mm]
2	FKCT 2,5/ 2-ST	1909210	100	10.1
3	FKCT 2,5/ 3-ST	1909223	100	15.1
4	FKCT 2,5/ 4-ST	1909236	100	20.1
5	FKCT 2,5/ 5-ST	1909249	100	25.1
6	FKCT 2,5/ 6-ST	1909252	50	30.1
7	FKCT 2,5/ 7-ST	1909265	50	35.1
8	FKCT 2,5/ 8-ST	1909278	50	40.1
9	FKCT 2,5/ 9-ST	1909281	50	45.1
10	FKCT 2,5/10-ST	1909294	50	50.1
11	FKCT 2,5/11-ST	1909304	50	55.1
12	FKCT 2,5/12-ST	1909317	50	60.1
13	FKCT 2,5/13-ST	1909320	50	65.1
14	FKCT 2,5/14-ST	1909333	50	70.1
15	FKCT 2,5/15-ST	1909346	50	75.1
16	FKCT 2,5/16-ST	1909359	50	80.1
17	FKCT 2,5/17-ST	1909362	50	85.1
18	FKCT 2,5/18-ST	1909375	50	90.1
19	FKCT 2,5/19-ST	1909388	50	95.1
20	FKCT 2,5/20-ST	1909391	50	100.1

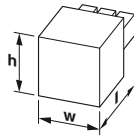


Technical data

Product Line		COMBICON Connectors M		
Connection system / type of contact		COMBICON MSTB 2,5 / Socket		
Locking		without		
Connection capacity				
rigid / flexible	[mm <sup>2</sup> ]	0.2 - 2.5 / 0.2 - 2.5		
Flexible with ferrules without plastic sleeve	[mm <sup>2</sup> ]	0.25 - 2.5		
Flexible with ferrules with plastic sleeve	[mm <sup>2</sup> ]	0.25 - 2.5		
Conductor cross section AWG/kcmil		24 - 12		
Stripping length		10		
Electrical parameters				
rated current / nominal cross section	[A] / [mm <sup>2</sup> ]	12 / 2.5		
Surge voltage category/degree of pollution		III/3	III / 2	II / 2
Rated insulation voltage		320		630
Rated surge voltage		4		4
General data				
Type of insulation material / insulation material group		PA / I		
Flammability rating in accordance with UL 94		V0		
Certification data				
Note		More detailed information on the approval data can be found on our website.		

PCB connector, Push-in spring connection, Pitch: 5.08 mm

FKCT 2,5/..-ST



Dimensions	[mm]
Length [l]	25.6
Height [h]	15



Ordering data

No. of pos.	Type	Item No.	Pcs./ Pkt.	Width w [mm]
2	FKCT 2,5/ 2-ST-5,08	1902110	100	10.26
3	FKCT 2,5/ 3-ST-5,08	1902123	100	15.14
4	FKCT 2,5/ 4-ST-5,08	1902136	100	20.42
5	FKCT 2,5/ 5-ST-5,08	1902149	100	25.5
6	FKCT 2,5/ 6-ST-5,08	1902152	50	30.58
7	FKCT 2,5/ 7-ST-5,08	1902165	50	35.66
8	FKCT 2,5/ 8-ST-5,08	1902178	50	40.74
9	FKCT 2,5/ 9-ST-5,08	1902181	50	45.82
10	FKCT 2,5/10-ST-5,08	1902194	50	50.9
11	FKCT 2,5/11-ST-5,08	1902204	50	55.98
12	FKCT 2,5/12-ST-5,08	1902217	50	61.06
13	FKCT 2,5/13-ST-5,08	1902220	50	66.14
14	FKCT 2,5/14-ST-5,08	1902233	50	71.22
15	FKCT 2,5/15-ST-5,08	1902246	50	76.3
16	FKCT 2,5/16-ST-5,08	1902259	50	81.38
17	FKCT 2,5/17-ST-5,08	1902262	50	86.46
18	FKCT 2,5/18-ST-5,08	1902275	50	91.54
19	FKCT 2,5/19-ST-5,08	1902288	50	96.62
20	FKCT 2,5/20-ST-5,08	1902291	50	101.7



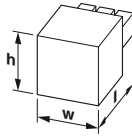
Technical data

Product Line		COMBICON Connectors M		
Connection system / type of contact		COMBICON MSTB 2,5 / Socket		
Locking		without		
Connection capacity				
rigid / flexible	[mm <sup>2</sup> ]	0.2 - 2.5 / 0.2 - 2.5		
Flexible with ferrules without plastic sleeve	[mm <sup>2</sup> ]	0.25 - 2.5		
Flexible with ferrules with plastic sleeve	[mm <sup>2</sup> ]	0.25 - 2.5		
Conductor cross section AWG/kcmil		24 - 12		
Stripping length		10		
Electrical parameters				
rated current / nominal cross section	[A] / [mm <sup>2</sup> ]	12 / 2.5		
Surge voltage category/degree of pollution		III/3	III / 2	II / 2
Rated insulation voltage		320		630
Rated surge voltage		4		4
General data				
Type of insulation material / insulation material group		PA / I		
Flammability rating in accordance with UL 94		V0		
Certification data				
Note		More detailed information on the approval data can be found on our website.		

## COMBICON connectors M up to 2.5 mm<sup>2</sup> (14 AWG)

### PCB connector, Push-in spring connection, Pitch: 5 mm

FKCT 2,5/...STF



Dimensions	[mm]
Length [l]	25.73
Height [h]	15



#### Ordering data

No. of pos.	Type	Item No.	Pcs./ Pkt.	Width w [mm]
2	FKCT 2,5/ 2-STF	1909401	50	19.72
3	FKCT 2,5/ 3-STF	1909414	50	24.71
4	FKCT 2,5/ 4-STF	1909427	50	29.72
5	FKCT 2,5/ 5-STF	1909430	50	34.72
6	FKCT 2,5/ 6-STF	1909443	50	39.72
7	FKCT 2,5/ 7-STF	1909456	50	44.72
8	FKCT 2,5/ 8-STF	1909469	50	49.72
9	FKCT 2,5/ 9-STF	1909472	50	54.72
10	FKCT 2,5/10-STF	1909485	50	59.72
11	FKCT 2,5/11-STF	1909498	50	64.72
12	FKCT 2,5/12-STF	1909508	50	69.72
13	FKCT 2,5/13-STF	1909511	50	74.72
14	FKCT 2,5/14-STF	1909524	50	79.72
15	FKCT 2,5/15-STF	1909537	50	84.72
16	FKCT 2,5/16-STF	1909540	50	89.72
17	FKCT 2,5/17-STF	1909553	50	94.72
18	FKCT 2,5/18-STF	1909566	50	99.72

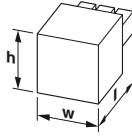


#### Technical data

Product Line	COMBICON Connectors M		
Connection system / type of contact	COMBICON MSTB 2,5 / Socket		
Locking	Screw flange		
Connection capacity			
rigid / flexible	[mm <sup>2</sup> ]	0.2 - 2.5 / 0.2 - 2.5	
Flexible with ferrules without plastic sleeve	[mm <sup>2</sup> ]	0.25 - 2.5	
Flexible with ferrules with plastic sleeve	[mm <sup>2</sup> ]	0.25 - 2.5	
Conductor cross section AWG/kcmil		24 - 12	
Stripping length	[mm]	10	
Electrical parameters			
rated current / nominal cross section	[A] / [mm <sup>2</sup> ]	12 / 2.5	
Surge voltage category/degree of pollution		III/3	II / 2
Rated insulation voltage	[V]	320	630
Rated surge voltage	[kV]	4	4
General data			
Type of insulation material / insulation material group	PA / I		
Flammability rating in accordance with UL 94	V0		
Certification data			
Note	More detailed information on the approval data can be found on our website.		

### PCB connector, Push-in spring connection, Pitch: 5.08 mm

FKCT 2,5/...STF



Dimensions	[mm]
Length [l]	25.2
Height [h]	15



#### Ordering data

No. of pos.	Type	Item No.	Pcs./ Pkt.	Width w [mm]
2	FKCT 2,5/ 2-STF-5,08	1902301	50	20.26
3	FKCT 2,5/ 3-STF-5,08	1902314	50	25.34
4	FKCT 2,5/ 4-STF-5,08	1902327	50	30.42
5	FKCT 2,5/ 5-STF-5,08	1902330	50	35.5
6	FKCT 2,5/ 6-STF-5,08	1902343	50	40.58
7	FKCT 2,5/ 7-STF-5,08	1902356	50	45.66
8	FKCT 2,5/ 8-STF-5,08	1902369	50	50.74
9	FKCT 2,5/ 9-STF-5,08	1902372	50	55.82
10	FKCT 2,5/10-STF-5,08	1902385	50	60.9
11	FKCT 2,5/11-STF-5,08	1902398	50	65.98
12	FKCT 2,5/12-STF-5,08	1902408	50	71.06
13	FKCT 2,5/13-STF-5,08	1902411	50	76.14
14	FKCT 2,5/14-STF-5,08	1902424	50	81.22
15	FKCT 2,5/15-STF-5,08	1902437	50	86.3
16	FKCT 2,5/16-STF-5,08	1902440	50	91.38
17	FKCT 2,5/17-STF-5,08	1902453	50	96.46
18	FKCT 2,5/18-STF-5,08	1902466	50	101.54

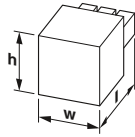



#### Technical data

Product Line	COMBICON Connectors M		
Connection system / type of contact	COMBICON MSTB 2,5 / Socket		
Locking	Screw flange		
Connection capacity			
rigid / flexible	[mm <sup>2</sup> ]	0.2 - 2.5 / 0.2 - 2.5	
Flexible with ferrules without plastic sleeve	[mm <sup>2</sup> ]	0.25 - 2.5	
Flexible with ferrules with plastic sleeve	[mm <sup>2</sup> ]	0.25 - 2.5	
Conductor cross section AWG/kcmil		24 - 12	
Stripping length	[mm]	10	
Electrical parameters			
rated current / nominal cross section	[A] / [mm <sup>2</sup> ]	12 / 2.5	
Surge voltage category/degree of pollution		III/3	II / 2
Rated insulation voltage	[V]	320	630
Rated surge voltage	[kV]	4	4
General data			
Type of insulation material / insulation material group	PA / I		
Flammability rating in accordance with UL 94	V0		
Certification data			
Note	More detailed information on the approval data can be found on our website.		

PCB connector, Push-in spring connection, Pitch: 5 mm

FKCN 2,5/..-ST



Dimensions	[mm]
Length [l]	27.1
Height [h]	10.9



Ordering data

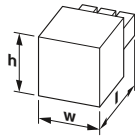

No. of pos.	Type	Item No.	Pcs./ Pkt.	Width w [mm]
2	FKCN 2,5/ 2-ST	1732742	50	10
3	FKCN 2,5/ 3-ST	1732755	50	15
4	FKCN 2,5/ 4-ST	1732768	50	20
5	FKCN 2,5/ 5-ST	1732771	50	25
6	FKCN 2,5/ 6-ST	1732784	50	30
7	FKCN 2,5/ 7-ST	1732797	50	35
8	FKCN 2,5/ 8-ST	1732807	50	40
9	FKCN 2,5/ 9-ST	1732810	50	45
10	FKCN 2,5/10-ST	1732823	50	50
11	FKCN 2,5/11-ST	1732833	50	55
12	FKCN 2,5/12-ST	1732836	50	60
13	FKCN 2,5/13-ST	1732849	50	65
14	FKCN 2,5/14-ST	1732852	50	70
15	FKCN 2,5/15-ST	1732865	50	75
16	FKCN 2,5/16-ST	1732878	50	80
17	FKCN 2,5/17-ST	1732881	50	85
18	FKCN 2,5/18-ST	1732894	50	90

Technical data

Product Line	COMBICON Connectors M		
Connection system / type of contact	COMBICON MSTB 2,5 / Socket		
Locking	without		
Connection capacity			
rigid / flexible	[mm <sup>2</sup> ]	0.2 - 1.5 / 0.2 - 2.5	
Flexible with ferrules without plastic sleeve	[mm <sup>2</sup> ]	0.25 - 1.5	
Flexible with ferrules with plastic sleeve	[mm <sup>2</sup> ]	0.25 - 1.5	
Conductor cross section AWG/kcmil		24 - 16	
Stripping length	[mm]	10	
Electrical parameters			
rated current / nominal cross section	[A] / [mm <sup>2</sup> ]	12 / 2.5	
Surge voltage category/degree of pollution		III/3	III / 2
Rated insulation voltage	[V]	320	320
Rated surge voltage	[kV]	4	4
General data			
Type of insulation material / insulation material group	PBT / I		
Flammability rating in accordance with UL 94	V0		
Certification data			
Note	More detailed information on the approval data can be found on our website.		

PCB connector, Push-in spring connection, Pitch: 5.08 mm

FKCN 2,5/..-ST



Dimensions	[mm]
Length [l]	27.1
Height [h]	10.9



Ordering data

No. of pos.	Type	Item No.	Pcs./ Pkt.	Width w [mm]
2	FKCN 2,5/ 2-ST-5,08	1754568	50	10.16
3	FKCN 2,5/ 3-ST-5,08	1754571	50	15.24
4	FKCN 2,5/ 4-ST-5,08	1754584	50	20.32
5	FKCN 2,5/ 5-ST-5,08	1754597	50	25.4
6	FKCN 2,5/ 6-ST-5,08	1754607	50	30.48
7	FKCN 2,5/ 7-ST-5,08	1754610	50	35.56
8	FKCN 2,5/ 8-ST-5,08	1754623	50	40.64
9	FKCN 2,5/ 9-ST-5,08	1754636	50	45.72
10	FKCN 2,5/10-ST-5,08	1754649	50	50.8
11	FKCN 2,5/11-ST-5,08	1754652	50	55.88
12	FKCN 2,5/12-ST-5,08	1754665	50	60.96
13	FKCN 2,5/13-ST-5,08	1754678	50	66.04
14	FKCN 2,5/14-ST-5,08	1754681	50	71.12
15	FKCN 2,5/15-ST-5,08	1754694	50	76.2
16	FKCN 2,5/16-ST-5,08	1754704	50	81.28
17	FKCN 2,5/17-ST-5,08	1754717	50	86.36
18	FKCN 2,5/18-ST-5,08	1754720	50	91.44

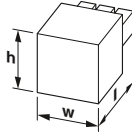
Technical data

Product Line	COMBICON Connectors M		
Connection system / type of contact	COMBICON MSTB 2,5 / Socket		
Locking	without		
Connection capacity			
rigid / flexible	[mm <sup>2</sup> ]	0.2 - 1.5 / 0.2 - 2.5	
Flexible with ferrules without plastic sleeve	[mm <sup>2</sup> ]	0.25 - 1.5	
Flexible with ferrules with plastic sleeve	[mm <sup>2</sup> ]	0.25 - 1.5	
Conductor cross section AWG/kcmil		24 - 16	
Stripping length	[mm]	10	
Electrical parameters			
rated current / nominal cross section	[A] / [mm <sup>2</sup> ]	12 / 2.5	
Surge voltage category/degree of pollution		III/3	III / 2
Rated insulation voltage	[V]	320	320
Rated surge voltage	[kV]	4	4
General data			
Type of insulation material / insulation material group	PA / I		
Flammability rating in accordance with UL 94	V0		
Certification data			
Note	More detailed information on the approval data can be found on our website.		

# COMBICON connectors M up to 2.5 mm<sup>2</sup> (14 AWG)

## PCB connector, Push-in spring connection, Pitch: 5 mm

FKCN 2,5/...-STF



Dimensions	[mm]
Length [l]	27.1
Height [h]	10.9

ERL

### Ordering data

No. of pos.	Type	Item No.	Pcs./ Pkt.	Width w [mm]
2	FKCN 2,5/ 2-STF	1732962	50	20
3	FKCN 2,5/ 3-STF	1732975	50	25
4	FKCN 2,5/ 4-STF	1732988	50	30
5	FKCN 2,5/ 5-STF	1732991	50	35
6	FKCN 2,5/ 6-STF	1733000	50	40
7	FKCN 2,5/ 7-STF	1733013	50	45
8	FKCN 2,5/ 8-STF	1733026	50	50
9	FKCN 2,5/ 9-STF	1733039	50	55
10	FKCN 2,5/10-STF	1733042	50	60
11	FKCN 2,5/11-STF	1733050	50	65
12	FKCN 2,5/12-STF	1733055	50	70
13	FKCN 2,5/13-STF	1733068	50	75
14	FKCN 2,5/14-STF	1733071	50	80
15	FKCN 2,5/15-STF	1733084	50	85
16	FKCN 2,5/16-STF	1733097	50	90
17	FKCN 2,5/17-STF	1733107	50	95
18	FKCN 2,5/18-STF	1733110	50	100
19	FKCN 2,5/19-STF	1733123	50	105
20	FKCN 2,5/20-STF	1733136	50	110
21	FKCN 2,5/21-STF	1733149	50	115
22	FKCN 2,5/22-STF	1733152	50	120
23	FKCN 2,5/23-STF	1733165	50	125
24	FKCN 2,5/24-STF	1733178	50	130

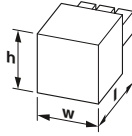


### Technical data

Product Line	COMBICON Connectors M		
Connection system / type of contact	COMBICON MSTB 2,5 / Socket		
Locking	Screw flange		
Connection capacity			
rigid / flexible	[mm <sup>2</sup> ]	0.2 - 1.5 / 0.2 - 2.5	
Flexible with ferrules without plastic sleeve	[mm <sup>2</sup> ]	0.25 - 1.5	
Flexible with ferrules with plastic sleeve	[mm <sup>2</sup> ]	0.25 - 1.5	
Conductor cross section AWG/kcmil		24 - 16	
Stripping length	[mm]	10	
Electrical parameters			
rated current / nominal cross section	[A] / [mm <sup>2</sup> ]	12 / 2.5	
Surge voltage category/degree of pollution		III/3	III / 2 II / 2
Rated insulation voltage	[V]	320	320 630
Rated surge voltage	[kV]	4	4 4
General data			
Type of insulation material / insulation material group	PBT / I		
Flammability rating in accordance with UL 94	V0		

## PCB connector, Push-in spring connection, Pitch: 5.08 mm

FKCN 2,5/...-STF



Dimensions	[mm]
Length [l]	27.1
Height [h]	10.9

UL

### Ordering data

No. of pos.	Type	Item No.	Pcs./ Pkt.	Width w [mm]
2	FKCN 2,5/ 2-STF-5,08	1754791	50	20.16
3	FKCN 2,5/ 3-STF-5,08	1754801	50	25.24
4	FKCN 2,5/ 4-STF-5,08	1754814	50	30.32
5	FKCN 2,5/ 5-STF-5,08	1754827	50	35.4
6	FKCN 2,5/ 6-STF-5,08	1754830	50	40.48
7	FKCN 2,5/ 7-STF-5,08	1754843	50	45.56
8	FKCN 2,5/ 8-STF-5,08	1754856	50	50.64
9	FKCN 2,5/ 9-STF-5,08	1754869	50	55.72
10	FKCN 2,5/10-STF-5,08	1754872	50	60.8
11	FKCN 2,5/11-STF-5,08	1754885	50	65.88
12	FKCN 2,5/12-STF-5,08	1754898	50	70.96
13	FKCN 2,5/13-STF-5,08	1754908	50	76.04
14	FKCN 2,5/14-STF-5,08	1754911	50	81.12
15	FKCN 2,5/15-STF-5,08	1754924	50	86.2
16	FKCN 2,5/16-STF-5,08	1754937	50	91.28
17	FKCN 2,5/17-STF-5,08	1754940	50	96.36
18	FKCN 2,5/18-STF-5,08	1754953	50	101.44

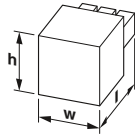



### Technical data

Product Line	COMBICON Connectors M		
Connection system / type of contact	COMBICON MSTB 2,5 / Socket		
Locking	Screw flange		
Connection capacity			
rigid / flexible	[mm <sup>2</sup> ]	0.2 - 1.5 / 0.2 - 2.5	
Flexible with ferrules without plastic sleeve	[mm <sup>2</sup> ]	0.25 - 1.5	
Flexible with ferrules with plastic sleeve	[mm <sup>2</sup> ]	0.25 - 1.5	
Conductor cross section AWG/kcmil		24 - 16	
Stripping length	[mm]	10	
Electrical parameters			
rated current / nominal cross section	[A] / [mm <sup>2</sup> ]	12 / 2.5	
Surge voltage category/degree of pollution		III/3	III / 2 II / 2
Rated insulation voltage	[V]	320	320 630
Rated surge voltage	[kV]	4	4 4
General data			
Type of insulation material / insulation material group	PA / I		
Flammability rating in accordance with UL 94	V0		
Certification data			
Note	More detailed information on the approval data can be found on our website.		

PCB connector, Push-in spring connection, Pitch: 5 mm

FKCVR 2,5/...-ST



Dimensions	[mm]
Length [l]	26.6
Height [h]	16.8



Ordering data

No. of pos.	Type	Item No.	Pcs./ Pkt.	Width w [mm]
2	FKCVR 2,5/ 2-ST	1909715	100	10.1
3	FKCVR 2,5/ 3-ST	1909728	100	15.1
4	FKCVR 2,5/ 4-ST	1909731	100	20.1
5	FKCVR 2,5/ 5-ST	1909744	100	25.1
6	FKCVR 2,5/ 6-ST	1909757	50	30.1
7	FKCVR 2,5/ 7-ST	1909760	50	35.1
8	FKCVR 2,5/ 8-ST	1909773	50	40.1
9	FKCVR 2,5/ 9-ST	1909786	50	45.1
10	FKCVR 2,5/10-ST	1909799	50	50.1
11	FKCVR 2,5/11-ST	1909809	50	55.1
12	FKCVR 2,5/12-ST	1909812	50	60.1
13	FKCVR 2,5/13-ST	1909825	50	65.1
14	FKCVR 2,5/14-ST	1909838	50	70.1
15	FKCVR 2,5/15-ST	1909841	50	75.1
16	FKCVR 2,5/16-ST	1909854	50	80.1
17	FKCVR 2,5/17-ST	1909867	50	85.1
18	FKCVR 2,5/18-ST	1909870	50	90.1

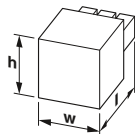



Technical data

Product Line		COMBICON Connectors M		
Connection system / type of contact		COMBICON MSTB 2,5 / Socket		
Locking		without		
Connection capacity				
rigid / flexible	[mm <sup>2</sup> ]	0.2 - 2.5 / 0.2 - 2.5		
Flexible with ferrules without plastic sleeve	[mm <sup>2</sup> ]	0.25 - 2.5		
Flexible with ferrules with plastic sleeve	[mm <sup>2</sup> ]	0.25 - 2.5		
Conductor cross section AWG/kcmil		24 - 12		
Stripping length		10		
Electrical parameters				
rated current / nominal cross section	[A] / [mm <sup>2</sup> ]	12 / 2.5		
Surge voltage category/degree of pollution		III/3	III / 2	II / 2
Rated insulation voltage		250		320
Rated surge voltage		4		4
General data				
Type of insulation material / insulation material group		PA / I		
Flammability rating in accordance with UL 94		V0		
Certification data				
Note		More detailed information on the approval data can be found on our website.		

PCB connector, Push-in spring connection, Pitch: 5.08 mm

FKCVR 2,5/...-ST



Dimensions	[mm]
Length [l]	26.6
Height [h]	16.8



Ordering data

No. of pos.	Type	Item No.	Pcs./ Pkt.	Width w [mm]
2	FKCVR 2,5/ 2-ST-5,08	1873951	100	10.78
3	FKCVR 2,5/ 3-ST-5,08	1873964	100	15.86
4	FKCVR 2,5/ 4-ST-5,08	1873977	100	20.94
5	FKCVR 2,5/ 5-ST-5,08	1873980	100	26.02
6	FKCVR 2,5/ 6-ST-5,08	1873993	50	31.1
7	FKCVR 2,5/ 7-ST-5,08	1874002	50	36.18
8	FKCVR 2,5/ 8-ST-5,08	1874015	50	41.26
9	FKCVR 2,5/ 9-ST-5,08	1874028	50	46.34
10	FKCVR 2,5/10-ST-5,08	1874031	50	51.42
11	FKCVR 2,5/11-ST-5,08	1874044	50	56.5
12	FKCVR 2,5/12-ST-5,08	1874057	50	61.58
13	FKCVR 2,5/13-ST-5,08	1874060	50	66.66
14	FKCVR 2,5/14-ST-5,08	1874073	50	71.74
15	FKCVR 2,5/15-ST-5,08	1874086	50	76.82
16	FKCVR 2,5/16-ST-5,08	1874099	50	81.9



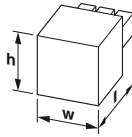
Technical data

Product Line		COMBICON Connectors M		
Connection system / type of contact		COMBICON MSTB 2,5 / Socket		
Locking		without		
Connection capacity				
rigid / flexible	[mm <sup>2</sup> ]	0.2 - 2.5 / 0.2 - 2.5		
Flexible with ferrules without plastic sleeve	[mm <sup>2</sup> ]	0.25 - 2.5		
Flexible with ferrules with plastic sleeve	[mm <sup>2</sup> ]	0.25 - 2.5		
Conductor cross section AWG/kcmil		24 - 12		
Stripping length		10		
Electrical parameters				
rated current / nominal cross section	[A] / [mm <sup>2</sup> ]	12 / 2.5		
Surge voltage category/degree of pollution		III/3	III / 2	II / 2
Rated insulation voltage		250		320
Rated surge voltage		4		4
General data				
Type of insulation material / insulation material group		PA / I		
Flammability rating in accordance with UL 94		V0		
Certification data				
Note		More detailed information on the approval data can be found on our website.		

## COMBICON connectors M up to 2.5 mm<sup>2</sup> (14 AWG)

### PCB connector, Push-in spring connection, Pitch: 5 mm

FKCVR 2,5/...-STF



Dimensions	[mm]
Length [l]	26.6
Height [h]	16.8



#### Ordering data

No. of pos.	Type	Item No.	Pcs./ Pkt.	Width w [mm]
2	FKCVR 2,5/ 2-STF	1909883	50	20.02
3	FKCVR 2,5/ 3-STF	1909896	50	25.02
4	FKCVR 2,5/ 4-STF	1909906	50	30.02
5	FKCVR 2,5/ 5-STF	1909919	50	35.02
6	FKCVR 2,5/ 6-STF	1909922	50	40.02
7	FKCVR 2,5/ 7-STF	1909935	50	45.02
8	FKCVR 2,5/ 8-STF	1909948	50	50.02
9	FKCVR 2,5/ 9-STF	1909951	50	55.02
10	FKCVR 2,5/10-STF	1909964	50	60.02
11	FKCVR 2,5/11-STF	1909977	50	65.02
12	FKCVR 2,5/12-STF	1909980	50	70.02
13	FKCVR 2,5/13-STF	1909993	50	75.02
14	FKCVR 2,5/14-STF	1910005	50	80.02
15	FKCVR 2,5/15-STF	1910018	50	85.02
16	FKCVR 2,5/16-STF	1910021	50	90.02

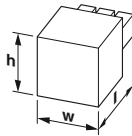


#### Technical data

Product Line	COMBICON Connectors M		
Connection system / type of contact	COMBICON MSTB 2,5 / Socket		
Locking	Screw flange		
Connection capacity			
rigid / flexible	[mm <sup>2</sup> ]	0.2 - 2.5 / 0.2 - 2.5	
Flexible with ferrules without plastic sleeve	[mm <sup>2</sup> ]	0.25 - 2.5	
Flexible with ferrules with plastic sleeve	[mm <sup>2</sup> ]	0.25 - 2.5	
Conductor cross section AWG/kcmil		24 - 12	
Stripping length	[mm]	10	
Electrical parameters			
rated current / nominal cross section	[A] / [mm <sup>2</sup> ]	12 / 2.5	
Surge voltage category/degree of pollution		III/3	II / 2
Rated insulation voltage	[V]	250	320
Rated surge voltage	[kV]	4	4
General data			
Type of insulation material / insulation material group		PA / I	
Flammability rating in accordance with UL 94		V0	
Certification data			
Note		More detailed information on the approval data can be found on our website.	

### PCB connector, Push-in spring connection, Pitch: 5.08 mm

FKCVR 2,5/...-STF



Dimensions	[mm]
Length [l]	26.6
Height [h]	16.8



#### Ordering data

No. of pos.	Type	Item No.	Pcs./ Pkt.	Width w [mm]
2	FKCVR 2,5/ 2-STF-5,08	1874109	50	20.26
3	FKCVR 2,5/ 3-STF-5,08	1874112	50	25.34
4	FKCVR 2,5/ 4-STF-5,08	1874125	50	30.42
5	FKCVR 2,5/ 5-STF-5,08	1874138	50	35.5
6	FKCVR 2,5/ 6-STF-5,08	1874141	50	40.58
7	FKCVR 2,5/ 7-STF-5,08	1874154	50	45.66
8	FKCVR 2,5/ 8-STF-5,08	1874167	50	50.74
9	FKCVR 2,5/ 9-STF-5,08	1874170	50	55.82
10	FKCVR 2,5/10-STF-5,08	1874183	50	60.9
11	FKCVR 2,5/11-STF-5,08	1874196	50	65.98
12	FKCVR 2,5/12-STF-5,08	1874206	50	71.06
13	FKCVR 2,5/13-STF-5,08	1874219	50	76.14
14	FKCVR 2,5/14-STF-5,08	1874222	50	81.22
15	FKCVR 2,5/15-STF-5,08	1874235	50	86.3
16	FKCVR 2,5/16-STF-5,08	1874248	50	91.38

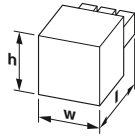



#### Technical data

Product Line	COMBICON Connectors M		
Connection system / type of contact	COMBICON MSTB 2,5 / Socket		
Locking	Screw flange		
Connection capacity			
rigid / flexible	[mm <sup>2</sup> ]	0.2 - 2.5 / 0.2 - 2.5	
Flexible with ferrules without plastic sleeve	[mm <sup>2</sup> ]	0.25 - 2.5	
Flexible with ferrules with plastic sleeve	[mm <sup>2</sup> ]	0.25 - 2.5	
Conductor cross section AWG/kcmil		24 - 12	
Stripping length	[mm]	10	
Electrical parameters			
rated current / nominal cross section	[A] / [mm <sup>2</sup> ]	12 / 2.5	
Surge voltage category/degree of pollution		III/3	II / 2
Rated insulation voltage	[V]	250	320
Rated surge voltage	[kV]	4	4
General data			
Type of insulation material / insulation material group		PA / I	
Flammability rating in accordance with UL 94		V0	
Certification data			
Note		More detailed information on the approval data can be found on our website.	

PCB connector, Push-in spring connection, Pitch: 5 mm

FKCVW 2,5/..-ST



Dimensions	[mm]
Length [l]	26.6
Height [h]	19.2



Ordering data

No. of pos.	Type	Item No.	Pcs./ Pkt.	Width w [mm]
2	FKCVW 2,5/ 2-ST	1910034	50	10.1
3	FKCVW 2,5/ 3-ST	1910047	50	15.1
4	FKCVW 2,5/ 4-ST	1910050	50	20.1
5	FKCVW 2,5/ 5-ST	1910063	50	25.1
6	FKCVW 2,5/ 6-ST	1910076	50	30.1
7	FKCVW 2,5/ 7-ST	1910089	50	35.1
8	FKCVW 2,5/ 8-ST	1910092	50	40.1
9	FKCVW 2,5/ 9-ST	1910102	50	45.1
10	FKCVW 2,5/10-ST	1910115	50	50.1
11	FKCVW 2,5/11-ST	1910128	50	55.1
12	FKCVW 2,5/12-ST	1910131	50	60.1
13	FKCVW 2,5/13-ST	1910144	50	65.1
14	FKCVW 2,5/14-ST	1910157	50	70.1
15	FKCVW 2,5/15-ST	1910160	50	75.1
16	FKCVW 2,5/16-ST	1910173	50	80.1
17	FKCVW 2,5/17-ST	1910186	50	85.1
18	FKCVW 2,5/18-ST	1910199	50	90.1

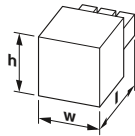



Technical data

Product Line		COMBICON Connectors M		
Connection system / type of contact		COMBICON MSTB 2,5 / Socket		
Locking		without		
Connection capacity				
rigid / flexible	[mm <sup>2</sup> ]	0.2 - 2.5 / 0.2 - 2.5		
Flexible with ferrules without plastic sleeve	[mm <sup>2</sup> ]	0.25 - 2.5		
Flexible with ferrules with plastic sleeve	[mm <sup>2</sup> ]	0.25 - 2.5		
Conductor cross section AWG/kcmil		24 - 12		
Stripping length		10		
Electrical parameters				
rated current / nominal cross section	[A] / [mm <sup>2</sup> ]	12 / 2.5		
Surge voltage category/degree of pollution		III/3	III / 2	II / 2
Rated insulation voltage		250	320	630
Rated surge voltage		4	4	4
General data				
Type of insulation material / insulation material group		PA / I		
Flammability rating in accordance with UL 94		V0		
Certification data				
Note		More detailed information on the approval data can be found on our website.		

PCB connector, Push-in spring connection, Pitch: 5.08 mm

FKCVW 2,5/..-ST



Dimensions	[mm]
Length [l]	26.6
Height [h]	19.2



Ordering data

No. of pos.	Type	Item No.	Pcs./ Pkt.	Width w [mm]
2	FKCVW 2,5/ 2-ST-5,08	1873650	50	10.78
3	FKCVW 2,5/ 3-ST-5,08	1873663	50	15.86
4	FKCVW 2,5/ 4-ST-5,08	1873676	50	20.94
5	FKCVW 2,5/ 5-ST-5,08	1873689	50	26.02
6	FKCVW 2,5/ 6-ST-5,08	1873692	50	31.1
7	FKCVW 2,5/ 7-ST-5,08	1873702	50	36.18
8	FKCVW 2,5/ 8-ST-5,08	1873715	50	41.26
9	FKCVW 2,5/ 9-ST-5,08	1873728	50	46.34
10	FKCVW 2,5/10-ST-5,08	1873731	50	51.42
11	FKCVW 2,5/11-ST-5,08	1873744	50	56.5
12	FKCVW 2,5/12-ST-5,08	1873757	50	61.58
13	FKCVW 2,5/13-ST-5,08	1873760	50	66.66
14	FKCVW 2,5/14-ST-5,08	1873773	50	71.74
15	FKCVW 2,5/15-ST-5,08	1873786	50	76.82
16	FKCVW 2,5/16-ST-5,08	1873799	50	81.9



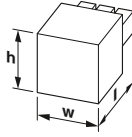

Technical data

Product Line		COMBICON Connectors M		
Connection system / type of contact		COMBICON MSTB 2,5 / Socket		
Locking		without		
Connection capacity				
rigid / flexible	[mm <sup>2</sup> ]	0.2 - 2.5 / 0.2 - 2.5		
Flexible with ferrules without plastic sleeve	[mm <sup>2</sup> ]	0.25 - 2.5		
Flexible with ferrules with plastic sleeve	[mm <sup>2</sup> ]	0.25 - 2.5		
Conductor cross section AWG/kcmil		24 - 12		
Stripping length		10		
Electrical parameters				
rated current / nominal cross section	[A] / [mm <sup>2</sup> ]	12 / 2.5		
Surge voltage category/degree of pollution		III/3	III / 2	II / 2
Rated insulation voltage		250	320	630
Rated surge voltage		4	4	4
General data				
Type of insulation material / insulation material group		PA / I		
Flammability rating in accordance with UL 94		V0		
Certification data				
Note		More detailed information on the approval data can be found on our website.		

# COMBICON connectors M up to 2.5 mm<sup>2</sup> (14 AWG)

## PCB connector, Push-in spring connection, Pitch: 5 mm

FKCVW 2,5/..-STF



Dimensions	[mm]
Length [l]	26.6
Height [h]	19.1



### Ordering data

No. of pos.	Type	Item No.	Pcs./ Pkt.	Width w [mm]
2	FKCVW 2,5/ 2-STF	1910209	50	20.02
3	FKCVW 2,5/ 3-STF	1910212	50	25.02
4	FKCVW 2,5/ 4-STF	1910225	50	30.02
5	FKCVW 2,5/ 5-STF	1910238	50	35.02
6	FKCVW 2,5/ 6-STF	1910241	50	40.02
7	FKCVW 2,5/ 7-STF	1910254	50	45.02
8	FKCVW 2,5/ 8-STF	1910267	50	50.02
9	FKCVW 2,5/ 9-STF	1910270	50	55.02
10	FKCVW 2,5/10-STF	1910283	50	60.02
11	FKCVW 2,5/11-STF	1910296	50	65.02
12	FKCVW 2,5/12-STF	1910306	50	70.02
13	FKCVW 2,5/13-STF	1910319	50	75.02
14	FKCVW 2,5/14-STF	1910322	50	80.02
15	FKCVW 2,5/15-STF	1910335	50	85.02
16	FKCVW 2,5/16-STF	1910348	50	90.02

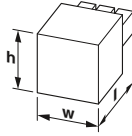



### Technical data

Product Line	COMBICON Connectors M		
Connection system / type of contact	COMBICON MSTB 2,5 / Socket		
Locking	Screw flange		
Connection capacity			
rigid / flexible	[mm <sup>2</sup> ]	0.2 - 2.5 / 0.2 - 2.5	
Flexible with ferrules without plastic sleeve	[mm <sup>2</sup> ]	0.25 - 2.5	
Flexible with ferrules with plastic sleeve	[mm <sup>2</sup> ]	0.25 - 2.5	
Conductor cross section AWG/kcmil		24 - 12	
Stripping length	[mm]	10	
Electrical parameters			
rated current / nominal cross section	[A] / [mm <sup>2</sup> ]	12 / 2.5	
Surge voltage category/degree of pollution		III/3	II / 2
Rated insulation voltage	[V]	250	320
Rated surge voltage	[kV]	4	4
General data			
Type of insulation material / insulation material group		PA / I	
Flammability rating in accordance with UL 94		V0	
Certification data			
Note		More detailed information on the approval data can be found on our website.	

## PCB connector, Push-in spring connection, Pitch: 5.08 mm

FKCVW 2,5/..-STF



Dimensions	[mm]
Length [l]	26.6
Height [h]	19.2



### Ordering data

No. of pos.	Type	Item No.	Pcs./ Pkt.	Width w [mm]
2	FKCVW 2,5/ 2-STF-5,08	1873809	50	20.26
3	FKCVW 2,5/ 3-STF-5,08	1873812	50	25.34
4	FKCVW 2,5/ 4-STF-5,08	1873825	50	30.42
5	FKCVW 2,5/ 5-STF-5,08	1873838	50	35.5
6	FKCVW 2,5/ 6-STF-5,08	1873841	50	40.58
7	FKCVW 2,5/ 7-STF-5,08	1873854	50	45.66
8	FKCVW 2,5/ 8-STF-5,08	1873867	50	50.74
9	FKCVW 2,5/ 9-STF-5,08	1873870	50	55.82
10	FKCVW 2,5/10-STF-5,08	1873883	50	60.9
11	FKCVW 2,5/11-STF-5,08	1873896	50	65.98
12	FKCVW 2,5/12-STF-5,08	1873906	50	71.06
13	FKCVW 2,5/13-STF-5,08	1873919	50	76.14
14	FKCVW 2,5/14-STF-5,08	1873922	50	81.22
15	FKCVW 2,5/15-STF-5,08	1873935	50	86.3
16	FKCVW 2,5/16-STF-5,08	1873948	50	91.38



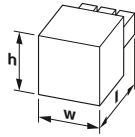

### Technical data

Product Line	COMBICON Connectors M		
Connection system / type of contact	COMBICON MSTB 2,5 / Socket		
Locking	Screw flange		
Connection capacity			
rigid / flexible	[mm <sup>2</sup> ]	0.2 - 2.5 / 0.2 - 2.5	
Flexible with ferrules without plastic sleeve	[mm <sup>2</sup> ]	0.25 - 2.5	
Flexible with ferrules with plastic sleeve	[mm <sup>2</sup> ]	0.25 - 2.5	
Conductor cross section AWG/kcmil		24 - 12	
Stripping length	[mm]	10	
Electrical parameters			
rated current / nominal cross section	[A] / [mm <sup>2</sup> ]	12 / 2.5	
Surge voltage category/degree of pollution		III/3	II / 2
Rated insulation voltage	[V]	250	320
Rated surge voltage	[kV]	4	4
General data			
Type of insulation material / insulation material group		PA / I	
Flammability rating in accordance with UL 94		V0	
Certification data			
Note		More detailed information on the approval data can be found on our website.	



PCB connector, Push-in spring connection, Pitch: 5.08 mm

FKCOR 2,5/..-ST



Dimensions	[mm]
Length [l]	23.7
Height [h]	14.3



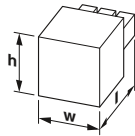

Ordering data

No. of pos.	Type	Item No.	Pcs./ Pkt.	Width w [mm]
2	FKCOR 2,5/ 2-ST-5,08	1861234	250	10.03
3	FKCOR 2,5/ 3-ST-5,08	1861247	250	15.11
4	FKCOR 2,5/ 4-ST-5,08	1861250	250	20.19
5	FKCOR 2,5/ 5-ST-5,08	1861263	100	25.27
6	FKCOR 2,5/ 6-ST-5,08	1861276	100	30.35
7	FKCOR 2,5/ 7-ST-5,08	1861289	100	35.43
8	FKCOR 2,5/ 8-ST-5,08	1861292	100	40.51
9	FKCOR 2,5/ 9-ST-5,08	1861302	100	45.59
10	FKCOR 2,5/10-ST-5,08	1861315	100	50.67
11	FKCOR 2,5/11-ST-5,08	1861328	50	55.75
12	FKCOR 2,5/12-ST-5,08	1861331	50	60.83
13	FKCOR 2,5/13-ST-5,08	1861344	50	65.91
14	FKCOR 2,5/14-ST-5,08	1861357	50	70.99
15	FKCOR 2,5/15-ST-5,08	1861360	50	76.07
16	FKCOR 2,5/16-ST-5,08	1861373	50	81.15
17	FKCOR 2,5/17-ST-5,08	1861386	50	86.23
18	FKCOR 2,5/18-ST-5,08	1861399	50	91.31
19	FKCOR 2,5/19-ST-5,08	1861409	50	96.39
20	FKCOR 2,5/20-ST-5,08	1861412	50	101.47
21	FKCOR 2,5/21-ST-5,08	1861425	50	106.55
22	FKCOR 2,5/22-ST-5,08	1861438	50	111.63
23	FKCOR 2,5/23-ST-5,08	1861441	50	116.71
24	FKCOR 2,5/24-ST-5,08	1861454	50	121.79

Technical data	
Product Line	COMBICON Connectors M
Connection system / type of contact	COMBICON MSTB 2,5 / Socket
Locking	without
Connection capacity	
rigid / flexible	[mm <sup>2</sup> ] 0.2 - 2.5 / 0.2 - 2.5
Flexible with ferrules without plastic sleeve	[mm <sup>2</sup> ] 0.25 - 2.5
Flexible with ferrules with plastic sleeve	[mm <sup>2</sup> ] 0.14 - 2.5
Conductor cross section AWG/kcmil	24 - 12
Stripping length	[mm] 10
Electrical parameters	
rated current / nominal cross section	[A] / [mm <sup>2</sup> ] 12 / 2.5
Surge voltage category/degree of pollution	III/3 III / 2 II / 2
Rated insulation voltage	[V] 250 320 630
Rated surge voltage	[kV] 4 4 4
General data	
Type of insulation material / insulation material group	PA / I
Flammability rating in accordance with UL 94	V0
Certification data	
Note	More detailed information on the approval data can be found on our website.

PCB connector, Push-in spring connection, Pitch: 5.08 mm

FKCOR 2,5/..-STF



Dimensions	[mm]
Length [l]	23.7
Height [h]	14.3



Ordering data

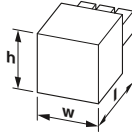

No. of pos.	Type	Item No.	Pcs./ Pkt.	Width w [mm]
2	FKCOR 2,5/ 2-STF-5,08	1861467	250	20.14
3	FKCOR 2,5/ 3-STF-5,08	1861470	250	25.22
4	FKCOR 2,5/ 4-STF-5,08	1861483	250	30.3
5	FKCOR 2,5/ 5-STF-5,08	1861496	100	35.38
6	FKCOR 2,5/ 6-STF-5,08	1861506	100	40.46
7	FKCOR 2,5/ 7-STF-5,08	1861519	100	45.54
8	FKCOR 2,5/ 8-STF-5,08	1861522	100	50.62
9	FKCOR 2,5/ 9-STF-5,08	1861535	100	55.7
10	FKCOR 2,5/10-STF-5,08	1861548	100	60.78
11	FKCOR 2,5/11-STF-5,08	1861551	50	65.86
12	FKCOR 2,5/12-STF-5,08	1861564	50	70.94
13	FKCOR 2,5/13-STF-5,08	1861577	50	76.02
14	FKCOR 2,5/14-STF-5,08	1861580	50	81.1
15	FKCOR 2,5/15-STF-5,08	1861593	50	86.18
16	FKCOR 2,5/16-STF-5,08	1861603	50	91.26
17	FKCOR 2,5/17-STF-5,08	1861616	50	96.34
18	FKCOR 2,5/18-STF-5,08	1861629	50	101.42
19	FKCOR 2,5/19-STF-5,08	1861632	50	106.5
20	FKCOR 2,5/20-STF-5,08	1861645	50	111.58
21	FKCOR 2,5/21-STF-5,08	1861658	50	116.66
22	FKCOR 2,5/22-STF-5,08	1861661	50	121.74
23	FKCOR 2,5/23-STF-5,08	1861674	50	126.82
24	FKCOR 2,5/24-STF-5,08	1861687	50	131.9

Technical data	
Product Line	COMBICON Connectors M
Connection system / type of contact	COMBICON MSTB 2,5 / Socket
Locking	Screw flange
Connection capacity	
rigid / flexible	[mm <sup>2</sup> ] 0.2 - 2.5 / 0.2 - 2.5
Flexible with ferrules without plastic sleeve	[mm <sup>2</sup> ] 0.25 - 2.5
Flexible with ferrules with plastic sleeve	[mm <sup>2</sup> ] 0.14 - 2.5
Conductor cross section AWG/kcmil	24 - 12
Stripping length	[mm] 10
Electrical parameters	
rated current / nominal cross section	[A] / [mm <sup>2</sup> ] 12 / 2.5
Surge voltage category/degree of pollution	III/3 III / 2 II / 2
Rated insulation voltage	[V] 250 320 630
Rated surge voltage	[kV] 4 4 4
General data	
Type of insulation material / insulation material group	PA / I
Flammability rating in accordance with UL 94	V0
Certification data	
Note	More detailed information on the approval data can be found on our website.

## COMBICON connectors M up to 2.5 mm<sup>2</sup> (14 AWG)

### PCB connector, Push-in spring connection, Pitch: 5.08 mm

FKCOR 2,5/...-ST-LR



Dimensions	[mm]
Length [l]	29.1
Height [h]	14.7



#### Ordering data

No. of pos.	Type	Item No.	Pcs./ Pkt.	Width w [mm]
2	FKCOR 2,5/ 2-ST-5,08-LR	1861690	250	19.16
3	FKCOR 2,5/ 3-ST-5,08-LR	1861700	250	24.24
4	FKCOR 2,5/ 4-ST-5,08-LR	1861713	250	29.32
5	FKCOR 2,5/ 5-ST-5,08-LR	1861726	100	34.4
6	FKCOR 2,5/ 6-ST-5,08-LR	1861739	100	39.48
7	FKCOR 2,5/ 7-ST-5,08-LR	1861742	100	44.56
8	FKCOR 2,5/ 8-ST-5,08-LR	1861755	100	49.64
9	FKCOR 2,5/ 9-ST-5,08-LR	1861768	100	54.72
10	FKCOR 2,5/10-ST-5,08-LR	1861771	100	59.8
11	FKCOR 2,5/11-ST-5,08-LR	1861784	50	64.88
12	FKCOR 2,5/12-ST-5,08-LR	1861797	50	69.96
13	FKCOR 2,5/13-ST-5,08-LR	1861807	50	75.04
14	FKCOR 2,5/14-ST-5,08-LR	1861810	50	80.12
15	FKCOR 2,5/15-ST-5,08-LR	1861823	50	85.2
16	FKCOR 2,5/16-ST-5,08-LR	1861836	50	90.28
17	FKCOR 2,5/17-ST-5,08-LR	1861849	50	95.36
18	FKCOR 2,5/18-ST-5,08-LR	1861852	50	100.44
19	FKCOR 2,5/19-ST-5,08-LR	1861865	50	105.52
20	FKCOR 2,5/20-ST-5,08-LR	1861878	50	110.6
21	FKCOR 2,5/21-ST-5,08-LR	1861881	50	115.68
22	FKCOR 2,5/22-ST-5,08-LR	1861894	50	120.76
23	FKCOR 2,5/23-ST-5,08-LR	1861904	50	125.84
24	FKCOR 2,5/24-ST-5,08-LR	1861917	50	130.92

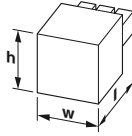



#### Technical data

Product Line	COMBICON Connectors M		
Connection system / type of contact	COMBICON MSTB 2,5 / Socket		
Locking	Lock & Release ejector lever		
Connection capacity			
rigid / flexible	[mm <sup>2</sup> ]	0.2 - 2.5 / 0.2 - 2.5	
Flexible with ferrules without plastic sleeve	[mm <sup>2</sup> ]	0.25 - 2.5	
Flexible with ferrules with plastic sleeve	[mm <sup>2</sup> ]	0.14 - 2.5	
Conductor cross section AWG/kcmil		24 - 12	
Stripping length	[mm]	10	
Electrical parameters			
rated current / nominal cross section	[A] / [mm <sup>2</sup> ]	12 / 2.5	
Surge voltage category/degree of pollution		III/3	III / 2 II / 2
Rated insulation voltage	[V]	250	320 630
Rated surge voltage	[kV]	4	4 4
General data			
Type of insulation material / insulation material group	PA / I		
Flammability rating in accordance with UL 94	V0		
Certification data			
Note	More detailed information on the approval data can be found on our website.		

### PCB connector, Push-in spring connection, Pitch: 5.08 mm

FKCOW 2,5/...-ST



Dimensions	[mm]
Length [l]	23.7
Height [h]	16.8



#### Ordering data

No. of pos.	Type	Item No.	Pcs./ Pkt.	Width w [mm]
2	FKCOW 2,5/ 2-ST-5,08	1860549	250	10.03
3	FKCOW 2,5/ 3-ST-5,08	1860552	250	15.11
4	FKCOW 2,5/ 4-ST-5,08	1860565	250	20.19
5	FKCOW 2,5/ 5-ST-5,08	1860578	100	25.27
6	FKCOW 2,5/ 6-ST-5,08	1860581	100	30.35
7	FKCOW 2,5/ 7-ST-5,08	1860594	100	35.43
8	FKCOW 2,5/ 8-ST-5,08	1860604	100	40.51
9	FKCOW 2,5/ 9-ST-5,08	1860617	100	45.59
10	FKCOW 2,5/10-ST-5,08	1860620	100	50.67
11	FKCOW 2,5/11-ST-5,08	1860633	50	55.75
12	FKCOW 2,5/12-ST-5,08	1860646	50	60.83
13	FKCOW 2,5/13-ST-5,08	1860659	50	65.91
14	FKCOW 2,5/14-ST-5,08	1860662	50	70.99
15	FKCOW 2,5/15-ST-5,08	1860675	50	76.07
16	FKCOW 2,5/16-ST-5,08	1860688	50	81.15
17	FKCOW 2,5/17-ST-5,08	1860691	50	86.23
18	FKCOW 2,5/18-ST-5,08	1860701	50	91.31
19	FKCOW 2,5/19-ST-5,08	1860714	50	96.39
20	FKCOW 2,5/20-ST-5,08	1860727	50	101.47
21	FKCOW 2,5/21-ST-5,08	1860730	50	106.55
22	FKCOW 2,5/22-ST-5,08	1860743	50	111.63
23	FKCOW 2,5/23-ST-5,08	1860756	50	116.71
24	FKCOW 2,5/24-ST-5,08	1860769	50	121.79

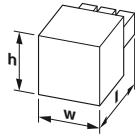



#### Technical data

Product Line	COMBICON Connectors M		
Connection system / type of contact	COMBICON MSTB 2,5 / Socket		
Locking	without		
Connection capacity			
rigid / flexible	[mm <sup>2</sup> ]	0.2 - 2.5 / 0.2 - 2.5	
Flexible with ferrules without plastic sleeve	[mm <sup>2</sup> ]	0.25 - 2.5	
Flexible with ferrules with plastic sleeve	[mm <sup>2</sup> ]	0.14 - 2.5	
Conductor cross section AWG/kcmil		24 - 12	
Stripping length	[mm]	10	
Electrical parameters			
rated current / nominal cross section	[A] / [mm <sup>2</sup> ]	12 / 2.5	
Surge voltage category/degree of pollution		III/3	III / 2 II / 2
Rated insulation voltage	[V]	250	320 630
Rated surge voltage	[kV]	4	4 4
General data			
Type of insulation material / insulation material group	PA / I		
Flammability rating in accordance with UL 94	V0		
Certification data			
Note	More detailed information on the approval data can be found on our website.		

PCB connector, Push-in spring connection, Pitch: 5.08 mm

FKCOW 2,5/...-STF



Dimensions	[mm]
Length [l]	23.7
Height [h]	16.8



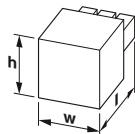

Ordering data

No. of pos.	Type	Item No.	Pcs./ Pkt.	Width w [mm]
2	FKCOW 2,5/ 2-STF-5,08	1860772	250	20.14
3	FKCOW 2,5/ 3-STF-5,08	1860785	250	25.22
4	FKCOW 2,5/ 4-STF-5,08	1860798	250	30.3
5	FKCOW 2,5/ 5-STF-5,08	1860808	100	35.38
6	FKCOW 2,5/ 6-STF-5,08	1860811	100	40.46
7	FKCOW 2,5/ 7-STF-5,08	1860824	100	45.54
8	FKCOW 2,5/ 8-STF-5,08	1860837	100	50.62
9	FKCOW 2,5/ 9-STF-5,08	1860840	100	55.7
10	FKCOW 2,5/10-STF-5,08	1860853	100	60.78
11	FKCOW 2,5/11-STF-5,08	1860866	50	65.86
12	FKCOW 2,5/12-STF-5,08	1860879	50	70.94
13	FKCOW 2,5/13-STF-5,08	1860882	50	76.02
14	FKCOW 2,5/14-STF-5,08	1860895	50	81.1
15	FKCOW 2,5/15-STF-5,08	1860905	50	86.18
16	FKCOW 2,5/16-STF-5,08	1860918	50	91.26
17	FKCOW 2,5/17-STF-5,08	1860921	50	96.34
18	FKCOW 2,5/18-STF-5,08	1860934	50	101.42
19	FKCOW 2,5/19-STF-5,08	1860947	50	106.5
20	FKCOW 2,5/20-STF-5,08	1860950	50	111.58
21	FKCOW 2,5/21-STF-5,08	1860963	50	116.66
22	FKCOW 2,5/22-STF-5,08	1860976	50	121.74
23	FKCOW 2,5/23-STF-5,08	1860989	50	126.82
24	FKCOW 2,5/24-STF-5,08	1860992	50	131.9

Technical data	
Product Line	COMBICON Connectors M
Connection system / type of contact	COMBICON MSTB 2,5 / Socket
Locking	Screw flange
Connection capacity	
rigid / flexible	[mm <sup>2</sup> ] 0.2 - 2.5 / 0.2 - 2.5
Flexible with ferrules without plastic sleeve	[mm <sup>2</sup> ] 0.25 - 2.5
Flexible with ferrules with plastic sleeve	[mm <sup>2</sup> ] 0.14 - 2.5
Conductor cross section AWG/kcmil	24 - 12
Stripping length	[mm] 10
Electrical parameters	
rated current / nominal cross section	[A] / [mm <sup>2</sup> ] 12 / 2.5
Surge voltage category/degree of pollution	III/3 III / 2 II / 2
Rated insulation voltage	[V] 250 320 630
Rated surge voltage	[kV] 4 4 4
General data	
Type of insulation material / insulation material group	PA / I
Flammability rating in accordance with UL 94	V0
Certification data	
Note	More detailed information on the approval data can be found on our website.

PCB connector, Push-in spring connection, Pitch: 5 mm

TVFKC 1,5/...-ST, Linear pinning



Dimensions	[mm]
Length [l]	23.3
Height [h]	15



Ordering data

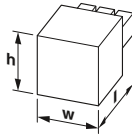

No. of pos.	Type	Item No.	Pcs./ Pkt.	Width w [mm]
2	TVFKC 1,5/ 2-ST	1713839	50	10
3	TVFKC 1,5/ 3-ST	1713842	50	15
4	TVFKC 1,5/ 4-ST	1713855	50	20
5	TVFKC 1,5/ 5-ST	1713868	50	25
6	TVFKC 1,5/ 6-ST	1713871	50	30
7	TVFKC 1,5/ 7-ST	1713884	50	35
8	TVFKC 1,5/ 8-ST	1713897	50	40
9	TVFKC 1,5/ 9-ST	1713907	50	45
10	TVFKC 1,5/10-ST	1713910	50	50

Technical data	
Product Line	COMBICON Connectors M
Connection system / type of contact	COMBICON MSTB 2,5 / Socket
Locking	without
Connection capacity	
rigid / flexible	[mm <sup>2</sup> ] 0.2 - 1.5 / 0.2 - 1.5
Flexible with ferrules without plastic sleeve	[mm <sup>2</sup> ] 0.25 - 1.5
Flexible with ferrules with plastic sleeve	[mm <sup>2</sup> ] 0.25 - 1.5
Conductor cross section AWG/kcmil	24 - 16
Stripping length	[mm] 8
Electrical parameters	
rated current / nominal cross section	[A] / [mm <sup>2</sup> ] 10 / 1.5
Surge voltage category/degree of pollution	III/3 III / 2 II / 2
Rated insulation voltage	[V] 250 320 630
Rated surge voltage	[kV] 4 4 4
General data	
Type of insulation material / insulation material group	PA / I
Flammability rating in accordance with UL 94	V0
Certification data	
Note	More detailed information on the approval data can be found on our website.

## COMBICON connectors M up to 2.5 mm<sup>2</sup> (14 AWG)

### PCB connector, Push-in spring connection, Pitch: 5 mm

TVFKCL 1,5/...-ST



Dimensions	[mm]
Length [l]	25.8
Height [h]	15



#### Ordering data

No. of pos.	Type	Item No.	Pcs./ Pkt.	Width w [mm]
2	TVFKCL 1,5/ 2-ST	1715921	50	10
3	TVFKCL 1,5/ 3-ST	1715934	50	15
4	TVFKCL 1,5/ 4-ST	1715947	50	20
5	TVFKCL 1,5/ 5-ST	1715950	50	25
6	TVFKCL 1,5/ 6-ST	1715963	50	30
7	TVFKCL 1,5/ 7-ST	1715976	50	35
8	TVFKCL 1,5/ 8-ST	1715989	50	40
9	TVFKCL 1,5/ 9-ST	1715992	50	45
10	TVFKCL 1,5/10-ST	1716001	50	50

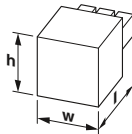



#### Technical data

Product Line	COMBICON Connectors M		
Connection system / type of contact	COMBICON MSTB 2,5 / Socket		
Locking	without		
Connection capacity			
rigid / flexible	[mm <sup>2</sup> ]	0.2 - 1.5 / 0.2 - 1.5	
Flexible with ferrules without plastic sleeve	[mm <sup>2</sup> ]	0.25 - 1.5	
Flexible with ferrules with plastic sleeve	[mm <sup>2</sup> ]	0.25 - 1.5	
Conductor cross section AWG/kcmil		24 - 16	
Stripping length	[mm]	8	
Electrical parameters			
rated current / nominal cross section	[A] / [mm <sup>2</sup> ]	10 / 1.5	
Surge voltage category/degree of pollution		III/3	II / 2
Rated insulation voltage	[V]	250	320 630
Rated surge voltage	[kV]	4	4 4
General data			
Type of insulation material / insulation material group	PA / I		
Flammability rating in accordance with UL 94	V0		
Certification data			
Note	More detailed information on the approval data can be found on our website.		

### PCB connector, Push-in spring connection, Pitch: 5.08 mm

TFKC 2,5/...-ST



Dimensions	[mm]
Length [l]	25.7
Height [h]	22.1



#### Ordering data

No. of pos.	Type	Item No.	Pcs./ Pkt.	Width w [mm]
2	TFKC 2,5/ 2-ST-5,08	1962600	50	10.06
3	TFKC 2,5/ 3-ST-5,08	1962613	50	15.14
4	TFKC 2,5/ 4-ST-5,08	1962626	50	20.22
5	TFKC 2,5/ 5-ST-5,08	1962639	50	25.3
6	TFKC 2,5/ 6-ST-5,08	1962642	50	30.38
7	TFKC 2,5/ 7-ST-5,08	1962655	50	35.46
8	TFKC 2,5/ 8-ST-5,08	1962668	50	40.54
9	TFKC 2,5/ 9-ST-5,08	1962671	50	45.62
10	TFKC 2,5/10-ST-5,08	1962684	50	50.7

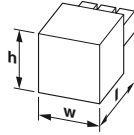



#### Technical data

Product Line	COMBICON Connectors M		
Connection system / type of contact	COMBICON MSTB 2,5 / Socket		
Locking	without		
Connection capacity			
rigid / flexible	[mm <sup>2</sup> ]	0.2 - 2.5 / 0.2 - 2.5	
Flexible with ferrules without plastic sleeve	[mm <sup>2</sup> ]	0.25 - 2.5	
Flexible with ferrules with plastic sleeve	[mm <sup>2</sup> ]	0.25 - 2.5	
Conductor cross section AWG/kcmil		24 - 12	
Stripping length	[mm]	10	
Electrical parameters			
rated current / nominal cross section	[A] / [mm <sup>2</sup> ]	12 / 2.5	
Surge voltage category/degree of pollution		III/3	II / 2
Rated insulation voltage	[V]	320	320 630
Rated surge voltage	[kV]	4	4 4
General data			
Type of insulation material / insulation material group	PA / I		
Flammability rating in accordance with UL 94	V0		
Certification data			
Note	More detailed information on the approval data can be found on our website.		

PCB connector, Push-in spring connection, Pitch: 5.08 mm

TFKC 2,5/...-STF



Dimensions	[mm]
Length [l]	25.7
Height [h]	22.1



Ordering data

No. of pos.	Type	Item No.	Pcs./ Pkt.	Width w [mm]
2	TFKC 2,5/ 2-STF-5,08	1962697	50	19.96
3	TFKC 2,5/ 3-STF-5,08	1962707	50	25.04
4	TFKC 2,5/ 4-STF-5,08	1962710	50	30.12
5	TFKC 2,5/ 5-STF-5,08	1962723	50	35.2
6	TFKC 2,5/ 6-STF-5,08	1962736	50	40.28
7	TFKC 2,5/ 7-STF-5,08	1962749	50	45.36
8	TFKC 2,5/ 8-STF-5,08	1962752	50	50.44
9	TFKC 2,5/ 9-STF-5,08	1962765	50	55.52
10	TFKC 2,5/10-STF-5,08	1962778	50	60.6

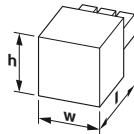


Technical data

Product Line	COMBICON Connectors M		
Connection system / type of contact	COMBICON MSTB 2,5 / Socket		
Locking	Screw flange		
Connection capacity			
rigid / flexible	[mm <sup>2</sup> ]	0.2 - 2.5 / 0.2 - 2.5	
Flexible with ferrules without plastic sleeve	[mm <sup>2</sup> ]	0.25 - 2.5	
Flexible with ferrules with plastic sleeve	[mm <sup>2</sup> ]	0.25 - 2.5	
Conductor cross section AWG/kcmil	24 - 12		
Stripping length	[mm]	10	
Electrical parameters			
rated current / nominal cross section	[A] / [mm <sup>2</sup> ]	12 / 2.5	
Surge voltage category/degree of pollution		III/3	III / 2
Rated insulation voltage	[V]	320	320
Rated surge voltage	[kV]	4	4
General data			
Type of insulation material / insulation material group	PA / I		
Flammability rating in accordance with UL 94	V0		
Certification data			
Note	More detailed information on the approval data can be found on our website.		

PCB connector, Push-in spring connection, Pitch: 5.08 mm

TFKC 2,5/...-ST-LR



Dimensions	[mm]
Length [l]	33.37
Height [h]	22.1



Ordering data

No. of pos.	Type	Item No.	Pcs./ Pkt.	Width w [mm]
2	TFKC 2,5/ 2-ST-5,08-LR	1848794	250	18.7
3	TFKC 2,5/ 3-ST-5,08-LR	1848804	250	23.78
4	TFKC 2,5/ 4-ST-5,08-LR	1848817	250	28.86
5	TFKC 2,5/ 5-ST-5,08-LR	1848820	100	33.94
6	TFKC 2,5/ 6-ST-5,08-LR	1848833	100	39.02
7	TFKC 2,5/ 7-ST-5,08-LR	1848846	50	44.1



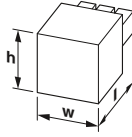
Technical data

Product Line	COMBICON Connectors M		
Connection system / type of contact	COMBICON MSTB 2,5 / Socket		
Locking	Lock & Release ejector lever		
Connection capacity			
rigid / flexible	[mm <sup>2</sup> ]	0.2 - 2.5 / 0.2 - 2.5	
Flexible with ferrules without plastic sleeve	[mm <sup>2</sup> ]	0.25 - 2.5	
Flexible with ferrules with plastic sleeve	[mm <sup>2</sup> ]	0.25 - 2.5	
Conductor cross section AWG/kcmil	24 - 12		
Stripping length	[mm]	10	
Electrical parameters			
rated current / nominal cross section	[A] / [mm <sup>2</sup> ]	12 / 2.5	
Surge voltage category/degree of pollution		III/3	III / 2
Rated insulation voltage	[V]	320	320
Rated surge voltage	[kV]	4	4
General data			
Type of insulation material / insulation material group	PA / I		
Flammability rating in accordance with UL 94	V0		
Certification data			
Note	More detailed information on the approval data can be found on our website.		

## COMBICON connectors M up to 2.5 mm<sup>2</sup> (14 AWG)

### PCB connector, Push-in spring connection, Pitch: 7.5 mm

GFKC 2,5/...-ST



Dimensions	[mm]
Length [l]	25.6
Height [h]	15



#### Ordering data

No. of pos.	Type	Item No.	Pcs./ Pkt.	Width w [mm]
2	GFKC 2,5/ 2-ST-7,5	1939413	50	13.2
3	GFKC 2,5/ 3-ST-7,5	1939426	50	20.7
4	GFKC 2,5/ 4-ST-7,5	1939439	50	28.2
5	GFKC 2,5/ 5-ST-7,5	1939442	50	35.7
6	GFKC 2,5/ 6-ST-7,5	1939455	50	43.2
7	GFKC 2,5/ 7-ST-7,5	1939468	50	50.7
8	GFKC 2,5/ 8-ST-7,5	1939471	50	58.2
9	GFKC 2,5/ 9-ST-7,5	1939484	50	65.7
10	GFKC 2,5/10-ST-7,5	1939497	50	73.2
11	GFKC 2,5/11-ST-7,5	1939507	50	80.7
12	GFKC 2,5/12-ST-7,5	1939510	50	88.2

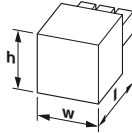


#### Technical data

Product Line	COMBICON Connectors M		
Connection system / type of contact	COMBICON MSTB 2,5 / Socket		
Locking	without		
Connection capacity			
rigid / flexible	[mm <sup>2</sup> ]	0.2 - 2.5 / 0.2 - 2.5	
Flexible with ferrules without plastic sleeve	[mm <sup>2</sup> ]	0.25 - 2.5	
Flexible with ferrules with plastic sleeve	[mm <sup>2</sup> ]	0.25 - 2.5	
Conductor cross section AWG/kcmil		24 - 12	
Stripping length	[mm]	10	
Electrical parameters			
rated current / nominal cross section	[A] / [mm <sup>2</sup> ]	12 / 2.5	
Surge voltage category/degree of pollution		III/3	II / 2
Rated insulation voltage	[V]	400	630
Rated surge voltage	[kV]	6	6
General data			
Type of insulation material / insulation material group	PA / I		
Flammability rating in accordance with UL 94	V0		
Certification data			
Note	More detailed information on the approval data can be found on our website.		

### PCB connector, Push-in spring connection, Pitch: 7.62 mm

GFKC 2,5/...-STF



Dimensions	[mm]
Length [l]	25.6
Height [h]	15



#### Ordering data

No. of pos.	Type	Item No.	Pcs./ Pkt.	Width w [mm]
2	GFKC 2,5/ 2-STF-7,62	1939743	50	24.84
3	GFKC 2,5/ 3-STF-7,62	1939756	50	32.46
4	GFKC 2,5/ 4-STF-7,62	1939769	50	40.08
5	GFKC 2,5/ 5-STF-7,62	1939772	50	47.7
6	GFKC 2,5/ 6-STF-7,62	1939785	50	55.32
7	GFKC 2,5/ 7-STF-7,62	1939798	50	62.94
8	GFKC 2,5/ 8-STF-7,62	1939808	50	70.56
9	GFKC 2,5/ 9-STF-7,62	1939811	50	78.18
10	GFKC 2,5/10-STF-7,62	1939824	50	85.8
11	GFKC 2,5/11-STF-7,62	1939837	50	93.42
12	GFKC 2,5/12-STF-7,62	1939840	50	101.04

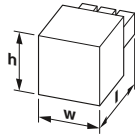


#### Technical data

Product Line	COMBICON Connectors M		
Connection system / type of contact	COMBICON MSTB 2,5 / Socket		
Locking	Screw flange		
Connection capacity			
rigid / flexible	[mm <sup>2</sup> ]	0.2 - 2.5 / 0.2 - 2.5	
Flexible with ferrules without plastic sleeve	[mm <sup>2</sup> ]	0.25 - 2.5	
Flexible with ferrules with plastic sleeve	[mm <sup>2</sup> ]	0.25 - 2.5	
Conductor cross section AWG/kcmil		24 - 12	
Stripping length	[mm]	10	
Electrical parameters			
rated current / nominal cross section	[A] / [mm <sup>2</sup> ]	12 / 2.5	
Surge voltage category/degree of pollution		III/3	II / 2
Rated insulation voltage	[V]	400	630
Rated surge voltage	[kV]	6	6
General data			
Type of insulation material / insulation material group	PA / I		
Flammability rating in accordance with UL 94	V0		
Certification data			
Note	More detailed information on the approval data can be found on our website.		

PCB connector, Push-in spring connection, Pitch: 7.62 mm

GFKC 2,5/...-STF-EX



Dimensions	[mm]
Length [l]	25.6
Height [h]	15

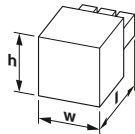

ERC  
Ex:

Technical data	
Product Line	COMBICON Connectors M
Connection system / type of contact	COMBICON MSTB 2,5 EX / Socket
Locking	Screw flange
Ex marking	0344 Ex II 2GD / Ex eb IIC Gb
Examination certificate	KEMA 10ATEX0196 U
IECEX certificate	IECEX KEM 10.0093U
Connection capacity	
rigid / flexible	[mm <sup>2</sup> ] 0.2 - 2.5 / 0.2 - 2.5
rigid / flexible	AWG - / 24 - 12
Stripping length	[mm] - 10
Electrical parameters	
rated current / nominal cross section	[A] / [mm <sup>2</sup> ] 12 / 2.5
Rated voltage	[V] 352
General data	
Type of insulation material / insulation material group	PA / I
Flammability rating in accordance with UL 94	V0

Ordering data				
No. of pos.	Type	Item No.	Pcs./ Pkt.	Width w [mm]
2	GFKC 2,5/ 2-STF-7,62 EX	1796212	50	24.84
3	GFKC 2,5/ 3-STF-7,62 EX	1796225	50	32.46
4	GFKC 2,5/ 4-STF-7,62 EX	1796238	50	40.08
5	GFKC 2,5/ 5-STF-7,62 EX	1796241	50	47.7
6	GFKC 2,5/ 6-STF-7,62 EX	1796254	50	55.32
7	GFKC 2,5/ 7-STF-7,62 EX	1796267	50	62.94
8	GFKC 2,5/ 8-STF-7,62 EX	1796270	50	70.56
9	GFKC 2,5/ 9-STF-7,62 EX	1796283	50	78.18
9	GFKC 2,5/ 9-STF-7,62 EX	1796283	50	78.18
11	GFKC 2,5/11-STF-7,62 EX	1796306	50	93.42
12	GFKC 2,5/12-STF-7,62 EX	1796319	50	101.04

PCB connector, Push-in spring connection, Pitch: 5.08 mm

FKIC 2,5/...-ST



Dimensions	[mm]
Length [l]	27
Height [h]	15

UL

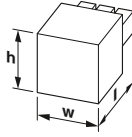
Technical data	
Product Line	COMBICON Connectors M
Connection system / type of contact	COMBICON MSTB 2,5 / Pin
Locking	without
Connection capacity	
rigid / flexible	[mm <sup>2</sup> ] 0.2 - 2.5 / 0.2 - 2.5
Flexible with ferrules without plastic sleeve	[mm <sup>2</sup> ] 0.25 - 2.5
Flexible with ferrules with plastic sleeve	[mm <sup>2</sup> ] 0.25 - 2.5
Conductor cross section AWG/kcmil	24 - 12
Stripping length	[mm] 10
Electrical parameters	
rated current / nominal cross section	[A] / [mm <sup>2</sup> ] 12 / 2.5
Surge voltage category/degree of pollution	III/3 III / 2 II / 2
Rated insulation voltage	[V] 320 320 630
Rated surge voltage	[kV] 4 4 4
General data	
Type of insulation material / insulation material group	PA / I
Flammability rating in accordance with UL 94	V0
Certification data	
Note	More detailed information on the approval data can be found on our website.

Ordering data				
No. of pos.	Type	Item No.	Pcs./ Pkt.	Width w [mm]
2	FKIC 2,5/ 2-ST-5,08	1873359	100	12.16
3	FKIC 2,5/ 3-ST-5,08	1873362	100	17.24
4	FKIC 2,5/ 4-ST-5,08	1873375	100	22.32
5	FKIC 2,5/ 5-ST-5,08	1873388	100	27.4
6	FKIC 2,5/ 6-ST-5,08	1873391	50	32.48
7	FKIC 2,5/ 7-ST-5,08	1873401	50	37.56
8	FKIC 2,5/ 8-ST-5,08	1873414	50	42.64
9	FKIC 2,5/ 9-ST-5,08	1873427	50	47.72
10	FKIC 2,5/10-ST-5,08	1873430	50	52.8
11	FKIC 2,5/11-ST-5,08	1873443	50	57.88
12	FKIC 2,5/12-ST-5,08	1873456	50	62.96
13	FKIC 2,5/13-ST-5,08	1873469	50	68.04
14	FKIC 2,5/14-ST-5,08	1873472	50	73.12
15	FKIC 2,5/15-ST-5,08	1873485	50	78.2
16	FKIC 2,5/16-ST-5,08	1873498	50	83.28
17	FKIC 2,5/17-ST-5,08	1982855	50	88.36

## COMBICON connectors M up to 2.5 mm<sup>2</sup> (14 AWG)

### PCB connector, Push-in spring connection, Pitch: 5.08 mm

FKIC 2,5/...-STF



Dimensions	[mm]
Length [l]	27
Height [h]	15



#### Ordering data

No. of pos.	Type	Item No.	Pcs./ Pkt.	Width w [mm]
2	FKIC 2,5/ 2-STF-5,08	1873508	50	20.24
3	FKIC 2,5/ 3-STF-5,08	1873511	50	25.32
4	FKIC 2,5/ 4-STF-5,08	1873524	50	30.4
5	FKIC 2,5/ 5-STF-5,08	1873537	50	35.48
6	FKIC 2,5/ 6-STF-5,08	1873540	50	40.56
7	FKIC 2,5/ 7-STF-5,08	1873553	50	45.64
8	FKIC 2,5/ 8-STF-5,08	1873566	50	50.72
9	FKIC 2,5/ 9-STF-5,08	1873579	50	55.8
10	FKIC 2,5/10-STF-5,08	1873582	50	60.88
11	FKIC 2,5/11-STF-5,08	1873595	50	65.96
12	FKIC 2,5/12-STF-5,08	1873605	50	71.04
13	FKIC 2,5/13-STF-5,08	1873618	50	76.12
14	FKIC 2,5/14-STF-5,08	1873621	50	81.2
15	FKIC 2,5/15-STF-5,08	1873634	50	86.28
16	FKIC 2,5/16-STF-5,08	1873647	50	91.36

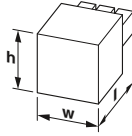


#### Technical data

Product Line	COMBICON Connectors M		
Connection system / type of contact	COMBICON MSTB 2,5 / Pin		
Locking	Screw flange		
Connection capacity			
rigid / flexible	[mm <sup>2</sup> ]	0.2 - 2.5 / 0.2 - 2.5	
Flexible with ferrules without plastic sleeve	[mm <sup>2</sup> ]	0.25 - 2.5	
Flexible with ferrules with plastic sleeve	[mm <sup>2</sup> ]	0.25 - 2.5	
Conductor cross section AWG/kcmil		24 - 12	
Stripping length	[mm]	10	
Electrical parameters			
rated current / nominal cross section	[A] / [mm <sup>2</sup> ]	12 / 2.5	
Surge voltage category/degree of pollution		III/3	III / 2 II / 2
Rated insulation voltage	[V]	320	320 630
Rated surge voltage	[kV]	4	4 4
General data			
Type of insulation material / insulation material group		PA / I	
Flammability rating in accordance with UL 94		V0	
Certification data			
Note		More detailed information on the approval data can be found on our website.	

### PCB connector, Push-in spring connection, Pitch: 5.08 mm

FKIC 2,5/...-STF-EX



Dimensions	[mm]
Length [l]	27
Height [h]	15



#### Ordering data

No. of pos.	Type	Item No.	Pcs./ Pkt.	Width w [mm]
2	FKIC 2,5/ 2-STF-5,08 EX	1810227	50	20.24
3	FKIC 2,5/ 3-STF-5,08 EX	1810230	50	25.32
4	FKIC 2,5/ 4-STF-5,08 EX	1810243	50	30.4
5	FKIC 2,5/ 5-STF-5,08 EX	1810256	50	35.48
6	FKIC 2,5/ 6-STF-5,08 EX	1810269	50	40.56
7	FKIC 2,5/ 7-STF-5,08 EX	1810272	50	45.64
8	FKIC 2,5/ 8-STF-5,08 EX	1810285	50	50.72
9	FKIC 2,5/ 9-STF-5,08 EX	1810298	50	55.8
10	FKIC 2,5/10-STF-5,08 EX	1810308	50	60.88
11	FKIC 2,5/11-STF-5,08 EX	1810311	50	65.96
12	FKIC 2,5/12-STF-5,08 EX	1810324	50	71.04



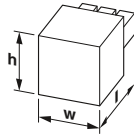
#### Technical data

Product Line	COMBICON Connectors M		
Connection system / type of contact	COMBICON MSTB 2,5 EX / Pin		
Locking	Screw flange		
Ex marking	0344 Ex / II 2GD / Ex eb IIC Gb		
Examination certificate	KEMA 10ATEX0196 U		
IECEx certificate	IECEx KEM 10.0093U		
Connection capacity			
rigid / flexible	[mm <sup>2</sup> ]	0.2 - 2.5 / 0.2 - 2.5	
rigid / flexible	AWG	- / 24 - 12	
Stripping length	[mm]	- 10	
Electrical parameters			
rated current / nominal cross section	[A] / [mm <sup>2</sup> ]	12 / 2.5	
Rated voltage	[V]	176	
General data			
Type of insulation material / insulation material group		PA / I	
Flammability rating in accordance with UL 94		V0	



PCB connector, Push-in spring connection, Pitch: 5 mm

FKIC 2,5/...-ST-RN



Dimensions	[mm]
Length [l]	27
Height [h]	15



Ordering data

No. of pos.	Type	Item No.	Pcs./ Pkt.	Width w [mm]
2	FKIC 2,5/ 2-ST-RN	1946901	50	12
3	FKIC 2,5/ 3-ST-RN	1946914	50	17
4	FKIC 2,5/ 4-ST-RN	1946927	50	22
5	FKIC 2,5/ 5-ST-RN	1946930	50	27
6	FKIC 2,5/ 6-ST-RN	1946943	50	32
7	FKIC 2,5/ 7-ST-RN	1946956	50	37
8	FKIC 2,5/ 8-ST-RN	1946969	50	42
9	FKIC 2,5/ 9-ST-RN	1946972	50	47
10	FKIC 2,5/10-ST-RN	1946985	50	52
11	FKIC 2,5/11-ST-RN	1946998	50	57
12	FKIC 2,5/12-ST-RN	1947007	50	62
13	FKIC 2,5/13-ST-RN	1947010	50	67
14	FKIC 2,5/14-ST-RN	1947023	50	72
15	FKIC 2,5/15-ST-RN	1947036	50	77
16	FKIC 2,5/16-ST-RN	1947049	50	82

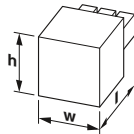



Technical data

Product Line	COMBICON Connectors M		
Connection system / type of contact	COMBICON MSTB 2,5 / Pin		
Locking	Engagement nose		
Connection capacity			
rigid / flexible	[mm <sup>2</sup> ]	0,2 - 2,5 / 0,2 - 2,5	
Flexible with ferrules without plastic sleeve	[mm <sup>2</sup> ]	0,25 - 2,5	
Flexible with ferrules with plastic sleeve	[mm <sup>2</sup> ]	0,25 - 2,5	
Conductor cross section AWG/kcmil		24 - 16	
Stripping length	[mm]	10	
Electrical parameters			
rated current / nominal cross section	[A] / [mm <sup>2</sup> ]	12 / 2,5	
Surge voltage category/degree of pollution		III/3	III / 2
Rated insulation voltage	[V]	250	320
Rated surge voltage	[kV]	4	4
General data			
Type of insulation material / insulation material group	PA / I		
Flammability rating in accordance with UL 94	V0		
Certification data			
Note	More detailed information on the approval data can be found on our website.		

PCB connector, Push-in spring connection, Pitch: 5.08 mm

FKIC 2,5/...-ST-RN



Dimensions	[mm]
Length [l]	27
Height [h]	15



Ordering data

No. of pos.	Type	Item No.	Pcs./ Pkt.	Width w [mm]
2	FKIC 2,5/ 2-ST-5,08-RN	1925867	100	12.16
3	FKIC 2,5/ 3-ST-5,08-RN	1925870	100	17.24
4	FKIC 2,5/ 4-ST-5,08-RN	1925883	100	22.32
5	FKIC 2,5/ 5-ST-5,08-RN	1925896	100	27.4
6	FKIC 2,5/ 6-ST-5,08-RN	1925906	50	32.48
7	FKIC 2,5/ 7-ST-5,08-RN	1925919	50	37.56
8	FKIC 2,5/ 8-ST-5,08-RN	1925922	50	42.64
9	FKIC 2,5/ 9-ST-5,08-RN	1925935	50	47.72
10	FKIC 2,5/10-ST-5,08-RN	1925948	50	52.8
11	FKIC 2,5/11-ST-5,08-RN	1925951	50	57.88
12	FKIC 2,5/12-ST-5,08-RN	1925964	50	62.96
13	FKIC 2,5/13-ST-5,08-RN	1925977	50	68.04
14	FKIC 2,5/14-ST-5,08-RN	1925980	50	73.12
15	FKIC 2,5/15-ST-5,08-RN	1925993	50	78.2
16	FKIC 2,5/16-ST-5,08-RN	1926002	50	83.28



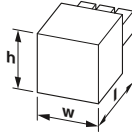

Technical data

Product Line	COMBICON Connectors M		
Connection system / type of contact	COMBICON MSTB 2,5 / Pin		
Locking	Engagement nose		
Connection capacity			
rigid / flexible	[mm <sup>2</sup> ]	0,2 - 2,5 / 0,2 - 2,5	
Flexible with ferrules without plastic sleeve	[mm <sup>2</sup> ]	0,25 - 2,5	
Flexible with ferrules with plastic sleeve	[mm <sup>2</sup> ]	0,25 - 2,5	
Conductor cross section AWG/kcmil		24 - 12	
Stripping length	[mm]	10	
Electrical parameters			
rated current / nominal cross section	[A] / [mm <sup>2</sup> ]	12 / 2,5	
Surge voltage category/degree of pollution		III/3	III / 2
Rated insulation voltage	[V]	320	320
Rated surge voltage	[kV]	4	4
General data			
Type of insulation material / insulation material group	PA / I		
Flammability rating in accordance with UL 94	V0		
Certification data			
Note	More detailed information on the approval data can be found on our website.		

# COMBICON connectors M up to 2.5 mm<sup>2</sup> (14 AWG)

## PCB connector, Push-in spring connection, Pitch: 5.08 mm

FKICS 2,5/...-STD-RN



Dimensions	[mm]
Length [l]	26.4
Height [h]	15



### Ordering data

No. of pos.	Type	Item No.	Pcs./ Pkt.	Width w [mm]
2	FKICS 2,5/ 2-STD-5,08-RN	1808721	50	23.38
3	FKICS 2,5/ 3-STD-5,08-RN	1808734	50	28.46
4	FKICS 2,5/ 4-STD-5,08-RN	1808747	50	33.54
5	FKICS 2,5/ 5-STD-5,08-RN	1808750	50	38.62
6	FKICS 2,5/ 6-STD-5,08-RN	1808763	50	43.7
7	FKICS 2,5/ 7-STD-5,08-RN	1808776	50	48.78
8	FKICS 2,5/ 8-STD-5,08-RN	1808789	50	53.86
9	FKICS 2,5/ 9-STD-5,08-RN	1808792	50	58.94
10	FKICS 2,5/10-STD-5,08-RN	1808802	50	64.02
11	FKICS 2,5/11-STD-5,08-RN	1808815	50	69.1
12	FKICS 2,5/12-STD-5,08-RN	1808828	50	74.18
13	FKICS 2,5/13-STD-5,08-RN	1808831	50	79.26
14	FKICS 2,5/14-STD-5,08-RN	1808844	50	84.34
15	FKICS 2,5/15-STD-5,08-RN	1808857	50	89.42
16	FKICS 2,5/16-STD-5,08-RN	1808860	50	94.5

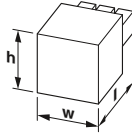


### Technical data

Product Line	COMBICON Connectors M		
Connection system / type of contact	COMBICON MSTB 2,5 / Pin		
Locking	Engagement nose		
Connection capacity			
rigid / flexible	[mm <sup>2</sup> ]	0.2 - 2.5 / 0.2 - 2.5	
Flexible with ferrules without plastic sleeve	[mm <sup>2</sup> ]	0.25 - 2.5	
Flexible with ferrules with plastic sleeve	[mm <sup>2</sup> ]	0.25 - 2.5	
Conductor cross section AWG/kcmil	24 - 12		
Stripping length	[mm]	10	
Electrical parameters			
rated current / nominal cross section	[A] / [mm <sup>2</sup> ]	12 / 2.5	
Surge voltage category/degree of pollution		III/3	II / 2
Rated insulation voltage	[V]	320	630
Rated surge voltage	[kV]	4	4
General data			
Type of insulation material / insulation material group	PA / I		
Flammability rating in accordance with UL 94	V0		
Certification data			
Note	More detailed information on the approval data can be found on our website.		

## PCB connector, Push-in spring connection, Pitch: 7.62 mm

GFKIC 2,5/...-ST



Dimensions	[mm]
Length [l]	27.4
Height [h]	15



### Ordering data

No. of pos.	Type	Item No.	Pcs./ Pkt.	Width w [mm]
2	GFKIC 2,5/ 2-ST-7,62	1761603	50	14.7
3	GFKIC 2,5/ 3-ST-7,62	1761616	50	22.32
4	GFKIC 2,5/ 4-ST-7,62	1761629	50	29.94
5	GFKIC 2,5/ 5-ST-7,62	1761632	50	37.56
6	GFKIC 2,5/ 6-ST-7,62	1761645	50	45.18
7	GFKIC 2,5/ 7-ST-7,62	1761658	50	52.8
8	GFKIC 2,5/ 8-ST-7,62	1761661	50	60.42
9	GFKIC 2,5/ 9-ST-7,62	1761674	50	68.04
10	GFKIC 2,5/10-ST-7,62	1761687	50	75.66
11	GFKIC 2,5/11-ST-7,62	1761690	50	83.28
12	GFKIC 2,5/12-ST-7,62	1761700	50	90.9

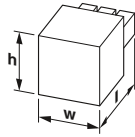


### Technical data

Product Line	COMBICON Connectors M		
Connection system / type of contact	COMBICON MSTB 2,5 / Pin		
Locking	without		
Connection capacity			
rigid / flexible	[mm <sup>2</sup> ]	0.2 - 2.5 / 0.2 - 2.5	
Flexible with ferrules without plastic sleeve	[mm <sup>2</sup> ]	0.25 - 2.5	
Flexible with ferrules with plastic sleeve	[mm <sup>2</sup> ]	0.25 - 2.5	
Conductor cross section AWG/kcmil	24 - 12		
Stripping length	[mm]	10	
Electrical parameters			
rated current / nominal cross section	[A] / [mm <sup>2</sup> ]	12 / 2.5	
Surge voltage category/degree of pollution		III/3	II / 2
Rated insulation voltage	[V]	400	1000
Rated surge voltage	[kV]	6	6
General data			
Type of insulation material / insulation material group	PA / I		
Flammability rating in accordance with UL 94	V0		
Certification data			
Note	More detailed information on the approval data can be found on our website.		

PCB connector, Displacement connection, Pitch: 5.08 mm

QC 1/..-ST



Dimensions	[mm]
Length [l]	33.8
Height [h]	15



Ordering data

No. of pos.	Type	Item No.	Pcs./ Pkt.	Width w [mm]
2	QC 1/ 2-ST-5,08	1883255	50	10.98
3	QC 1/ 3-ST-5,08	1883268	50	16.06
4	QC 1/ 4-ST-5,08	1883271	50	21.14
5	QC 1/ 5-ST-5,08	1883284	50	26.22
6	QC 1/ 6-ST-5,08	1883297	50	31.3
7	QC 1/ 7-ST-5,08	1883307	50	36.38
8	QC 1/ 8-ST-5,08	1883310	50	41.46
9	QC 1/ 9-ST-5,08	1883323	50	46.54
10	QC 1/10-ST-5,08	1883336	50	51.62
11	QC 1/11-ST-5,08	1883349	50	56.7
12	QC 1/12-ST-5,08	1883705	50	61.78
13	QC 1/13-ST-5,08	1883815	50	66.86
14	QC 1/14-ST-5,08	1883828	50	71.94
15	QC 1/15-ST-5,08	1883831	50	77.02
16	QC 1/16-ST-5,08	1883844	50	82.1
17	QC 1/17-ST-5,08	1915974	50	87.18
18	QC 1/18-ST-5,08	1915987	50	92.26

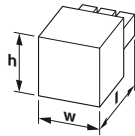


Technical data

Product Line	COMBICON Connectors M		
Connection system / type of contact	COMBICON MSTB 2,5 / Socket		
Locking	without		
Connection capacity			
rigid / flexible	[mm <sup>2</sup> ]	- / 0.5 - 1	
Conductor cross section AWG/kcmil		20 - 18	
Stripping length	[mm]	-	
Electrical parameters			
rated current / nominal cross section	[A] / [mm <sup>2</sup> ]	10 / 1	
Surge voltage category/degree of pollution		III / 3	III / 2
Rated insulation voltage	[V]	500	630
Rated surge voltage	[kV]	6	6
General data			
Type of insulation material / insulation material group	PA / I		
Flammability rating in accordance with UL 94	V0		
Certification data			
Note	More detailed information on the approval data can be found on our website.		

PCB connector, Displacement connection, Pitch: 5.08 mm

QC 1/..-STF



Dimensions	[mm]
Length [l]	33.8
Height [h]	15



Ordering data

No. of pos.	Type	Item No.	Pcs./ Pkt.	Width w [mm]
2	QC 1/ 2-STF-5,08	1883352	50	20.17
3	QC 1/ 3-STF-5,08	1883365	50	25.25
4	QC 1/ 4-STF-5,08	1883378	50	30.33
5	QC 1/ 5-STF-5,08	1883381	50	35.41
6	QC 1/ 6-STF-5,08	1883394	50	40.49
7	QC 1/ 7-STF-5,08	1883404	50	45.57
8	QC 1/ 8-STF-5,08	1883417	50	50.65
9	QC 1/ 9-STF-5,08	1883420	50	55.73
10	QC 1/10-STF-5,08	1883433	50	60.81
11	QC 1/11-STF-5,08	1883446	50	65.89
12	QC 1/12-STF-5,08	1883459	50	70.97
13	QC 1/13-STF-5,08	1883857	50	76.05
14	QC 1/14-STF-5,08	1883860	50	81.13
15	QC 1/15-STF-5,08	1883886	50	86.21
16	QC 1/16-STF-5,08	1883899	50	91.29



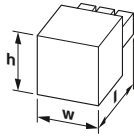
Technical data

Product Line	COMBICON Connectors M		
Connection system / type of contact	COMBICON MSTB 2,5 / Socket		
Locking	Screw flange		
Connection capacity			
rigid / flexible	[mm <sup>2</sup> ]	- / 0.5 - 1	
Conductor cross section AWG/kcmil		20 - 18	
Stripping length	[mm]	-	
Electrical parameters			
rated current / nominal cross section	[A] / [mm <sup>2</sup> ]	10 / 1	
Surge voltage category/degree of pollution		III / 3	III / 2
Rated insulation voltage	[V]	500	630
Rated surge voltage	[kV]	6	6
General data			
Type of insulation material / insulation material group	PA / I		
Flammability rating in accordance with UL 94	V0		
Certification data			
Note	More detailed information on the approval data can be found on our website.		

## COMBICON connectors M up to 2.5 mm<sup>2</sup> (14 AWG)

### PCB connector, Displacement connection, Pitch: 5 mm

QC 1/...-ST-BUS



Dimensions	[mm]
Length [l]	37.8
Height [h]	15



#### Ordering data

No. of pos.	Type	Item No.	Pcs./ Pkt.	Width w [mm]
2	QC 1/ 2-ST-BUS	1921670	50	10.9
3	QC 1/ 3-ST-BUS	1921683	50	15.9
4	QC 1/ 4-ST-BUS	1921696	50	20.9
5	QC 1/ 5-ST-BUS	1921706	50	25.9
6	QC 1/ 6-ST-BUS	1921719	50	30.9

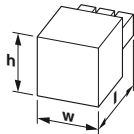


#### Technical data

Product Line	COMBICON Connectors M		
Connection system / type of contact	COMBICON MSTB 2,5 / Socket		
Locking	without		
Connection capacity			
rigid / flexible	[mm <sup>2</sup> ]	- / 0.5 - 1	
Conductor cross section AWG/kcmil	20 - 18		
Stripping length	[mm]	-	
Electrical parameters			
rated current / nominal cross section	[A] / [mm <sup>2</sup> ]	10 / 1	
Surge voltage category/degree of pollution		III / 3	III / 2
Rated insulation voltage	[V]	500	630
Rated surge voltage	[kV]	6	6
General data			
Type of insulation material / insulation material group	PA / I		
Flammability rating in accordance with UL 94	V0		
Certification data			
Note	More detailed information on the approval data can be found on our website.		

### PCB connector, Displacement connection, Pitch: 5 mm

QC 1,5/...-ST



Dimensions	[mm]
Length [l]	36.9
Height [h]	19.6



#### Ordering data

No. of pos.	Type	Item No.	Pcs./ Pkt.	Width w [mm]
2	QC 1,5/ 2-ST	1717961	50	11.4
3	QC 1,5/ 3-ST	1717974	50	16.4
4	QC 1,5/ 4-ST	1717987	50	21.4
5	QC 1,5/ 5-ST	1717990	50	26.4
6	QC 1,5/ 6-ST	1718009	50	31.4
7	QC 1,5/ 7-ST	1718012	50	36.4
8	QC 1,5/ 8-ST	1718025	50	41.4
9	QC 1,5/ 9-ST	1718038	50	46.4
10	QC 1,5/10-ST	1718041	50	51.4
11	QC 1,5/11-ST	1718054	50	56.4
12	QC 1,5/12-ST	1718067	50	61.4
13	QC 1,5/13-ST	1718070	50	66.4
14	QC 1,5/14-ST	1718083	50	71.4
15	QC 1,5/15-ST	1718096	50	76.4
16	QC 1,5/16-ST	1718106	50	81.4

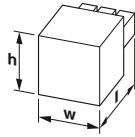

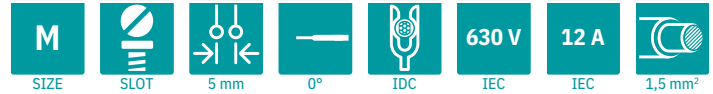


#### Technical data

Product Line	COMBICON Connectors M		
Connection system / type of contact	COMBICON MSTB 2,5 / Socket		
Locking	without		
Connection capacity			
rigid / flexible	[mm <sup>2</sup> ]	0.2 - 1.5 / 0.2 - 1.5	
Conductor cross section AWG/kcmil	24 - 16		
Stripping length	[mm]	-	
Electrical parameters			
rated current / nominal cross section	[A] / [mm <sup>2</sup> ]	12 / 1.5	
Surge voltage category/degree of pollution		III / 3	III / 2
Rated insulation voltage	[V]	500	630
Rated surge voltage	[kV]	6	6
General data			
Type of insulation material / insulation material group	PA / I		
Flammability rating in accordance with UL 94	V0		
Certification data			
Note	More detailed information on the approval data can be found on our website.		

PCB connector, Displacement connection, Pitch: 5 mm

QC 1,5/..-STF



Dimensions	[mm]
Length [l]	36.9
Height [h]	19.6



Ordering data

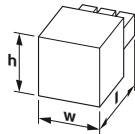
No. of pos.	Type	Item No.	Pcs./ Pkt.	Width w [mm]
2	QC 1,5/ 2-STF	1718119	50	19.9
3	QC 1,5/ 3-STF	1718122	50	24.9
4	QC 1,5/ 4-STF	1718135	50	29.9
5	QC 1,5/ 5-STF	1718148	50	34.9
6	QC 1,5/ 6-STF	1718151	50	39.9
7	QC 1,5/ 7-STF	1718164	50	44.9
8	QC 1,5/ 8-STF	1718177	50	49.9
9	QC 1,5/ 9-STF	1718180	50	54.9
10	QC 1,5/10-STF	1718193	50	59.9
11	QC 1,5/11-STF	1718203	50	64.9
12	QC 1,5/12-STF	1718216	50	69.9
13	QC 1,5/13-STF	1718229	50	74.9
14	QC 1,5/14-STF	1718232	50	79.9
15	QC 1,5/15-STF	1718245	50	84.9
16	QC 1,5/16-STF	1718258	50	89.9

Technical data

Product Line	COMBICON Connectors M		
Connection system / type of contact	COMBICON MSTB 2,5 / Socket		
Locking	Screw flange		
Connection capacity			
rigid / flexible	[mm <sup>2</sup> ]	0.2 - 1.5 / 0.2 - 1.5	
Conductor cross section AWG/kcmil		24 - 16	
Stripping length	[mm]	-	
Electrical parameters			
rated current / nominal cross section	[A] / [mm <sup>2</sup> ]	12 / 1.5	
Surge voltage category/degree of pollution		III/3	III / 2
Rated insulation voltage	[V]	500	630
Rated surge voltage	[kV]	6	6
General data			
Type of insulation material / insulation material group	PA / I		
Flammability rating in accordance with UL 94	V0		
Certification data			
Note	More detailed information on the approval data can be found on our website.		

PCB connector, Crimp connection, Pitch: 5.08 mm

MSTBC 2,5/..-ST



Dimensions	[mm]
Length [l]	25
Height [h]	10



Ordering data

No. of pos.	Type	Item No.	Pcs./ Pkt.	Width w [mm]
2	MSTBC 2,5/ 2-ST-5,08	1808816	50	10.12
3	MSTBC 2,5/ 3-ST-5,08	1808829	50	15.2
4	MSTBC 2,5/ 4-ST-5,08	1808832	50	20.28
5	MSTBC 2,5/ 5-ST-5,08	1808845	50	25.36
6	MSTBC 2,5/ 6-ST-5,08	1808858	50	30.44
7	MSTBC 2,5/ 7-ST-5,08	1808861	50	35.52
8	MSTBC 2,5/ 8-ST-5,08	1808874	50	40.6
9	MSTBC 2,5/ 9-ST-5,08	1808887	50	45.68
10	MSTBC 2,5/10-ST-5,08	1808890	50	50.76
11	MSTBC 2,5/11-ST-5,08	1808900	50	55.84
12	MSTBC 2,5/12-ST-5,08	1808913	50	60.92
13	MSTBC 2,5/13-ST-5,08	1808926	50	66
14	MSTBC 2,5/14-ST-5,08	1808939	50	71.08
15	MSTBC 2,5/15-ST-5,08	1808942	50	76.16
16	MSTBC 2,5/16-ST-5,08	1808955	50	81.24
17	MSTBC 2,5/17-ST-5,08	1808968	50	86.32
18	MSTBC 2,5/18-ST-5,08	1808971	50	91.4
19	MSTBC 2,5/19-ST-5,08	1808984	50	96.48
20	MSTBC 2,5/20-ST-5,08	1808997	50	101.56
21	MSTBC 2,5/21-ST-5,08	1809006	50	106.64
22	MSTBC 2,5/22-ST-5,08	1809019	50	111.72
23	MSTBC 2,5/23-ST-5,08	1809022	50	116.8
24	MSTBC 2,5/24-ST-5,08	1809035	50	121.88

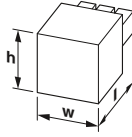
Technical data

Product Line	COMBICON Connectors M		
Connection system / type of contact	COMBICON MSTB 2,5 / Socket		
Locking	without		
Connection capacity			
rigid / flexible	[mm <sup>2</sup> ]	- / 0.5 - 2.5	
Conductor cross section AWG/kcmil		20 - 14	
Stripping length	[mm]	-	
Electrical parameters			
rated current / nominal cross section	[A] / [mm <sup>2</sup> ]	12 / 2.5	
Surge voltage category/degree of pollution		III/3	III / 2
Rated insulation voltage	[V]	320	320
Rated surge voltage	[kV]	4	4
General data			
Type of insulation material / insulation material group	PA / I		
Flammability rating in accordance with UL 94	V0		
Certification data			
Note	More detailed information on the approval data can be found on our website.		

# COMBICON connectors M up to 2.5 mm<sup>2</sup> (14 AWG)

## PCB connector, Crimp connection, Pitch: 5.08 mm

MSTBC 2,5/..-STZ



Dimensions	[mm]
Length [l]	25
Height [h]	10.5



### Ordering data

No. of pos.	Type	Item No.	Pcs./ Pkt.	Width w [mm]
2	MSTBC 2,5/ 2-STZ-5,08	1809501	50	10.12
3	MSTBC 2,5/ 3-STZ-5,08	1809514	50	15.2
4	MSTBC 2,5/ 4-STZ-5,08	1809527	50	20.28
5	MSTBC 2,5/ 5-STZ-5,08	1809530	50	25.36
6	MSTBC 2,5/ 6-STZ-5,08	1809543	50	30.44
7	MSTBC 2,5/ 7-STZ-5,08	1809556	50	35.52
8	MSTBC 2,5/ 8-STZ-5,08	1809569	50	40.6
9	MSTBC 2,5/ 9-STZ-5,08	1809572	50	45.68
10	MSTBC 2,5/10-STZ-5,08	1809585	50	50.76
11	MSTBC 2,5/11-STZ-5,08	1809598	50	55.84
12	MSTBC 2,5/12-STZ-5,08	1809608	50	60.92
13	MSTBC 2,5/13-STZ-5,08	1809611	50	66
14	MSTBC 2,5/14-STZ-5,08	1809624	50	71.08
15	MSTBC 2,5/15-STZ-5,08	1809637	50	76.16
16	MSTBC 2,5/16-STZ-5,08	1809640	50	81.24
17	MSTBC 2,5/17-STZ-5,08	1809653	50	86.32

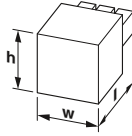


### Technical data

Product Line	COMBICON Connectors M		
Connection system / type of contact	COMBICON MSTB 2,5 / Socket		
Locking	without		
Connection capacity			
rigid / flexible	[mm <sup>2</sup> ]	- / 0.5 - 2.5	
Conductor cross section AWG/kcmil	20 - 14		
Stripping length	[mm]	-	
Electrical parameters			
rated current / nominal cross section	[A] / [mm <sup>2</sup> ]	12 / 2.5	
Surge voltage category/degree of pollution		III / 3	III / 2
Rated insulation voltage	[V]	320	630
Rated surge voltage	[kV]	4	4
General data			
Type of insulation material / insulation material group	PA / I		
Flammability rating in accordance with UL 94	V0		
Certification data			
Note	More detailed information on the approval data can be found on our website.		

## PCB connector, Crimp connection, Pitch: 5.08 mm

MSTBC 2,5/..-STZF



Dimensions	[mm]
Length [l]	25
Height [h]	10.5



### Ordering data

No. of pos.	Type	Item No.	Pcs./ Pkt.	Width w [mm]
2	MSTBC 2,5/ 2-STZF-5,08	1809734	50	20.14
3	MSTBC 2,5/ 3-STZF-5,08	1809747	50	25.22
4	MSTBC 2,5/ 4-STZF-5,08	1809750	50	30.3
5	MSTBC 2,5/ 5-STZF-5,08	1809763	50	35.38
6	MSTBC 2,5/ 6-STZF-5,08	1809776	50	40.46
7	MSTBC 2,5/ 7-STZF-5,08	1809789	50	45.54
8	MSTBC 2,5/ 8-STZF-5,08	1809792	50	50.62
9	MSTBC 2,5/ 9-STZF-5,08	1809802	50	55.7
10	MSTBC 2,5/10-STZF-5,08	1809815	50	60.78
11	MSTBC 2,5/11-STZF-5,08	1809828	50	65.86
12	MSTBC 2,5/12-STZF-5,08	1809831	50	70.94
13	MSTBC 2,5/13-STZF-5,08	1809844	50	76.02
14	MSTBC 2,5/14-STZF-5,08	1809857	50	81.1
15	MSTBC 2,5/15-STZF-5,08	1809860	50	86.18
16	MSTBC 2,5/16-STZF-5,08	1809873	50	91.26
17	MSTBC 2,5/17-STZF-5,08	1809886	50	96.34
18	MSTBC 2,5/18-STZF-5,08	1809899	50	101.42
19	MSTBC 2,5/19-STZF-5,08	1809909	50	106.5
20	MSTBC 2,5/20-STZF-5,08	1809912	50	111.58
21	MSTBC 2,5/21-STZF-5,08	1809925	50	116.66
22	MSTBC 2,5/22-STZF-5,08	1809938	50	121.74
23	MSTBC 2,5/23-STZF-5,08	1809941	50	126.82
24	MSTBC 2,5/24-STZF-5,08	1809954	50	131.9

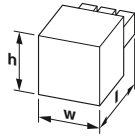


### Technical data

Product Line	COMBICON Connectors M		
Connection system / type of contact	COMBICON MSTB 2,5 / Socket		
Locking	Screw flange		
Connection capacity			
rigid / flexible	[mm <sup>2</sup> ]	- / 0.5 - 2.5	
Conductor cross section AWG/kcmil	20 - 14		
Stripping length	[mm]	-	
Electrical parameters			
rated current / nominal cross section	[A] / [mm <sup>2</sup> ]	12 / 2.5	
Surge voltage category/degree of pollution		III / 3	III / 2
Rated insulation voltage	[V]	320	630
Rated surge voltage	[kV]	4	4
General data			
Type of insulation material / insulation material group	PA / I		
Flammability rating in accordance with UL 94	V0		
Certification data			
Note	More detailed information on the approval data can be found on our website.		

PCB connector, Crimp connection, Pitch: 5.08 mm

MSTBC 2,5/..-STZFD



Dimensions	[mm]
Length [l]	25
Height [h]	10.7



Ordering data

No. of pos.	Type	Item No.	Pcs./ Pkt.	Width w [mm]
2	MSTBC 2,5/ 2-STZFD-5,08	1809271	50	19.81
3	MSTBC 2,5/ 3-STZFD-5,08	1809284	50	24.89
4	MSTBC 2,5/ 4-STZFD-5,08	1809297	50	29.97
5	MSTBC 2,5/ 5-STZFD-5,08	1809307	50	35.05
6	MSTBC 2,5/ 6-STZFD-5,08	1809310	50	40.13
7	MSTBC 2,5/ 7-STZFD-5,08	1809323	50	45.21
8	MSTBC 2,5/ 8-STZFD-5,08	1809336	50	50.29
9	MSTBC 2,5/ 9-STZFD-5,08	1809349	50	55.37
10	MSTBC 2,5/10-STZFD-5,08	1809352	50	60.45
11	MSTBC 2,5/11-STZFD-5,08	1809365	50	65.53
12	MSTBC 2,5/12-STZFD-5,08	1809378	50	70.61
13	MSTBC 2,5/13-STZFD-5,08	1809381	50	75.69
14	MSTBC 2,5/14-STZFD-5,08	1809394	50	80.77
15	MSTBC 2,5/15-STZFD-5,08	1809404	50	85.85
16	MSTBC 2,5/16-STZFD-5,08	1809417	50	90.93
17	MSTBC 2,5/17-STZFD-5,08	1809420	50	96.01
18	MSTBC 2,5/18-STZFD-5,08	1809433	50	101.09
19	MSTBC 2,5/19-STZFD-5,08	1809446	50	106.17
20	MSTBC 2,5/20-STZFD-5,08	1809459	50	111.25
21	MSTBC 2,5/21-STZFD-5,08	1809462	50	116.33
22	MSTBC 2,5/22-STZFD-5,08	1809475	50	121.41
23	MSTBC 2,5/23-STZFD-5,08	1809488	50	126.49
24	MSTBC 2,5/24-STZFD-5,08	1809491	50	131.57

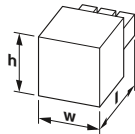


Technical data

Product Line	COMBICON Connectors M		
Connection system / type of contact	COMBICON MSTB 2,5 / Socket		
Locking	Screw flange		
Connection capacity			
rigid / flexible	[mm <sup>2</sup> ]	- / 0.5 - 2.5	
Conductor cross section AWG/kcmil		20 - 14	
Stripping length	[mm]	-	
Electrical parameters			
rated current / nominal cross section	[A] / [mm <sup>2</sup> ]	12 / 2.5	
Surge voltage category/degree of pollution		III/3	III / 2 II / 2
Rated insulation voltage	[V]	320	320 630
Rated surge voltage	[kV]	4	4 4
General data			
Type of insulation material / insulation material group	PA / I		
Flammability rating in accordance with UL 94	V0		
Certification data			
Note	More detailed information on the approval data can be found on our website.		

PCB connector, Crimp connection, Pitch: 5.08 mm

MSTBC 2,5/..-STZ-RF



Dimensions	[mm]
Length [l]	25
Height [h]	10.5



Ordering data

No. of pos.	Type	Item No.	Pcs./ Pkt.	Width w [mm]
2	MSTBC 2,5/ 2-STZ-5,08-R	1809048	50	20.59
3	MSTBC 2,5/ 3-STZ-5,08-R	1809051	50	25.67
4	MSTBC 2,5/ 4-STZ-5,08-R	1809064	50	30.75
5	MSTBC 2,5/ 5-STZ-5,08-R	1809077	50	35.83
6	MSTBC 2,5/ 6-STZ-5,08-R	1809080	50	40.91
7	MSTBC 2,5/ 7-STZ-5,08-R	1809093	50	45.99
8	MSTBC 2,5/ 8-STZ-5,08-R	1809103	50	51.07
9	MSTBC 2,5/ 9-STZ-5,08-R	1809116	50	56.15
10	MSTBC 2,5/10-STZ-5,08-R	1809129	50	61.23
11	MSTBC 2,5/11-STZ-5,08-R	1809132	50	66.31
12	MSTBC 2,5/12-STZ-5,08-R	1809145	50	71.39
13	MSTBC 2,5/13-STZ-5,08-R	1809158	50	76.47
14	MSTBC 2,5/14-STZ-5,08-R	1809161	50	81.55
15	MSTBC 2,5/15-STZ-5,08-R	1809174	50	86.63
16	MSTBC 2,5/16-STZ-5,08-R	1809187	50	91.71
17	MSTBC 2,5/17-STZ-5,08-R	1809190	50	96.79
18	MSTBC 2,5/18-STZ-5,08-R	1809200	50	101.87
19	MSTBC 2,5/19-STZ-5,08-R	1809213	50	106.95
20	MSTBC 2,5/20-STZ-5,08-R	1809226	50	112.03
21	MSTBC 2,5/21-STZ-5,08-R	1809239	50	117.11
22	MSTBC 2,5/22-STZ-5,08-R	1809242	50	122.19
23	MSTBC 2,5/23-STZ-5,08-R	1809255	50	127.27
24	MSTBC 2,5/24-STZ-5,08-R	1809268	50	132.35



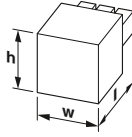
Technical data

Product Line	COMBICON Connectors M		
Connection system / type of contact	COMBICON MSTB 2,5 / Socket		
Locking	Self-locking flange		
Connection capacity			
rigid / flexible	[mm <sup>2</sup> ]	- / 0.5 - 2.5	
Conductor cross section AWG/kcmil		20 - 14	
Stripping length	[mm]	-	
Electrical parameters			
rated current / nominal cross section	[A] / [mm <sup>2</sup> ]	12 / 2.5	
Surge voltage category/degree of pollution		III/3	III / 2 II / 2
Rated insulation voltage	[V]	320	320 630
Rated surge voltage	[kV]	4	4 4
General data			
Type of insulation material / insulation material group	PA / I		
Flammability rating in accordance with UL 94	V0		
Certification data			
Note	More detailed information on the approval data can be found on our website.		

# COMBICON connectors M up to 2.5 mm<sup>2</sup> (14 AWG)

## PCB connector, Crimp connection, Pitch: 5.08 mm

ICC 2,5/..-STZ



Dimensions	[mm]
Length [l]	28.1
Height [h]	10.6



### Ordering data

No. of pos.	Type	Item No.	Pcs./ Pkt.	Width w [mm]
2	ICC 2,5/ 2-STZ-5,08	1823846	50	15.95
3	ICC 2,5/ 3-STZ-5,08	1823859	50	21.03
4	ICC 2,5/ 4-STZ-5,08	1823862	50	26.11
5	ICC 2,5/ 5-STZ-5,08	1823875	50	31.19
6	ICC 2,5/ 6-STZ-5,08	1823888	50	36.27
7	ICC 2,5/ 7-STZ-5,08	1823891	50	41.35
8	ICC 2,5/ 8-STZ-5,08	1823901	50	46.43
9	ICC 2,5/ 9-STZ-5,08	1823914	50	51.51
10	ICC 2,5/10-STZ-5,08	1823927	50	56.59
11	ICC 2,5/11-STZ-5,08	1823930	50	61.67
12	ICC 2,5/12-STZ-5,08	1823943	50	66.75
13	ICC 2,5/13-STZ-5,08	1823956	50	71.83
14	ICC 2,5/14-STZ-5,08	1823969	50	76.91
15	ICC 2,5/15-STZ-5,08	1823972	50	81.99
16	ICC 2,5/16-STZ-5,08	1823985	50	87.07
17	ICC 2,5/17-STZ-5,08	1823998	50	92.15
18	ICC 2,5/18-STZ-5,08	1824007	50	97.23
19	ICC 2,5/19-STZ-5,08	1824010	50	102.31
20	ICC 2,5/20-STZ-5,08	1824023	50	107.39
21	ICC 2,5/21-STZ-5,08	1824036	50	112.47
22	ICC 2,5/22-STZ-5,08	1824049	50	117.55
23	ICC 2,5/23-STZ-5,08	1824052	50	122.63
24	ICC 2,5/24-STZ-5,08	1824065	50	127.71

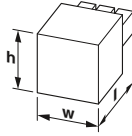



### Technical data

Product Line	COMBICON Connectors M		
Connection system / type of contact	COMBICON MSTB 2,5 / Pin		
Locking	Engagement nose		
Connection capacity			
rigid / flexible	[mm <sup>2</sup> ]	- / 0.5 - 2.5	
Conductor cross section AWG/kcmil		20 - 14	
Stripping length	[mm]	-	
Electrical parameters			
rated current / nominal cross section	[A] / [mm <sup>2</sup> ]	12 / 2.5	
Surge voltage category/degree of pollution		III / 3	III / 2
Rated insulation voltage	[V]	250	320
Rated surge voltage	[kV]	4	4
General data			
Type of insulation material / insulation material group	PA / I		
Flammability rating in accordance with UL 94	V0		
Certification data			
Note	More detailed information on the approval data can be found on our website.		

## PCB connector, Crimp connection, Pitch: 5.08 mm

ICC 2,5/..-STZF



Dimensions	[mm]
Length [l]	28.1
Height [h]	10.6



### Ordering data

No. of pos.	Type	Item No.	Pcs./ Pkt.	Width w [mm]
2	ICC 2,5/ 2-STZF-5,08	1823383	50	20.08
3	ICC 2,5/ 3-STZF-5,08	1823396	50	25.16
4	ICC 2,5/ 4-STZF-5,08	1823406	50	30.24
5	ICC 2,5/ 5-STZF-5,08	1823419	50	35.32
6	ICC 2,5/ 6-STZF-5,08	1823422	50	40.4
7	ICC 2,5/ 7-STZF-5,08	1823435	50	45.48
8	ICC 2,5/ 8-STZF-5,08	1823448	50	50.56
9	ICC 2,5/ 9-STZF-5,08	1823451	50	55.64
10	ICC 2,5/10-STZF-5,08	1823464	50	60.72
11	ICC 2,5/11-STZF-5,08	1823477	50	65.8
12	ICC 2,5/12-STZF-5,08	1823480	50	70.88
13	ICC 2,5/13-STZF-5,08	1823493	50	75.96
14	ICC 2,5/14-STZF-5,08	1823503	50	81.04
15	ICC 2,5/15-STZF-5,08	1823516	50	86.12
16	ICC 2,5/16-STZF-5,08	1823529	50	91.2
17	ICC 2,5/17-STZF-5,08	1823532	50	96.28
18	ICC 2,5/18-STZF-5,08	1823545	50	101.36
19	ICC 2,5/19-STZF-5,08	1823558	50	106.44
20	ICC 2,5/20-STZF-5,08	1823561	50	111.52
21	ICC 2,5/21-STZF-5,08	1823574	50	116.6
22	ICC 2,5/22-STZF-5,08	1823587	50	121.68
23	ICC 2,5/23-STZF-5,08	1823590	50	126.76
24	ICC 2,5/24-STZF-5,08	1823600	50	131.84



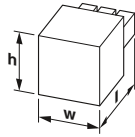
### Technical data

Product Line	COMBICON Connectors M		
Connection system / type of contact	COMBICON MSTB 2,5 / Pin		
Locking	Screw flange		
Connection capacity			
rigid / flexible	[mm <sup>2</sup> ]	- / 0.5 - 2.5	
Conductor cross section AWG/kcmil		20 - 14	
Stripping length	[mm]	-	
Electrical parameters			
rated current / nominal cross section	[A] / [mm <sup>2</sup> ]	12 / 2.5	
Surge voltage category/degree of pollution		III / 3	III / 2
Rated insulation voltage	[V]	250	320
Rated surge voltage	[kV]	4	4
General data			
Type of insulation material / insulation material group	PA / I		
Flammability rating in accordance with UL 94	V0		
Certification data			
Note	More detailed information on the approval data can be found on our website.		



PCB connector, Crimp connection, Pitch: 5.08 mm

ICC 2,5/...-STZFD



Dimensions	[mm]
Length [l]	28.1
Height [h]	10.6



Ordering data

No. of pos.	Type	Item No.	Pcs./ Pkt.	Width w [mm]
2	ICC 2,5/ 2-STZFD-5,08	1823613	50	20.08
3	ICC 2,5/ 3-STZFD-5,08	1823626	50	25.16
4	ICC 2,5/ 4-STZFD-5,08	1823639	50	30.24
5	ICC 2,5/ 5-STZFD-5,08	1823642	50	35.32
6	ICC 2,5/ 6-STZFD-5,08	1823655	50	40.4
7	ICC 2,5/ 7-STZFD-5,08	1823668	50	45.48
8	ICC 2,5/ 8-STZFD-5,08	1823671	50	50.56
9	ICC 2,5/ 9-STZFD-5,08	1823684	50	55.64
10	ICC 2,5/10-STZFD-5,08	1823697	50	60.72
11	ICC 2,5/11-STZFD-5,08	1823707	50	65.8
12	ICC 2,5/12-STZFD-5,08	1823710	50	70.88
13	ICC 2,5/13-STZFD-5,08	1823723	50	75.96
14	ICC 2,5/14-STZFD-5,08	1823736	50	81.04
15	ICC 2,5/15-STZFD-5,08	1823749	50	86.12
16	ICC 2,5/16-STZFD-5,08	1823752	50	91.2
17	ICC 2,5/17-STZFD-5,08	1823765	50	96.28
18	ICC 2,5/18-STZFD-5,08	1823778	50	101.36
19	ICC 2,5/19-STZFD-5,08	1823781	50	106.44
20	ICC 2,5/20-STZFD-5,08	1823794	50	111.52
21	ICC 2,5/21-STZFD-5,08	1823804	50	116.6
22	ICC 2,5/22-STZFD-5,08	1823817	50	121.68
23	ICC 2,5/23-STZFD-5,08	1823820	50	126.76
24	ICC 2,5/24-STZFD-5,08	1823833	50	131.84



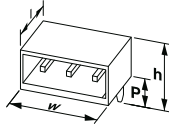
Technical data

Product Line	COMBICON Connectors M		
Connection system / type of contact	COMBICON MSTB 2,5 / Pin		
Locking	Screw flange		
Connection capacity			
rigid / flexible	[mm <sup>2</sup> ]	- / 0.5 - 2.5	
Conductor cross section AWG/kcmil	20 - 14		
Stripping length	[mm]	-	
Electrical parameters			
rated current / nominal cross section	[A] / [mm <sup>2</sup> ]	12 / 2.5	
Surge voltage category/degree of pollution		III/3	III / 2
Rated insulation voltage	[V]	250	320
Rated surge voltage	[kV]	4	4
General data			
Type of insulation material / insulation material group	PA / I		
Flammability rating in accordance with UL 94	V0		
Certification data			
Note	More detailed information on the approval data can be found on our website.		

# COMBICON connectors M up to 2.5 mm<sup>2</sup> (14 AWG)

## PCB headers, Pitch: 5 mm

CCA 2,5/...-G, Linear pinning



Dimensions	[mm]
Solder pin length [P]	2
Length [l]	12
Height [h]	10.57
Installed height	8.57



### Ordering data

No. of pos.	Type	Item No.	Pcs./ Pkt.	Width w [mm]
2	CCA 2,5/ 2-G P20THRR32	1836573	330	12.8
3	CCA 2,5/ 3-G P20THRR32	1836586	330	17.8
4	CCA 2,5/ 4-G P20THRR56	1836599	330	22.8
5	CCA 2,5/ 5-G P20THRR56	1836609	330	27.8
6	CCA 2,5/ 6-G P20THRR56	1836612	330	32.8
7	CCA 2,5/ 7-G P20THRR56	1836625	330	37.8
8	CCA 2,5/ 8-G P20THRR56	1836638	330	42.8
9	CCA 2,5/ 9-G P20THRR88	1836641	330	47.8
10	CCA 2,5/10-G P20THRR88	1836654	330	52.8
11	CCA 2,5/11-G P20THRR88	1836667	330	57.8
12	CCA 2,5/12-G P20THRR88	1836670	330	62.8

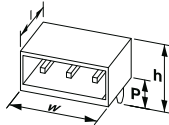


### Technical data

Product Line	COMBICON Connectors M		
Connection system / type of contact	COMBICON MSTB 2,5 / Pin		
Locking	without		
Electrical parameters			
rated current / nominal cross section	[A] / [mm <sup>2</sup> ]	12 / 2.5	
Surge voltage category/degree of pollution		III/3	III / 2 II / 2
Rated insulation voltage	[V]	250	320 400
Rated surge voltage	[kV]	4	4 4
General data			
Type of insulation material / insulation material group	LCP / IIIa		
Flammability rating in accordance with UL 94	V0		
Certification data			
Note	More detailed information on the approval data can be found on our website.		

## PCB headers, Pitch: 5 mm

CC 2,5/...-GF-LR, Linear pinning



Dimensions	[mm]
Solder pin length [P]	2
Length [l]	12
Height [h]	10.57
Installed height	8.57



### Ordering data

No. of pos.	Type	Item No.	Pcs./ Pkt.	Width w [mm]
2	CC 2,5/ 2-GF-LR P20THRR32	1836913	330	20
3	CC 2,5/ 3-GF-LR P20THRR56	1836926	330	25
4	CC 2,5/ 4-GF-LR P20THRR56	1836939	330	30
5	CC 2,5/ 5-GF-LR P20THRR56	1836942	330	35
6	CC 2,5/ 6-GF-LR P20THRR56	1836955	330	40
7	CC 2,5/ 7-GF-LR P20THRR88	1836968	330	45
8	CC 2,5/ 8-GF-LR P20THRR88	1836971	330	50
9	CC 2,5/ 9-GF-LR P20THRR88	1836984	330	55
10	CC 2,5/10-GF-LR P20THRR88	1836997	330	60
11	CC 2,5/11-GF-LR P20THRR88	1837006	330	65
12	CC 2,5/12-GF-LR P20THRR88	1837019	330	70

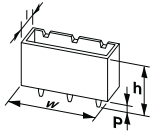


### Technical data

Product Line	COMBICON Connectors M		
Connection system / type of contact	COMBICON MSTB 2,5 / Pin		
Locking	Lock & release threaded flange		
Electrical parameters			
rated current / nominal cross section	[A] / [mm <sup>2</sup> ]	12 / 2.5	
Surge voltage category/degree of pollution		III/3	III / 2 II / 2
Rated insulation voltage	[V]	250	320 400
Rated surge voltage	[kV]	4	4 4
General data			
Type of insulation material / insulation material group	LCP / IIIa		
Flammability rating in accordance with UL 94	V0		
Certification data			
Note	More detailed information on the approval data can be found on our website.		

PCB headers, Pitch: 5 mm

CCVA 2,5/..-G, Linear pinning



Dimensions	[mm]
Solder pin length [P]	2
Length [l]	8.6
Height [h]	14
Installed height	12



Ordering data

No. of pos.	Type	Item No.	Pcs./ Pkt.	Width w [mm]
2	CCVA 2,5/ 2-G P20THRR32	1837255	140	12.8
3	CCVA 2,5/ 3-G P20THRR32	1837268	140	17.8
4	CCVA 2,5/ 4-G P20THRR56	1837271	140	22.8
5	CCVA 2,5/ 5-G P20THRR56	1837284	140	27.8
6	CCVA 2,5/ 6-G P20THRR56	1837297	140	32.8
7	CCVA 2,5/ 7-G P20THRR56	1837307	140	37.8
8	CCVA 2,5/ 8-G P20THRR88	1837310	140	42.8
9	CCVA 2,5/ 9-G P20THRR88	1837323	140	47.8
10	CCVA 2,5/10-G P20THRR88	1837336	140	52.8
11	CCVA 2,5/11-G P20THRR88	1837349	140	57.8
12	CCVA 2,5/12-G P20THRR88	1837352	140	62.8

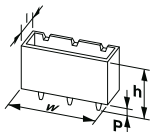


Technical data

Product Line	COMBICON Connectors M		
Connection system / type of contact	COMBICON MSTB 2,5 / Pin		
Locking	without		
Electrical parameters			
rated current / nominal cross section	[A] / [mm <sup>2</sup> ]	12 / 2.5	
Surge voltage category/degree of pollution		III/3	II / 2
Rated insulation voltage	[V]	250	320
Rated surge voltage	[kV]	4	4
General data			
Type of insulation material / insulation material group	LCP / IIIa		
Flammability rating in accordance with UL 94	V0		
Certification data			
Note	More detailed information on the approval data can be found on our website.		

PCB headers, Pitch: 5 mm

CCV 2,5/..-GF-LR, Linear pinning

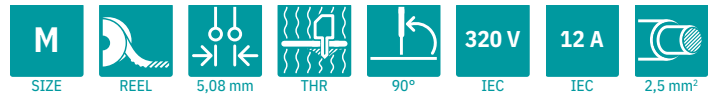


Dimensions	[mm]
Solder pin length [P]	2
Length [l]	8.6
Height [h]	14
Installed height	12



Ordering data

No. of pos.	Type	Item No.	Pcs./ Pkt.	Width w [mm]
2	CCV 2,5/ 2-GF-LR P20THRR32	1837598	330	20
3	CCV 2,5/ 3-GF-LR P20THRR56	1837608	140	25
4	CCV 2,5/ 4-GF-LR P20THRR56	1837611	330	30
5	CCV 2,5/ 5-GF-LR P20THRR56	1837624	330	35
6	CCV 2,5/ 6-GF-LR P20THRR56	1837637	330	40
7	CCV 2,5/ 7-GF-LR P20THRR88	1837640	330	45
8	CCV 2,5/ 8-GF-LR P20THRR88	1837653	330	50
9	CCV 2,5/ 9-GF-LR P20THRR88	1837666	330	55
10	CCV 2,5/10-GF-LR P20THRR88	1837679	330	60
11	CCV 2,5/11-GF-LR P20THRR88	1837682	330	65
12	CCV 2,5/12-GF-LR P20THRR88	1837695	330	70



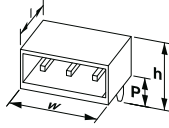
Technical data

Product Line	COMBICON Connectors M		
Connection system / type of contact	COMBICON MSTB 2,5 / Pin		
Locking	Lock & release threaded flange		
Electrical parameters			
rated current / nominal cross section	[A] / [mm <sup>2</sup> ]	12 / 2.5	
Surge voltage category/degree of pollution		III/3	II / 2
Rated insulation voltage	[V]	250	320
Rated surge voltage	[kV]	4	4
General data			
Type of insulation material / insulation material group	LCP / IIIa		
Flammability rating in accordance with UL 94	V0		
Certification data			
Note	More detailed information on the approval data can be found on our website.		

# COMBICON connectors M up to 2.5 mm<sup>2</sup> (14 AWG)

## PCB headers, Pitch: 5.08 mm

CCA 2,5/...-G, Linear pinning



Dimensions	[mm]
Solder pin length [P]	2.6
Length [l]	12
Height [h]	11.17
Installed height	8.57



### Ordering data

No. of pos.	Type	Item No.	Pcs./ Pkt.	Width w [mm]
2	CCA 2,5/ 2-G-5,08 P26THRR32	1955031	330	12.96
3	CCA 2,5/ 3-G-5,08 P26THRR32	1955044	330	18.04
4	CCA 2,5/ 4-G-5,08 P26THRR56	1955057	330	23.12
5	CCA 2,5/ 5-G-5,08 P26THRR56	1955060	330	28.2
6	CCA 2,5/ 6-G-5,08 P26THRR56	1955073	330	33.28
7	CCA 2,5/ 7-G-5,08 P26THRR56	1955086	330	38.36
8	CCA 2,5/ 8-G-5,08 P26THRR56	1955099	330	43.44
9	CCA 2,5/ 9-G-5,08 P26THRR88	1955109	240	48.52
10	CCA 2,5/10-G-5,08 P26THRR88	1955112	240	53.6
11	CCA 2,5/11-G-5,08 P26THRR88	1955125	240	58.68
12	CCA 2,5/12-G-5,08 P26THRR88	1955138	240	63.76

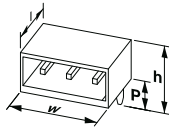


### Technical data

Product Line	COMBICON Connectors M		
Connection system / type of contact	COMBICON MSTB 2,5 / Pin		
Locking	without		
Electrical parameters			
rated current / nominal cross section	[A] / [mm <sup>2</sup> ]	12 / 2.5	
Surge voltage category/degree of pollution		III/3	II / 2
Rated insulation voltage	[V]	250	320 400
Rated surge voltage	[kV]	4	4 4
General data			
Type of insulation material / insulation material group	LCP / IIIa		
Flammability rating in accordance with UL 94	V0		
Certification data			
Note	More detailed information on the approval data can be found on our website.		

## PCB headers, Pitch: 5.08 mm

CCA 2,5/...-G-RN, Linear pinning



Dimensions	[mm]
Solder pin length [P]	2.6
Length [l]	12
Height [h]	11.17
Installed height	8.57



### Ordering data

No. of pos.	Type	Item No.	Pcs./ Pkt.	Width w [mm]
2	CCA 2,5/ 2-G-5,08 RNP26THRR32	1955277	330	15.98
3	CCA 2,5/ 3-G-5,08 RNP26THRR32	1955280	330	21.06
4	CCA 2,5/ 4-G-5,08 RNP26THRR56	1955293	330	26.14
5	CCA 2,5/ 5-G-5,08 RNP26THRR56	1955303	330	31.22
6	CCA 2,5/ 6-G-5,08 RNP26THRR56	1955316	330	36.3
7	CCA 2,5/ 7-G-5,08 RNP26THRR56	1955329	330	41.38
8	CCA 2,5/ 8-G-5,08 RNP26THRR88	1955332	240	46.46
9	CCA 2,5/ 9-G-5,08 RNP26THRR88	1955345	240	51.54
10	CCA 2,5/10-G-5,08 RNP26THRR88	1955358	240	56.62
11	CCA 2,5/11-G-5,08 RNP26THRR88	1955361	240	61.7
12	CCA 2,5/12-G-5,08 RNP26THRR88	1955374	240	66.78

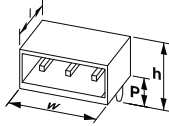


### Technical data

Product Line	COMBICON Connectors M		
Connection system / type of contact	COMBICON MSTB 2,5 / Pin		
Locking	Engagement nose		
Electrical parameters			
rated current / nominal cross section	[A] / [mm <sup>2</sup> ]	12 / 2.5	
Surge voltage category/degree of pollution		III/3	II / 2
Rated insulation voltage	[V]	250	320 400
Rated surge voltage	[kV]	4	4 4
General data			
Type of insulation material / insulation material group	LCP / IIIa		
Flammability rating in accordance with UL 94	V0		
Certification data			
Note	More detailed information on the approval data can be found on our website.		

PCB headers, Pitch: 5.08 mm

CC 2,5/...-GF, Linear pinning



Dimensions	[mm]
Solder pin length [P]	2.6
Length [l]	12
Height [h]	11.2
Installed height	8.6



Ordering data

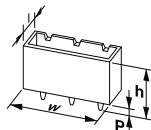
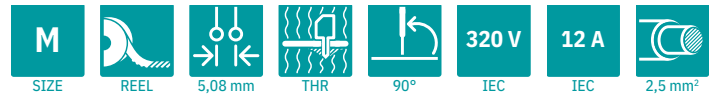
No. of pos.	Type	Item No.	Pcs./ Pkt.	Width w [mm]
2	CC 2,5/ 2-GF-5,08 P26THRR32	1954809	330	20.32
3	CC 2,5/ 3-GF-5,08 P26THRR56	1954812	330	25.4
4	CC 2,5/ 4-GF-5,08 P26THRR56	1954825	330	30.48
5	CC 2,5/ 5-GF-5,08 P26THRR56	1954838	330	35.56
6	CC 2,5/ 6-GF-5,08 P26THRR56	1954841	330	40.64
7	CC 2,5/ 7-GF-5,08 P26THRR88	1954854	240	45.72
8	CC 2,5/ 8-GF-5,08 P26THRR88	1954867	240	50.8
9	CC 2,5/ 9-GF-5,08 P26THRR88	1954870	240	55.88
10	CC 2,5/10-GF-5,08 P26THRR88	1954883	240	60.96
11	CC 2,5/11-GF-5,08 P26THRR88	1954896	240	66.04
12	CC 2,5/12-GF-5,08 P26THRR88	1954906	240	71.12

Technical data

Product Line	COMBICON Connectors M		
Connection system / type of contact	COMBICON MSTB 2,5 / Pin		
Locking	Threaded flange		
Electrical parameters			
rated current / nominal cross section	[A] / [mm <sup>2</sup> ]	12 / 2.5	
Surge voltage category/degree of pollution		III/3	II / 2
Rated insulation voltage	[V]	250	320
Rated surge voltage	[kV]	4	4
General data			
Type of insulation material / insulation material group	LCP / IIIa		
Flammability rating in accordance with UL 94	V0		
Certification data			
Note	More detailed information on the approval data can be found on our website.		

PCB headers, Pitch: 5.08 mm

CCVA 2,5/...-G, Linear pinning



Dimensions	[mm]
Solder pin length [P]	2.6
Length [l]	8.57
Height [h]	14.6
Installed height	12



Ordering data

No. of pos.	Type	Item No.	Pcs./ Pkt.	Width w [mm]
2	CCVA 2,5/ 2-G-5,08 P26THRR32	1955963	140	12.96
3	CCVA 2,5/ 3-G-5,08 P26THRR32	1955976	140	18.04
4	CCVA 2,5/ 4-G-5,08 P26THRR56	1955989	140	23.12
5	CCVA 2,5/ 5-G-5,08 P26THRR56	1955992	140	28.2
6	CCVA 2,5/ 6-G-5,08 P26THRR56	1956001	140	33.28
7	CCVA 2,5/ 7-G-5,08 P26THRR56	1956014	140	38.36
8	CCVA 2,5/ 8-G-5,08 P26THRR56	1956027	140	43.44
9	CCVA 2,5/ 9-G-5,08 P26THRR88	1956030	140	48.52
10	CCVA 2,5/10-G-5,08 P26THRR88	1956043	140	53.6
11	CCVA 2,5/11-G-5,08 P26THRR88	1956056	140	58.68
12	CCVA 2,5/12-G-5,08 P26THRR88	1956069	140	63.76

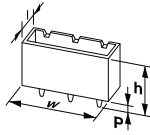
Technical data

Product Line	COMBICON Connectors M		
Connection system / type of contact	COMBICON MSTB 2,5 / Pin		
Locking	without		
Electrical parameters			
rated current / nominal cross section	[A] / [mm <sup>2</sup> ]	12 / 2.5	
Surge voltage category/degree of pollution		III/3	II / 2
Rated insulation voltage	[V]	250	320
Rated surge voltage	[kV]	4	4
General data			
Type of insulation material / insulation material group	LCP / IIIa		
Flammability rating in accordance with UL 94	V0		
Certification data			
Note	More detailed information on the approval data can be found on our website.		

# COMBICON connectors M up to 2.5 mm<sup>2</sup> (14 AWG)

## PCB headers, Pitch: 5.08 mm

CCVA 2,5/...-G-RN, Linear pinning

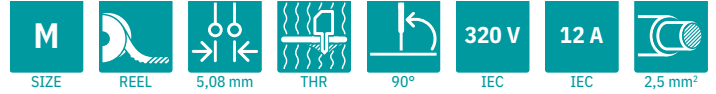


Dimensions	[mm]
Solder pin length [P]	2.6
Length [l]	8.6
Height [h]	14.6
Installed height	12



### Ordering data

No. of pos.	Type	Item No.	Pcs./ Pkt.	Width w [mm]
2	CCVA 2,5/ 2-G-5,08RNP26THRR32	1956195	140	15.98
3	CCVA 2,5/ 3-G-5,08RNP26THRR32	1956205	140	21.06
4	CCVA 2,5/ 4-G-5,08RNP26THRR56	1956218	140	26.14
5	CCVA 2,5/ 5-G-5,08RNP26THRR56	1956221	140	31.22
6	CCVA 2,5/ 6-G-5,08RNP26THRR56	1956234	140	36.3
7	CCVA 2,5/ 7-G-5,08RNP26THRR56	1956247	140	41.38
8	CCVA 2,5/ 8-G-5,08RNP26THRR88	1956250	140	46.46
9	CCVA 2,5/ 9-G-5,08RNP26THRR88	1956263	140	51.54
10	CCVA 2,5/10-G-5,08RNP26THRR88	1956276	140	56.62
11	CCVA 2,5/11-G-5,08RNP26THRR88	1956289	140	61.7
12	CCVA 2,5/12-G-5,08RNP26THRR88	1956292	140	66.78

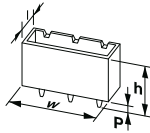


### Technical data

Product Line	COMBICON Connectors M		
Connection system / type of contact	COMBICON MSTB 2,5 / Pin		
Locking	Engagement nose		
Electrical parameters			
rated current / nominal cross section	[A] / [mm <sup>2</sup> ]	12 / 2.5	
Surge voltage category/degree of pollution		III/3	II / 2
Rated insulation voltage	[V]	250	320
Rated surge voltage	[kV]	4	4
General data			
Type of insulation material / insulation material group	LCP / IIIa		
Flammability rating in accordance with UL 94	V0		

## PCB headers, Pitch: 5.08 mm

CCV 2,5/...-GF, Linear pinning

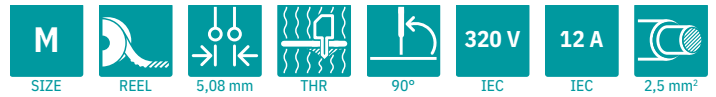


Dimensions	[mm]
Solder pin length [P]	2.6
Length [l]	8.57
Height [h]	14.6
Installed height	12



### Ordering data

No. of pos.	Type	Item No.	Pcs./ Pkt.	Width w [mm]
2	CCV 2,5/ 2-GF-5,08 P26THRR32	1955743	140	20.27
3	CCV 2,5/ 3-GF-5,08 P26THRR56	1955756	140	25.35
4	CCV 2,5/ 4-GF-5,08 P26THRR56	1955769	140	30.43
5	CCV 2,5/ 5-GF-5,08 P26THRR56	1955772	140	35.51
6	CCV 2,5/ 6-GF-5,08 P26THRR56	1955785	140	40.59
7	CCV 2,5/ 7-GF-5,08 P26THRR88	1955798	140	45.67
8	CCV 2,5/ 8-GF-5,08 P26THRR88	1955808	140	50.75
9	CCV 2,5/ 9-GF-5,08 P26THRR88	1955811	140	55.83
10	CCV 2,5/10-GF-5,08 P26THRR88	1955824	140	60.91
11	CCV 2,5/11-GF-5,08 P26THRR88	1955837	140	65.99
12	CCV 2,5/12-GF-5,08 P26THRR88	1955840	140	71.07

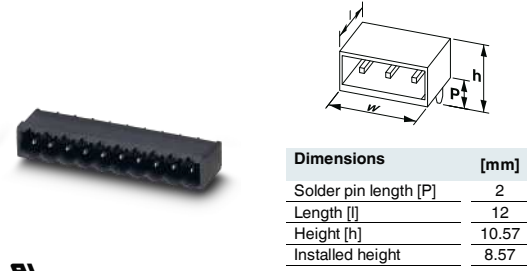


### Technical data

Product Line	COMBICON Connectors M		
Connection system / type of contact	COMBICON MSTB 2,5 / Pin		
Locking	Threaded flange		
Electrical parameters			
rated current / nominal cross section	[A] / [mm <sup>2</sup> ]	12 / 2.5	
Surge voltage category/degree of pollution		III/3	II / 2
Rated insulation voltage	[V]	250	320
Rated surge voltage	[kV]	4	4
General data			
Type of insulation material / insulation material group	LCP / IIIa		
Flammability rating in accordance with UL 94	V0		
Certification data			
Note	More detailed information on the approval data can be found on our website.		

PCB headers, Pitch: 5 mm

CCA 2,5/...-G, Linear pinning



Dimensions	[mm]
Solder pin length [P]	2
Length [l]	12
Height [h]	10.57
Installed height	8.57



Ordering data

No. of pos.	Type	Item No.	Pcs./ Pkt.	Width w [mm]
2	CCA 2,5/ 2-G P20 THR	1836340	50	12.8
3	CCA 2,5/ 3-G P20 THR	1836353	50	17.8
4	CCA 2,5/ 4-G P20 THR	1836366	50	22.8
5	CCA 2,5/ 5-G P20 THR	1836379	50	27.8
6	CCA 2,5/ 6-G P20 THR	1836382	50	32.8
7	CCA 2,5/ 7-G P20 THR	1836395	50	37.8
8	CCA 2,5/ 8-G P20 THR	1836405	50	42.8
9	CCA 2,5/ 9-G P20 THR	1836418	50	47.8
10	CCA 2,5/10-G P20 THR	1836421	50	52.8
11	CCA 2,5/11-G P20 THR	1836434	50	57.8
12	CCA 2,5/12-G P20 THR	1836447	50	62.8
13	CCA 2,5/13-G P20 THR	1836450	52	67.8
14	CCA 2,5/14-G P20 THR	1836463	52	72.8
15	CCA 2,5/15-G P20 THR	1836476	52	77.8
16	CCA 2,5/16-G P20 THR	1836489	52	82.8
17	CCA 2,5/17-G P20 THR	1836492	52	87.8
18	CCA 2,5/18-G P20 THR	1836502	52	92.8
19	CCA 2,5/19-G P20 THR	1836515	52	97.8
20	CCA 2,5/20-G P20 THR	1836528	52	102.8
21	CCA 2,5/21-G P20 THR	1836531	52	107.8
22	CCA 2,5/22-G P20 THR	1836544	52	112.8
23	CCA 2,5/23-G P20 THR	1836557	52	117.8
24	CCA 2,5/24-G P20 THR	1836560	52	122.8

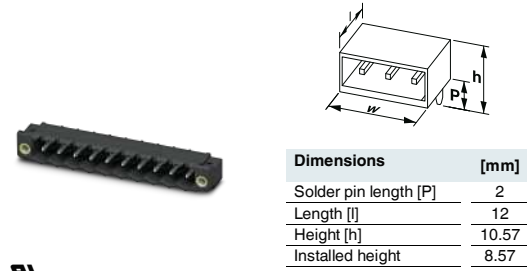


Technical data

Product Line	COMBICON Connectors M		
Connection system / type of contact	COMBICON MSTB 2,5 / Pin		
Locking	without		
Electrical parameters			
rated current / nominal cross section	[A] / [mm <sup>2</sup> ]	12 / 2.5	
Surge voltage category/degree of pollution		III/3	II / 2
Rated insulation voltage	[V]	250	320
Rated surge voltage	[kV]	4	4
General data			
Type of insulation material / insulation material group	LCP / IIIa		
Flammability rating in accordance with UL 94	V0		
Certification data			
Note	More detailed information on the approval data can be found on our website.		

PCB headers, Pitch: 5 mm

CC 2,5/...-GF-LR, Linear pinning



Dimensions	[mm]
Solder pin length [P]	2
Length [l]	12
Height [h]	10.57
Installed height	8.57



Ordering data

No. of pos.	Type	Item No.	Pcs./ Pkt.	Width w [mm]
2	CC 2,5/ 2-GF-LR P20 THR	1836683	50	20
3	CC 2,5/ 3-GF-LR P20 THR	1836696	50	25
4	CC 2,5/ 4-GF-LR P20 THR	1836706	50	30
5	CC 2,5/ 5-GF-LR P20 THR	1836719	50	35
6	CC 2,5/ 6-GF-LR P20 THR	1836722	50	40
7	CC 2,5/ 7-GF-LR P20 THR	1836735	50	45
8	CC 2,5/ 8-GF-LR P20 THR	1836748	50	50
9	CC 2,5/ 9-GF-LR P20 THR	1836751	50	55
10	CC 2,5/10-GF-LR P20 THR	1836764	50	60
11	CC 2,5/11-GF-LR P20 THR	1836777	50	65
12	CC 2,5/12-GF-LR P20 THR	1836780	50	70
13	CC 2,5/13-GF-LR P20 THR	1836793	52	75
14	CC 2,5/14-GF-LR P20 THR	1836803	52	80
15	CC 2,5/15-GF-LR P20 THR	1836816	52	85
16	CC 2,5/16-GF-LR P20 THR	1836829	52	90
17	CC 2,5/17-GF-LR P20 THR	1836832	52	95
18	CC 2,5/18-GF-LR P20 THR	1836845	52	100
19	CC 2,5/19-GF-LR P20 THR	1836858	52	105
20	CC 2,5/20-GF-LR P20 THR	1836861	52	110
21	CC 2,5/21-GF-LR P20 THR	1836874	52	115
22	CC 2,5/22-GF-LR P20 THR	1836887	52	120
23	CC 2,5/23-GF-LR P20 THR	1836890	52	125
24	CC 2,5/24-GF-LR P20 THR	1836900	52	130



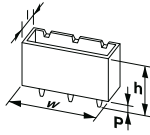
Technical data

Product Line	COMBICON Connectors M		
Connection system / type of contact	COMBICON MSTB 2,5 / Pin		
Locking	Lock & release threaded flange		
Electrical parameters			
rated current / nominal cross section	[A] / [mm <sup>2</sup> ]	12 / 2.5	
Surge voltage category/degree of pollution		III/3	II / 2
Rated insulation voltage	[V]	250	320
Rated surge voltage	[kV]	4	4
General data			
Type of insulation material / insulation material group	LCP / IIIa		
Flammability rating in accordance with UL 94	V0		
Certification data			
Note	More detailed information on the approval data can be found on our website.		

# COMBICON connectors M up to 2.5 mm<sup>2</sup> (14 AWG)

## PCB headers, Pitch: 5 mm

CCVA 2,5/...-G, Linear pinning



Dimensions	[mm]
Solder pin length [P]	2
Length [l]	8.57
Height [h]	14
Installed height	12



### Ordering data

No. of pos.	Type	Item No.	Pcs./ Pkt.	Width w [mm]
2	CCVA 2,5/ 2-G P20 THR	1837022	50	12.8
3	CCVA 2,5/ 3-G P20 THR	1837035	50	17.8
4	CCVA 2,5/ 4-G P20 THR	1837048	50	22.8
5	CCVA 2,5/ 5-G P20 THR	1837051	50	27.8
6	CCVA 2,5/ 6-G P20 THR	1837064	50	32.8
7	CCVA 2,5/ 7-G P20 THR	1837077	50	37.8
8	CCVA 2,5/ 8-G P20 THR	1837080	50	42.8
9	CCVA 2,5/ 9-G P20 THR	1837093	50	47.8
10	CCVA 2,5/10-G P20 THR	1837103	50	52.8
11	CCVA 2,5/11-G P20 THR	1837116	50	57.8
12	CCVA 2,5/12-G P20 THR	1837129	50	62.8
13	CCVA 2,5/13-G P20 THR	1837132	52	67.8
14	CCVA 2,5/14-G P20 THR	1837145	52	72.8
15	CCVA 2,5/15-G P20 THR	1837158	52	77.8
16	CCVA 2,5/16-G P20 THR	1837161	52	82.8
17	CCVA 2,5/17-G P20 THR	1837174	52	87.8
18	CCVA 2,5/18-G P20 THR	1837187	52	92.8
19	CCVA 2,5/19-G P20 THR	1837190	52	97.8
20	CCVA 2,5/20-G P20 THR	1837200	52	102.8
21	CCVA 2,5/21-G P20 THR	1837213	52	107.8
22	CCVA 2,5/22-G P20 THR	1837226	52	112.8
23	CCVA 2,5/23-G P20 THR	1837239	52	117.8
24	CCVA 2,5/24-G P20 THR	1837242	52	122.8

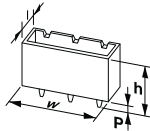


### Technical data

Product Line	COMBICON Connectors M		
Connection system / type of contact	COMBICON MSTB 2,5 / Pin		
Locking	without		
Electrical parameters			
rated current / nominal cross section	[A] / [mm <sup>2</sup> ]	12 / 2.5	
Surge voltage category/degree of pollution		III/3	II / 2
Rated insulation voltage	[V]	250	320 400
Rated surge voltage	[kV]	4	4 4
General data			
Type of insulation material / insulation material group	LCP / IIIa		
Flammability rating in accordance with UL 94	V0		
Certification data			
Note	More detailed information on the approval data can be found on our website.		

## PCB headers, Pitch: 5 mm

CCV 2,5/...-GF-LR, Linear pinning



Dimensions	[mm]
Solder pin length [P]	2
Length [l]	8.6
Height [h]	14
Installed height	12



### Ordering data

No. of pos.	Type	Item No.	Pcs./ Pkt.	Width w [mm]
2	CCV 2,5/ 2-GF-LR P20 THR	1837365	50	20
3	CCV 2,5/ 3-GF-LR P20 THR	1837378	50	25
4	CCV 2,5/ 4-GF-LR P20 THR	1837381	50	30
5	CCV 2,5/ 5-GF-LR P20 THR	1837394	50	35
6	CCV 2,5/ 6-GF-LR P20 THR	1837404	50	40
7	CCV 2,5/ 7-GF-LR P20 THR	1837417	50	45
8	CCV 2,5/ 8-GF-LR P20 THR	1837420	50	50
9	CCV 2,5/ 9-GF-LR P20 THR	1837433	50	55
10	CCV 2,5/10-GF-LR P20 THR	1837446	50	60
11	CCV 2,5/11-GF-LR P20 THR	1837459	50	65
12	CCV 2,5/12-GF-LR P20 THR	1837462	50	70
13	CCV 2,5/13-GF-LR P20 THR	1837475	52	75
14	CCV 2,5/14-GF-LR P20 THR	1837488	52	80
15	CCV 2,5/15-GF-LR P20 THR	1837491	52	85
16	CCV 2,5/16-GF-LR P20 THR	1837501	52	90
17	CCV 2,5/17-GF-LR P20 THR	1837514	52	95
18	CCV 2,5/18-GF-LR P20 THR	1837527	52	100
19	CCV 2,5/19-GF-LR P20 THR	1837530	52	105
20	CCV 2,5/20-GF-LR P20 THR	1837543	52	110
21	CCV 2,5/21-GF-LR P20 THR	1837556	52	115
22	CCV 2,5/22-GF-LR P20 THR	1837569	52	120
23	CCV 2,5/23-GF-LR P20 THR	1837572	52	125
24	CCV 2,5/24-GF-LR P20 THR	1837585	52	130



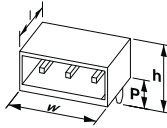
### Technical data

Product Line	COMBICON Connectors M		
Connection system / type of contact	COMBICON MSTB 2,5 / Pin		
Locking	Lock & release threaded flange		
Electrical parameters			
rated current / nominal cross section	[A] / [mm <sup>2</sup> ]	12 / 2.5	
Surge voltage category/degree of pollution		III/3	II / 2
Rated insulation voltage	[V]	250	320 400
Rated surge voltage	[kV]	4	4 4
General data			
Type of insulation material / insulation material group	LCP / IIIa		
Flammability rating in accordance with UL 94	V0		
Certification data			
Note	More detailed information on the approval data can be found on our website.		



PCB headers, Pitch: 5.08 mm

CCA 2,5/...-G, Linear pinning



Dimensions	[mm]
Solder pin length [P]	2.6
Length [l]	12
Height [h]	11.17
Installed height	8.57



Ordering data

No. of pos.	Type	Item No.	Pcs./ Pkt.	Width w [mm]
2	CCA 2,5/ 2-G-5,08 P26THR	1954919	50	12.96
3	CCA 2,5/ 3-G-5,08 P26THR	1954922	50	18.04
4	CCA 2,5/ 4-G-5,08 P26THR	1954935	50	23.12
5	CCA 2,5/ 5-G-5,08 P26THR	1954948	50	28.2
6	CCA 2,5/ 6-G-5,08 P26THR	1954951	50	33.28
7	CCA 2,5/ 7-G-5,08 P26THR	1954977	50	38.36
8	CCA 2,5/ 8-G-5,08 P26THR	1954980	50	43.44
9	CCA 2,5/ 9-G-5,08 P26THR	1954993	50	48.52
10	CCA 2,5/10-G-5,08 P26THR	1955002	50	53.6
11	CCA 2,5/11-G-5,08 P26THR	1955015	50	58.68
13	CCA 2,5/13-G-5,08 P26THR	1827647	52	68.84
14	CCA 2,5/14-G-5,08 P26THR	1827650	52	73.92
15	CCA 2,5/15-G-5,08 P26THR	1827663	52	79
16	CCA 2,5/16-G-5,08 P26THR	1827676	52	84.08
17	CCA 2,5/17-G-5,08 P26THR	1827689	52	89.16
18	CCA 2,5/18-G-5,08 P26THR	1827692	52	94.24
19	CCA 2,5/19-G-5,08 P26THR	1827702	52	99.32
20	CCA 2,5/20-G-5,08 P26THR	1827715	52	104.4
21	CCA 2,5/21-G-5,08 P26THR	1827728	52	109.48
22	CCA 2,5/22-G-5,08 P26THR	1827731	52	114.56
23	CCA 2,5/23-G-5,08 P26THR	1827744	52	119.64
24	CCA 2,5/24-G-5,08 P26THR	1827757	52	124.72

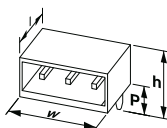


Technical data

Product Line	COMBICON Connectors M			
Connection system / type of contact	COMBICON MSTB 2,5 / Pin			
Locking	without			
Electrical parameters				
rated current / nominal cross section	[A] / [mm <sup>2</sup> ]	12 / 2.5		
Surge voltage category/degree of pollution		III/3	II / 2	
Rated insulation voltage	[V]	250	320	400
Rated surge voltage	[kV]	4	4	4
General data				
Type of insulation material / insulation material group	LCP / IIIa			
Flammability rating in accordance with UL 94	V0			
Certification data				
Note	More detailed information on the approval data can be found on our website.			

PCB headers, Pitch: 5.08 mm

CCA 2,5/...-G-RN, Linear pinning



Dimensions	[mm]
Solder pin length [P]	2.6
Length [l]	12
Height [h]	11.17
Installed height	8.57



Ordering data

No. of pos.	Type	Item No.	Pcs./ Pkt.	Width w [mm]
2	CCA 2,5/ 2-G-5,08 RNP26THR	1955167	50	15.98
3	CCA 2,5/ 3-G-5,08 RNP26THR	1955170	50	21.06
4	CCA 2,5/ 4-G-5,08 RNP26THR	1955183	50	26.14
5	CCA 2,5/ 5-G-5,08 RNP26THR	1955196	50	31.22
6	CCA 2,5/ 6-G-5,08 RNP26THR	1955206	50	36.3
7	CCA 2,5/ 7-G-5,08 RNP26THR	1955219	50	41.38
8	CCA 2,5/ 8-G-5,08 RNP26THR	1955222	50	46.46
9	CCA 2,5/ 9-G-5,08 RNP26THR	1955235	50	51.54
10	CCA 2,5/10-G-5,08 RNP26THR	1955248	50	56.62
11	CCA 2,5/11-G-5,08 RNP26THR	1955251	50	61.7
12	CCA 2,5/12-G-5,08 RNP26THR	1955264	50	66.78



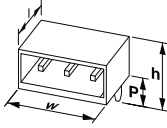
Technical data

Product Line	COMBICON Connectors M			
Connection system / type of contact	COMBICON MSTB 2,5 / Pin			
Locking	Engagement nose			
Electrical parameters				
rated current / nominal cross section	[A] / [mm <sup>2</sup> ]	12 / 2.5		
Surge voltage category/degree of pollution		III/3	II / 2	
Rated insulation voltage	[V]	250	320	400
Rated surge voltage	[kV]	4	4	4
General data				
Type of insulation material / insulation material group	LCP / IIIa			
Flammability rating in accordance with UL 94	V0			
Certification data				
Note	More detailed information on the approval data can be found on our website.			

# COMBICON connectors M up to 2.5 mm<sup>2</sup> (14 AWG)

## PCB headers, Pitch: 5.08 mm

CC 2,5/...-GF, Linear pinning



Dimensions	[mm]
Solder pin length [P]	2.6
Length [l]	12
Height [h]	11.17
Installed height	8.57



### Ordering data

No. of pos.	Type	Item No.	Pcs./ Pkt.	Width w [mm]
2	CC 2,5/ 2-GF-5,08 P26THR	1954692	50	20.32
3	CC 2,5/ 3-GF-5,08 P26THR	1954702	50	25.4
4	CC 2,5/ 4-GF-5,08 P26THR	1954715	50	30.48
5	CC 2,5/ 5-GF-5,08 P26THR	1954728	50	35.56
6	CC 2,5/ 6-GF-5,08 P26THR	1954731	50	40.64
7	CC 2,5/ 7-GF-5,08 P26THR	1954744	50	45.72
8	CC 2,5/ 8-GF-5,08 P26THR	1954757	50	50.8
9	CC 2,5/ 9-GF-5,08 P26THR	1954760	50	55.88
10	CC 2,5/10-GF-5,08 P26THR	1954773	50	60.96
11	CC 2,5/11-GF-5,08 P26THR	1954786	50	66.04
12	CC 2,5/12-GF-5,08 P26THR	1954799	50	71.12

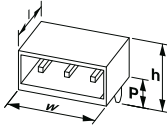


### Technical data

Product Line	COMBICON Connectors M		
Connection system / type of contact	COMBICON MSTB 2.5 / Pin		
Locking	Threaded flange		
Electrical parameters			
rated current / nominal cross section	[A] / [mm <sup>2</sup> ]	12 / 2.5	
Surge voltage category/degree of pollution		III/3	II / 2
Rated insulation voltage	[V]	250	320 400
Rated surge voltage	[kV]	4	4 4
General data			
Type of insulation material / insulation material group	LCP / IIIa		
Flammability rating in accordance with UL 94	V0		
Certification data			
Note	More detailed information on the approval data can be found on our website.		

## PCB headers, Pitch: 5.08 mm

CC 2,5/...-GF-LR, Linear pinning



Dimensions	[mm]
Solder pin length [P]	2.6
Length [l]	12
Height [h]	11.2
Installed height	8.6



### Ordering data

No. of pos.	Type	Item No.	Pcs./ Pkt.	Width w [mm]
2	CC 2,5/ 2-GF-5,08-LR P26THR	1792627	50	20.32
3	CC 2,5/ 3-GF-5,08-LR P26THR	1792630	50	25.4
4	CC 2,5/ 4-GF-5,08-LR P26THR	1792643	50	30.48
5	CC 2,5/ 5-GF-5,08-LR P26THR	1792656	50	35.56
6	CC 2,5/ 6-GF-5,08-LR P26THR	1792669	50	40.64
7	CC 2,5/ 7-GF-5,08-LR P26THR	1792672	50	45.72
8	CC 2,5/ 8-GF-5,08-LR P26THR	1792685	50	50.8
9	CC 2,5/ 9-GF-5,08-LR P26THR	1792698	50	55.88
10	CC 2,5/10-GF-5,08-LR P26THR	1792708	50	60.96
11	CC 2,5/11-GF-5,08-LR P26THR	1792711	50	66.04
12	CC 2,5/12-GF-5,08-LR P26THR	1792724	50	71.12
13	CC 2,5/13-GF-5,08-LR P26THR	1827524	52	76.15
14	CC 2,5/14-GF-5,08-LR P26THR	1827537	52	81.23
15	CC 2,5/15-GF-5,08-LR P26THR	1827540	52	86.31
16	CC 2,5/16-GF-5,08-LR P26THR	1827553	52	91.39
17	CC 2,5/17-GF-5,08-LR P26THR	1827566	52	96.47
18	CC 2,5/18-GF-5,08-LR P26THR	1827579	52	101.55
19	CC 2,5/19-GF-5,08-LR P26THR	1827582	52	106.63
20	CC 2,5/20-GF-5,08-LR P26THR	1827595	52	111.71
21	CC 2,5/21-GF-5,08-LR P26THR	1827605	52	116.79
22	CC 2,5/22-GF-5,08-LR P26THR	1827618	52	121.87
23	CC 2,5/23-GF-5,08-LR P26THR	1827621	52	126.95
24	CC 2,5/24-GF-5,08-LR P26THR	1827634	52	132.03

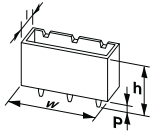


### Technical data

Product Line	COMBICON Connectors M		
Connection system / type of contact	COMBICON MSTB 2.5 / Pin		
Locking	Lock & release threaded flange		
Electrical parameters			
rated current / nominal cross section	[A] / [mm <sup>2</sup> ]	12 / 2.5	
Surge voltage category/degree of pollution		III/3	II / 2
Rated insulation voltage	[V]	250	320 400
Rated surge voltage	[kV]	4	4 4
General data			
Type of insulation material / insulation material group	LCP / IIIa		
Flammability rating in accordance with UL 94	V0		
Certification data			
Note	More detailed information on the approval data can be found on our website.		

PCB headers, Pitch: 5.08 mm

CCVA 2,5/..-G, Linear pinning



Dimensions	[mm]
Solder pin length [P]	2.6
Length [l]	8.6
Height [h]	14.6
Installed height	12



Ordering data

No. of pos.	Type	Item No.	Pcs./ Pkt.	Width w [mm]
2	CCVA 2,5/ 2-G-5,08 P26THR	1955853	50	12.96
3	CCVA 2,5/ 3-G-5,08 P26THR	1955866	50	18.04
4	CCVA 2,5/ 4-G-5,08 P26THR	1955879	50	23.12
5	CCVA 2,5/ 5-G-5,08 P26THR	1955882	50	28.2
6	CCVA 2,5/ 6-G-5,08 P26THR	1955895	50	33.28
7	CCVA 2,5/ 7-G-5,08 P26THR	1955905	50	38.36
8	CCVA 2,5/ 8-G-5,08 P26THR	1955918	50	43.44
10	CCVA 2,5/10-G-5,08 P26THR	1955934	50	53.6
11	CCVA 2,5/11-G-5,08 P26THR	1955947	50	58.68
12	CCVA 2,5/12-G-5,08 P26THR	1955950	50	63.76
13	CCVA 2,5/13-G-5,08 P26THR	1827883	52	68.84
14	CCVA 2,5/14-G-5,08 P26THR	1827896	52	73.92
15	CCVA 2,5/15-G-5,08 P26THR	1827906	52	79
16	CCVA 2,5/16-G-5,08 P26THR	1827919	52	84.08
17	CCVA 2,5/17-G-5,08 P26THR	1827922	52	89.16
18	CCVA 2,5/18-G-5,08 P26THR	1827935	52	94.24
19	CCVA 2,5/19-G-5,08 P26THR	1827948	52	99.32
20	CCVA 2,5/20-G-5,08 P26THR	1827951	52	104.4
21	CCVA 2,5/21-G-5,08 P26THR	1827964	52	109.48
22	CCVA 2,5/22-G-5,08 P26THR	1827977	52	114.56
23	CCVA 2,5/23-G-5,08 P26THR	1827980	52	119.64
24	CCVA 2,5/24-G-5,08 P26THR	1827993	52	124.72

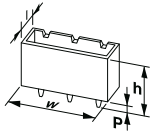


Technical data

Product Line	COMBICON Connectors M			
Connection system / type of contact	COMBICON MSTB 2,5 / Pin			
Locking	without			
Electrical parameters				
rated current / nominal cross section	[A] / [mm <sup>2</sup> ]	12 / 2.5		
Surge voltage category/degree of pollution		III/3	II / 2	
Rated insulation voltage	[V]	250	320	400
Rated surge voltage	[kV]	4	4	4
General data				
Type of insulation material / insulation material group	LCP / IIIa			
Flammability rating in accordance with UL 94	V0			
Certification data				
Note	More detailed information on the approval data can be found on our website.			

PCB headers, Pitch: 5.08 mm

CCVA 2,5/..-G-RN, Linear pinning



Dimensions	[mm]
Solder pin length [P]	2.6
Length [l]	8.6
Height [h]	14.6
Installed height	12



Ordering data

No. of pos.	Type	Item No.	Pcs./ Pkt.	Width w [mm]
2	CCVA 2,5/ 2-G-5,08 RNP26THR	1956085	50	15.98
3	CCVA 2,5/ 3-G-5,08 RNP26THR	1956098	50	21.06
4	CCVA 2,5/ 4-G-5,08 RNP26THR	1956108	50	26.14
5	CCVA 2,5/ 5-G-5,08 RNP26THR	1956111	50	31.22
6	CCVA 2,5/ 6-G-5,08 RNP26THR	1956124	50	36.3
7	CCVA 2,5/ 7-G-5,08 RNP26THR	1956137	50	41.38
8	CCVA 2,5/ 8-G-5,08 RNP26THR	1956140	50	46.46
9	CCVA 2,5/ 9-G-5,08 RNP26THR	1956153	50	51.54
10	CCVA 2,5/10-G-5,08 RNP26THR	1956166	50	56.62
11	CCVA 2,5/11-G-5,08 RNP26THR	1956179	50	61.7
12	CCVA 2,5/12-G-5,08 RNP26THR	1956182	50	66.78



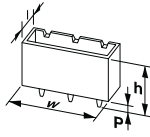
Technical data

Product Line	COMBICON Connectors M			
Connection system / type of contact	COMBICON MSTB 2,5 / Pin			
Locking	Engagement nose			
Electrical parameters				
rated current / nominal cross section	[A] / [mm <sup>2</sup> ]	12 / 2.5		
Surge voltage category/degree of pollution		III/3	II / 2	
Rated insulation voltage	[V]	250	320	400
Rated surge voltage	[kV]	4	4	4
General data				
Type of insulation material / insulation material group	LCP / IIIa			
Flammability rating in accordance with UL 94	V0			
Certification data				
Note	More detailed information on the approval data can be found on our website.			

# COMBICON connectors M up to 2.5 mm<sup>2</sup> (14 AWG)

## PCB headers, Pitch: 5.08 mm

CCV 2,5/...-GF, Linear pinning



Dimensions	[mm]
Solder pin length [P]	2.6
Length [l]	8.57
Height [h]	14.6
Installed height	12



### Ordering data

No. of pos.	Type	Item No.	Pcs./ Pkt.	Width w [mm]
2	CCV 2,5/ 2-GF-5,08 P26THR	1955633	50	20.27
3	CCV 2,5/ 3-GF-5,08 P26THR	1955646	50	25.35
4	CCV 2,5/ 4-GF-5,08 P26THR	1955659	50	30.43
5	CCV 2,5/ 5-GF-5,08 P26THR	1955662	50	35.51
6	CCV 2,5/ 6-GF-5,08 P26THR	1955675	50	40.59
7	CCV 2,5/ 7-GF-5,08 P26THR	1955688	50	45.67
8	CCV 2,5/ 8-GF-5,08 P26THR	1955691	50	50.75
9	CCV 2,5/ 9-GF-5,08 P26THR	1955701	50	55.83
10	CCV 2,5/10-GF-5,08 P26THR	1955714	50	60.91
11	CCV 2,5/11-GF-5,08 P26THR	1955727	50	65.99
12	CCV 2,5/12-GF-5,08 P26THR	1955730	50	71.07

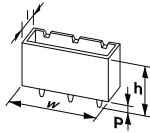


### Technical data

Product Line	COMBICON Connectors M		
Connection system / type of contact	COMBICON MSTB 2,5 / Pin		
Locking	Threaded flange		
Electrical parameters			
rated current / nominal cross section	[A] / [mm <sup>2</sup> ]	12 / 2,5	
Surge voltage category/degree of pollution		III/3	II / 2
Rated insulation voltage	[V]	250	320
Rated surge voltage	[kV]	4	4
General data			
Type of insulation material / insulation material group	LCP / IIIa		
Flammability rating in accordance with UL 94	V0		
Certification data			
Note	More detailed information on the approval data can be found on our website.		

## PCB headers, Pitch: 5.08 mm

CCV 2,5/...-GF-LR, Linear pinning



Dimensions	[mm]
Solder pin length [P]	2.6
Length [l]	8.6
Height [h]	14.6
Installed height	12



### Ordering data

No. of pos.	Type	Item No.	Pcs./ Pkt.	Width w [mm]
2	CCV 2,5/ 2-GF-5,08-LR P26THR	1792737	50	20.32
3	CCV 2,5/ 3-GF-5,08-LR P26THR	1792740	50	25.4
4	CCV 2,5/ 4-GF-5,08-LR P26THR	1792753	50	30.48
5	CCV 2,5/ 5-GF-5,08-LR P26THR	1792766	50	35.56
6	CCV 2,5/ 6-GF-5,08-LR P26THR	1792779	50	40.64
7	CCV 2,5/ 7-GF-5,08-LR P26THR	1792782	50	45.72
8	CCV 2,5/ 8-GF-5,08-LR P26THR	1792795	50	50.8
9	CCV 2,5/ 9-GF-5,08-LR P26THR	1792805	50	55.88
10	CCV 2,5/10-GF-5,08-LR P26THR	1792818	50	60.96
11	CCV 2,5/11-GF-5,08-LR P26THR	1792821	50	66.04
12	CCV 2,5/12-GF-5,08-LR P26THR	1792834	50	71.12
13	CCV 2,5/13-GF-5,08-LR P26THR	1827760	52	76.15
14	CCV 2,5/14-GF-5,08-LR P26THR	1827773	52	81.23
15	CCV 2,5/15-GF-5,08-LR P26THR	1827786	52	86.31
16	CCV 2,5/16-GF-5,08-LR P26THR	1827799	52	91.39
17	CCV 2,5/17-GF-5,08-LR P26THR	1827809	52	96.47
18	CCV 2,5/18-GF-5,08-LR P26THR	1827812	52	101.55
19	CCV 2,5/19-GF-5,08-LR P26THR	1827825	52	106.63
20	CCV 2,5/20-GF-5,08-LR P26THR	1827838	52	111.71
21	CCV 2,5/21-GF-5,08-LR P26THR	1827841	52	116.79
22	CCV 2,5/22-GF-5,08-LR P26THR	1827854	52	121.87
23	CCV 2,5/23-GF-5,08-LR P26THR	1827867	52	126.95
24	CCV 2,5/24-GF-5,08-LR P26THR	1827870	52	132.03

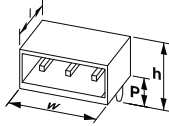


### Technical data

Product Line	COMBICON Connectors M		
Connection system / type of contact	COMBICON MSTB 2,5 / Pin		
Locking	Lock & release threaded flange		
Electrical parameters			
rated current / nominal cross section	[A] / [mm <sup>2</sup> ]	12 / 2,5	
Surge voltage category/degree of pollution		III/3	II / 2
Rated insulation voltage	[V]	250	320
Rated surge voltage	[kV]	4	4
General data			
Type of insulation material / insulation material group	LCP / IIIa		
Flammability rating in accordance with UL 94	V0		
Certification data			
Note	More detailed information on the approval data can be found on our website.		

PCB headers, Pitch: 5 mm

CCDN 2,5/...-G1-THR, Linear pinning



Dimensions	[mm]
Solder pin length [P]	2.6
Length [l]	17.6
Height [h]	22.7
Installed height	20.1



Ordering data

No. of pos.	Type	Item No.	Pcs./ Pkt.	Width w [mm]
2	CCDN 2,5/ 2-G1 P26 THR	1734280	50	12.8
3	CCDN 2,5/ 3-G1 P26 THR	1734287	50	17.8
4	CCDN 2,5/ 4-G1 P26 THR	1734290	50	22.8
5	CCDN 2,5/ 5-G1 P26 THR	1734300	50	27.8
6	CCDN 2,5/ 6-G1 P26 THR	1734313	50	32.8
7	CCDN 2,5/ 7-G1 P26 THR	1734326	50	37.8
8	CCDN 2,5/ 8-G1 P26 THR	1734339	50	42.8
9	CCDN 2,5/ 9-G1 P26 THR	1734342	50	47.8
10	CCDN 2,5/10-G1 P26 THR	1734355	50	52.8
11	CCDN 2,5/11-G1 P26 THR	1734368	50	57.8
12	CCDN 2,5/12-G1 P26 THR	1734371	50	62.8
13	CCDN 2,5/13-G1 P26 THR	1734384	50	67.8
14	CCDN 2,5/14-G1 P26 THR	1734397	50	72.8
15	CCDN 2,5/15-G1 P26 THR	1734407	50	77.8
16	CCDN 2,5/16-G1 P26 THR	1734410	50	82.8
17	CCDN 2,5/17-G1 P26 THR	1734423	50	87.8
18	CCDN 2,5/18-G1 P26 THR	1734436	50	92.8

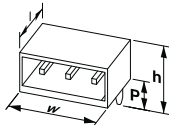


Technical data

Product Line	COMBICON Connectors M		
Connection system / type of contact	COMBICON MSTB 2,5 / Pin		
Locking	without		
Electrical parameters			
rated current / nominal cross section	[A] / [mm <sup>2</sup> ]	12 / 2.5	
Surge voltage category/degree of pollution		III/3	III / 2 II / 2
Rated insulation voltage	[V]	250	320 400
Rated surge voltage	[kV]	4	4 4
General data			
Type of insulation material / insulation material group	LCP / IIIa		
Flammability rating in accordance with UL 94	V0		
Certification data			
Note	More detailed information on the approval data can be found on our website.		

PCB headers, Pitch: 5.08 mm

CCDN 2,5/...-G1-THR, Linear pinning



Dimensions	[mm]
Solder pin length [P]	2.6
Length [l]	17.6
Height [h]	22.7
Installed height	20.1



Ordering data

No. of pos.	Type	Item No.	Pcs./ Pkt.	Width w [mm]
2	CCDN 2,5/ 2-G1-5,08 P26 THR	1753132	50	12.88
3	CCDN 2,5/ 3-G1-5,08 P26 THR	1753145	50	16.38
4	CCDN 2,5/ 4-G1-5,08 P26 THR	1753158	50	19.88
5	CCDN 2,5/ 5-G1-5,08 P26 THR	1753161	50	23.38
6	CCDN 2,5/ 6-G1-5,08 P26 THR	1753174	50	26.88
7	CCDN 2,5/ 7-G1-5,08 P26 THR	1753187	50	30.38
8	CCDN 2,5/ 8-G1-5,08 P26 THR	1753190	50	33.88
9	CCDN 2,5/ 9-G1-5,08 P26 THR	1753200	50	37.38
10	CCDN 2,5/10-G1-5,08 P26 THR	1753213	50	40.88
11	CCDN 2,5/11-G1-5,08 P26 THR	1753226	50	44.38
12	CCDN 2,5/12-G1-5,08 P26 THR	1753239	50	47.88
13	CCDN 2,5/13-G1-5,08 P26 THR	1753242	50	51.38
14	CCDN 2,5/14-G1-5,08 P26 THR	1753255	50	54.88
15	CCDN 2,5/15-G1-5,08 P26 THR	1753268	50	58.38
16	CCDN 2,5/16-G1-5,08 P26 THR	1753271	50	61.88
17	CCDN 2,5/17-G1-5,08 P26 THR	1753284	50	65.38
18	CCDN 2,5/18-G1-5,08 P26 THR	1753297	50	68.88



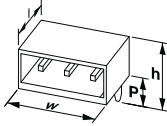
Technical data

Product Line	COMBICON Connectors M		
Connection system / type of contact	COMBICON MSTB 2,5 / Pin		
Locking	without		
Electrical parameters			
rated current / nominal cross section	[A] / [mm <sup>2</sup> ]	12 / 2.5	
Surge voltage category/degree of pollution		III/3	III / 2 II / 2
Rated insulation voltage	[V]	250	320 400
Rated surge voltage	[kV]	4	4 4
General data			
Type of insulation material / insulation material group	LCP / IIIa		
Flammability rating in accordance with UL 94	V0		
Certification data			
Note	More detailed information on the approval data can be found on our website.		

# COMBICON connectors M up to 2.5 mm<sup>2</sup> (14 AWG)

## PCB headers, Pitch: 5 mm

CCDN 2,5/...-G1F-THR, Linear pinning



Dimensions	[mm]
Solder pin length [P]	2.6
Length [l]	17.6
Height [h]	22.7
Installed height	20.1



### Ordering data

No. of pos.	Type	Item No.	Pcs./ Pkt.	Width w [mm]
2	CCDN 2,5/ 2-G1F P26 THR	1734449	50	19.96
3	CCDN 2,5/ 3-G1F P26 THR	1734452	50	24.96
4	CCDN 2,5/ 4-G1F P26 THR	1734465	50	29.96
5	CCDN 2,5/ 5-G1F P26 THR	1734478	50	34.96
6	CCDN 2,5/ 6-G1F P26 THR	1734481	50	39.96
7	CCDN 2,5/ 7-G1F P26 THR	1734494	50	44.96
8	CCDN 2,5/ 8-G1F P26 THR	1734504	50	49.96
9	CCDN 2,5/ 9-G1F P26 THR	1734517	50	54.96
10	CCDN 2,5/10-G1F P26 THR	1734520	50	59.96
11	CCDN 2,5/11-G1F P26 THR	1734533	50	64.96
12	CCDN 2,5/12-G1F P26 THR	1734546	50	69.96
13	CCDN 2,5/13-G1F P26 THR	1734559	50	74.96
14	CCDN 2,5/14-G1F P26 THR	1734562	50	79.96
15	CCDN 2,5/15-G1F P26 THR	1734575	50	84.96
16	CCDN 2,5/16-G1F P26 THR	1734588	50	89.96
17	CCDN 2,5/17-G1F P26 THR	1734591	50	94.96
18	CCDN 2,5/18-G1F P26 THR	1734601	50	99.96

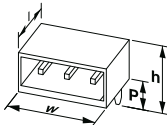


### Technical data

Product Line	COMBICON Connectors M			
Connection system / type of contact	COMBICON MSTB 2.5 / Pin			
Locking	Threaded flange			
Electrical parameters				
rated current / nominal cross section	[A] / [mm <sup>2</sup> ]	12 / 2.5		
Surge voltage category/degree of pollution		III/3	II / 2	
Rated insulation voltage	[V]	250	320	400
Rated surge voltage	[kV]	4	4	4
General data				
Type of insulation material / insulation material group	LCP / IIIa			
Flammability rating in accordance with UL 94	V0			
Certification data				
Note	More detailed information on the approval data can be found on our website.			

## PCB headers, Pitch: 5.08 mm

CCDN 2,5/...-G1F-THR, Linear pinning



Dimensions	[mm]
Solder pin length [P]	2.6
Length [l]	17.6
Height [h]	22.7
Installed height	20.1



### Ordering data

No. of pos.	Type	Item No.	Pcs./ Pkt.	Width w [mm]
2	CCDN 2,5/ 2-G1F-5,08 P26 THR	1753307	50	20.74
3	CCDN 2,5/ 3-G1F-5,08 P26 THR	1753310	50	25.82
4	CCDN 2,5/ 4-G1F-5,08 P26 THR	1753323	50	30.9
5	CCDN 2,5/ 5-G1F-5,08 P26 THR	1753336	50	35.98
6	CCDN 2,5/ 6-G1F-5,08 P26 THR	1753349	50	41.06
7	CCDN 2,5/ 7-G1F-5,08 P26 THR	1753352	50	46.14
8	CCDN 2,5/ 8-G1F-5,08 P26 THR	1753365	50	51.22
9	CCDN 2,5/ 9-G1F-5,08 P26 THR	1753378	50	56.3
10	CCDN 2,5/10-G1F-5,08 P26 THR	1753381	50	61.38
11	CCDN 2,5/11-G1F-5,08 P26 THR	1753394	50	66.46
12	CCDN 2,5/12-G1F-5,08 P26 THR	1753404	50	71.54
13	CCDN 2,5/13-G1F-5,08 P26 THR	1753417	50	76.62
14	CCDN 2,5/14-G1F-5,08 P26 THR	1753420	50	81.7
15	CCDN 2,5/15-G1F-5,08 P26 THR	1753433	50	86.78
16	CCDN 2,5/16-G1F-5,08 P26 THR	1753446	50	91.86
17	CCDN 2,5/17-G1F-5,08 P26 THR	1753459	50	96.94
18	CCDN 2,5/18-G1F-5,08 P26 THR	1753462	50	102.02

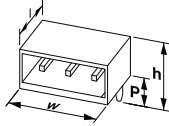


### Technical data

Product Line	COMBICON Connectors M			
Connection system / type of contact	COMBICON MSTB 2.5 / Pin			
Locking	Threaded flange			
Electrical parameters				
rated current / nominal cross section	[A] / [mm <sup>2</sup> ]	12 / 2.5		
Surge voltage category/degree of pollution		III/3	II / 2	
Rated insulation voltage	[V]	250	320	400
Rated surge voltage	[kV]	4	4	4
General data				
Type of insulation material / insulation material group	LCP / IIIa			
Flammability rating in accordance with UL 94	V0			
Certification data				
Note	More detailed information on the approval data can be found on our website.			

PCB headers, Pitch: 5.08 mm

MSTBO 2,5/..-GR, Linear pinning



Dimensions	[mm]
Solder pin length [P]	3.2
Length [l]	33.85
Height [h]	23.62
Installed height	20.42



Ordering data

No. of pos.	Type	Item No.	Pcs./ Pkt.	Width w [mm]
3	MSTBO 2,5/ 3-GR-5,08	1847110	50	15.19
4	MSTBO 2,5/ 4-GR-5,08	1847123	50	20.27
5	MSTBO 2,5/ 5-GR-5,08	1847136	50	25.35
6	MSTBO 2,5/ 6-GR-5,08	1847149	50	30.43
7	MSTBO 2,5/ 7-GR-5,08	1847152	50	35.51
8	MSTBO 2,5/ 8-GR-5,08	1847165	50	40.59

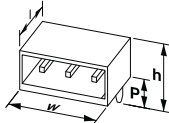


Technical data

Product Line	COMBICON Connectors M		
Connection system / type of contact	COMBICON MSTB 2,5 / Pin		
Locking	without		
Electrical parameters			
rated current / nominal cross section	[A] / [mm <sup>2</sup> ]	8 / 2,5	
Surge voltage category/degree of pollution		III/3	II / 2
Rated insulation voltage	[V]	250	320
Rated surge voltage	[kV]	4	4
General data			
Type of insulation material / insulation material group	PA / I		
Flammability rating in accordance with UL 94	V0		
Certification data			
Note	More detailed information on the approval data can be found on our website.		

PCB headers, Pitch: 5.08 mm

MSTBO 2,5/..-GL, Linear pinning



Dimensions	[mm]
Solder pin length [P]	3.2
Length [l]	33.9
Height [h]	23.62
Installed height	20.42



Ordering data

No. of pos.	Type	Item No.	Pcs./ Pkt.	Width w [mm]
3	MSTBO 2,5/ 3-GL-5,08	1850440	50	15.24
4	MSTBO 2,5/ 4-GL-5,08	1850453	50	20.32
5	MSTBO 2,5/ 5-GL-5,08	1850466	50	25.4
6	MSTBO 2,5/ 6-GL-5,08	1850479	50	30.48
7	MSTBO 2,5/ 7-GL-5,08	1850482	50	35.56
8	MSTBO 2,5/ 8-GL-5,08	1850495	50	40.64



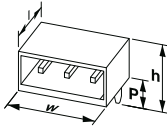
Technical data

Product Line	COMBICON Connectors M		
Connection system / type of contact	COMBICON MSTB 2,5 / Pin		
Locking	without		
Electrical parameters			
rated current / nominal cross section	[A] / [mm <sup>2</sup> ]	8 / 2,5	
Surge voltage category/degree of pollution		III/3	II / 2
Rated insulation voltage	[V]	250	320
Rated surge voltage	[kV]	4	4
General data			
Type of insulation material / insulation material group	PA / I		
Flammability rating in accordance with UL 94	V0		
Certification data			
Note	More detailed information on the approval data can be found on our website.		

# COMBICON connectors M up to 2.5 mm<sup>2</sup> (14 AWG)

## PCB headers, Pitch: 5 mm

MSTB 2,5/...-G, Linear pinning



Dimensions	[mm]
Solder pin length [P]	3.5
Length [l]	12
Height [h]	12.1
Installed height	8.6



### Ordering data

No. of pos.	Type	Item No.	Pcs./ Pkt.	Width w [mm]
2	MSTB 2,5/ 2-G	1754436	250	10
3	MSTB 2,5/ 3-G	1754452	250	15
4	MSTB 2,5/ 4-G	1754478	250	20
5	MSTB 2,5/ 5-G	1754494	250	25
6	MSTB 2,5/ 6-G	1754517	100	30
7	MSTB 2,5/ 7-G	1754533	100	35
8	MSTB 2,5/ 8-G	1754559	100	40
9	MSTB 2,5/ 9-G	1754575	100	45
10	MSTB 2,5/10-G	1754591	100	50
11	MSTB 2,5/11-G	1754614	50	55
12	MSTB 2,5/12-G	1754630	50	60

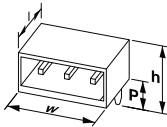


### Technical data

Product Line	COMBICON Connectors M		
Connection system / type of contact	COMBICON MSTB 2,5 / Pin		
Locking	without		
Electrical parameters			
rated current / nominal cross section	[A] / [mm <sup>2</sup> ]	12 / 2.5	
Surge voltage category/degree of pollution		III/3	II / 2
Rated insulation voltage	[V]	320	630
Rated surge voltage	[kV]	4	4
General data			
Type of insulation material / insulation material group	PA / I		
Flammability rating in accordance with UL 94	V0		
Certification data			
Note	More detailed information on the approval data can be found on our website.		

## PCB headers, Pitch: 5 mm

MSTB 2,5/...-G, Linear pinning



Dimensions	[mm]
Solder pin length [P]	3.5
Length [l]	12
Height [h]	12.1
Installed height	8.6



### Ordering data

No. of pos.	Type	Item No.	Pcs./ Pkt.	Width w [mm]
13	MSTB 2,5/13-G	1754656	50	65
14	MSTB 2,5/14-G	1754672	50	70
15	MSTB 2,5/15-G	1754698	50	75
16	MSTB 2,5/16-G	1754711	50	80
17	MSTB 2,5/17-G	1754737	50	85
18	MSTB 2,5/18-G	1754753	50	90
19	MSTB 2,5/19-G	1754779	50	95
20	MSTB 2,5/20-G	1754795	50	100
21	MSTB 2,5/21-G	1754818	50	105
22	MSTB 2,5/22-G	1754834	50	110
23	MSTB 2,5/23-G	1754850	50	115
24	MSTB 2,5/24-G	1754876	50	120



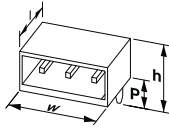
### Technical data

Product Line	COMBICON Connectors M		
Connection system / type of contact	COMBICON MSTB 2,5 / Pin		
Locking	without		
Electrical parameters			
rated current / nominal cross section	[A] / [mm <sup>2</sup> ]	12 / 2.5	
Surge voltage category/degree of pollution		III/3	II / 2
Rated insulation voltage	[V]	250	400
Rated surge voltage	[kV]	4	4
General data			
Type of insulation material / insulation material group	PBT / IIIa		
Flammability rating in accordance with UL 94	V0		
Certification data			
Note	More detailed information on the approval data can be found on our website.		



PCB headers, Pitch: 5.08 mm

MSTB 2,5/...-G, Linear pinning



Dimensions	[mm]
Solder pin length [P]	3.5
Length [l]	12
Height [h]	12.1
Installed height	8.6



Ordering data

No. of pos.	Type	Item No.	Pcs./ Pkt.	Width w [mm]
2	MSTB 2,5/ 2-G-5,08	1759017	250	10.16
3	MSTB 2,5/ 3-G-5,08	1759020	250	15.24
4	MSTB 2,5/ 4-G-5,08	1759033	250	20.32
5	MSTB 2,5/ 5-G-5,08	1759046	250	25.4
6	MSTB 2,5/ 6-G-5,08	1759059	100	30.48
7	MSTB 2,5/ 7-G-5,08	1759062	100	35.56
8	MSTB 2,5/ 8-G-5,08	1759075	100	40.64
9	MSTB 2,5/ 9-G-5,08	1759088	100	45.72
10	MSTB 2,5/10-G-5,08	1759091	100	50.8
11	MSTB 2,5/11-G-5,08	1759101	50	55.88
12	MSTB 2,5/12-G-5,08	1759114	50	60.96

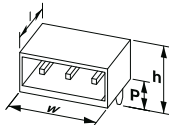


Technical data

Product Line	COMBICON Connectors M		
Connection system / type of contact	COMBICON MSTB 2,5 / Pin		
Locking	without		
Electrical parameters			
rated current / nominal cross section	[A] / [mm <sup>2</sup> ]	12 / 2.5	
Surge voltage category/degree of pollution		III/3	II / 2
Rated insulation voltage	[V]	320	630
Rated surge voltage	[kV]	4	4
General data			
Type of insulation material / insulation material group	PA / I		
Flammability rating in accordance with UL 94	V0		
Certification data			
Note	More detailed information on the approval data can be found on our website.		

PCB headers, Pitch: 5.08 mm

MSTB 2,5/...-G, Linear pinning



Dimensions	[mm]
Solder pin length [P]	3.5
Length [l]	12
Height [h]	12.1
Installed height	8.6



Ordering data

No. of pos.	Type	Item No.	Pcs./ Pkt.	Width w [mm]
13	MSTB 2,5/13-G-5,08	1759127	50	66.04
14	MSTB 2,5/14-G-5,08	1759130	50	71.12
15	MSTB 2,5/15-G-5,08	1759143	50	76.2
16	MSTB 2,5/16-G-5,08	1759156	50	81.28
17	MSTB 2,5/17-G-5,08	1759169	50	86.36
18	MSTB 2,5/18-G-5,08	1759172	50	91.44
19	MSTB 2,5/19-G-5,08	1759185	50	96.52
20	MSTB 2,5/20-G-5,08	1759198	50	101.6
21	MSTB 2,5/21-G-5,08	1759208	50	106.68
22	MSTB 2,5/22-G-5,08	1759211	50	111.76
23	MSTB 2,5/23-G-5,08	1759224	50	116.84
24	MSTB 2,5/24-G-5,08	1759237	50	121.92



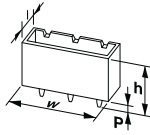
Technical data

Product Line	COMBICON Connectors M		
Connection system / type of contact	COMBICON MSTB 2,5 / Pin		
Locking	without		
Electrical parameters			
rated current / nominal cross section	[A] / [mm <sup>2</sup> ]	12 / 2.5	
Surge voltage category/degree of pollution		III/3	II / 2
Rated insulation voltage	[V]	250	400
Rated surge voltage	[kV]	4	4
General data			
Type of insulation material / insulation material group	PBT / IIIa		
Flammability rating in accordance with UL 94	V0		
Certification data			
Note	More detailed information on the approval data can be found on our website.		

# COMBICON connectors M up to 2.5 mm<sup>2</sup> (14 AWG)

## PCB headers, Pitch: 5 mm

MSTBV 2,5/..-G, Linear pinning



Dimensions	[mm]
Solder pin length [P]	3.9
Length [l]	8.6
Height [h]	15.9
Installed height	12



### Ordering data

No. of pos.	Type	Item No.	Pcs./ Pkt.	Width w [mm]
2	MSTBV 2,5/ 2-G	1753437	250	10
3	MSTBV 2,5/ 3-G	1753453	250	15
4	MSTBV 2,5/ 4-G	1753479	250	20
5	MSTBV 2,5/ 5-G	1753495	250	25
6	MSTBV 2,5/ 6-G	1753518	100	30
7	MSTBV 2,5/ 7-G	1753534	100	35
8	MSTBV 2,5/ 8-G	1753550	100	40
9	MSTBV 2,5/ 9-G	1753576	100	45
10	MSTBV 2,5/10-G	1753592	100	50
11	MSTBV 2,5/11-G	1753615	50	55
12	MSTBV 2,5/12-G	1753631	50	60

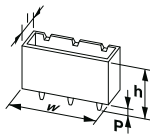


### Technical data

Product Line	COMBICON Connectors M		
Connection system / type of contact	COMBICON MSTB 2,5 / Pin		
Locking	without		
Electrical parameters			
rated current / nominal cross section	[A] / [mm <sup>2</sup> ]	12 / 2.5	
Surge voltage category/degree of pollution		III/3	II / 2
Rated insulation voltage	[V]	320	630
Rated surge voltage	[kV]	4	4
General data			
Type of insulation material / insulation material group	PA / I		
Flammability rating in accordance with UL 94	V0		
Certification data			
Note	More detailed information on the approval data can be found on our website.		

## PCB headers, Pitch: 5 mm

MSTBV 2,5/..-G, Linear pinning



Dimensions	[mm]
Solder pin length [P]	3.9
Length [l]	8.6
Height [h]	15.9
Installed height	12



### Ordering data

No. of pos.	Type	Item No.	Pcs./ Pkt.	Width w [mm]
13	MSTBV 2,5/13-G	1753657	50	65
14	MSTBV 2,5/14-G	1753673	50	70
15	MSTBV 2,5/15-G	1753699	50	75
16	MSTBV 2,5/16-G	1753712	50	80
17	MSTBV 2,5/17-G	1753738	50	85
18	MSTBV 2,5/18-G	1753754	50	90
19	MSTBV 2,5/19-G	1753770	50	95
20	MSTBV 2,5/20-G	1753796	50	100
21	MSTBV 2,5/21-G	1753819	50	105
22	MSTBV 2,5/22-G	1753835	50	110
23	MSTBV 2,5/23-G	1753851	50	115
24	MSTBV 2,5/24-G	1753877	50	120

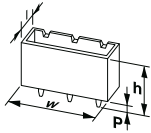



### Technical data

Product Line	COMBICON Connectors M		
Connection system / type of contact	COMBICON MSTB 2,5 / Pin		
Locking	without		
Electrical parameters			
rated current / nominal cross section	[A] / [mm <sup>2</sup> ]	12 / 2.5	
Surge voltage category/degree of pollution		III/3	II / 2
Rated insulation voltage	[V]	250	400
Rated surge voltage	[kV]	4	4
General data			
Type of insulation material / insulation material group	PBT / IIIa		
Flammability rating in accordance with UL 94	V0		
Certification data			
Note	More detailed information on the approval data can be found on our website.		

PCB headers, Pitch: 5.08 mm

MSTBV 2,5/...-G, Linear pinning



Dimensions	[mm]
Solder pin length [P]	3.9
Length [l]	8.57
Height [h]	15.9
Installed height	12



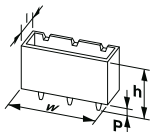
Ordering data

No. of pos.	Type	Item No.	Pcs./ Pkt.	Width w [mm]
2	MSTBV 2,5/ 2-G-5,08	1758018	250	10.16
3	MSTBV 2,5/ 3-G-5,08	1758021	250	15.24
4	MSTBV 2,5/ 4-G-5,08	1758034	250	20.32
5	MSTBV 2,5/ 5-G-5,08	1758047	250	25.4
6	MSTBV 2,5/ 6-G-5,08	1758050	100	30.48
7	MSTBV 2,5/ 7-G-5,08	1758063	100	35.56
8	MSTBV 2,5/ 8-G-5,08	1758076	100	40.64
9	MSTBV 2,5/ 9-G-5,08	1758089	100	45.72
10	MSTBV 2,5/10-G-5,08	1758092	100	50.8
11	MSTBV 2,5/11-G-5,08	1758102	50	55.88
12	MSTBV 2,5/12-G-5,08	1758115	50	60.96

Technical data	
Product Line	COMBICON Connectors M
Connection system / type of contact	COMBICON MSTB 2,5 / Pin
Locking	without
Electrical parameters	
rated current / nominal cross section	[A] / [mm <sup>2</sup> ] 12 / 2.5
Surge voltage category/degree of pollution	III/3 III / 2 II / 2
Rated insulation voltage	[V] 320 320 630
Rated surge voltage	[kV] 4 4 4
General data	
Type of insulation material / insulation material group	PA / I
Flammability rating in accordance with UL 94	V0
Certification data	
Note	More detailed information on the approval data can be found on our website.

PCB headers, Pitch: 5.08 mm

MSTBV 2,5/...-G, Linear pinning



Dimensions	[mm]
Solder pin length [P]	3.9
Length [l]	8.57
Height [h]	15.9
Installed height	12



Ordering data

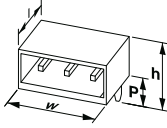
No. of pos.	Type	Item No.	Pcs./ Pkt.	Width w [mm]
13	MSTBV 2,5/13-G-5,08	1758128	50	66.04
14	MSTBV 2,5/14-G-5,08	1758131	50	71.12
15	MSTBV 2,5/15-G-5,08	1758144	50	76.2
16	MSTBV 2,5/16-G-5,08	1758157	50	81.28
17	MSTBV 2,5/17-G-5,08	1758160	50	86.36
18	MSTBV 2,5/18-G-5,08	1758173	50	91.44
19	MSTBV 2,5/19-G-5,08	1758186	50	96.52
20	MSTBV 2,5/20-G-5,08	1758199	50	101.6
21	MSTBV 2,5/21-G-5,08	1758209	50	106.68
22	MSTBV 2,5/22-G-5,08	1758212	50	111.76
23	MSTBV 2,5/23-G-5,08	1758225	50	116.84
24	MSTBV 2,5/24-G-5,08	1758238	50	121.92

Technical data	
Product Line	COMBICON Connectors M
Connection system / type of contact	COMBICON MSTB 2,5 / Pin
Locking	without
Electrical parameters	
rated current / nominal cross section	[A] / [mm <sup>2</sup> ] 12 / 2.5
Surge voltage category/degree of pollution	III/3 III / 2 II / 2
Rated insulation voltage	[V] 250 320 400
Rated surge voltage	[kV] 4 4 4
General data	
Type of insulation material / insulation material group	PBT / IIIa
Flammability rating in accordance with UL 94	V0
Certification data	
Note	More detailed information on the approval data can be found on our website.

# COMBICON connectors M up to 2.5 mm<sup>2</sup> (14 AWG)

## PCB headers, Pitch: 5 mm

MSTBA 2,5/..-G, Linear pinning



Dimensions	[mm]
Solder pin length [P]	3.5
Length [l]	12
Height [h]	12.1
Installed height	8.6



### Ordering data

No. of pos.	Type	Item No.	Pcs./ Pkt.	Width w [mm]
2	MSTBA 2,5/ 2-G	1757475	250	12.16
3	MSTBA 2,5/ 3-G	1757488	250	17
4	MSTBA 2,5/ 4-G	1757491	250	22
5	MSTBA 2,5/ 5-G	1757501	250	27
6	MSTBA 2,5/ 6-G	1757514	100	32
7	MSTBA 2,5/ 7-G	1755493	100	37
8	MSTBA 2,5/ 8-G	1757527	100	42
9	MSTBA 2,5/ 9-G	1757530	100	47
10	MSTBA 2,5/10-G	1757543	100	52
11	MSTBA 2,5/11-G	1757556	50	57
12	MSTBA 2,5/12-G	1757569	50	62

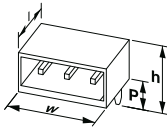


### Technical data

Product Line	COMBICON Connectors M		
Connection system / type of contact	COMBICON MSTB 2,5 / Pin		
Locking	without		
Electrical parameters			
rated current / nominal cross section	[A] / [mm <sup>2</sup> ]	12 / 2.5	
Surge voltage category/degree of pollution		III/3	II / 2
Rated insulation voltage	[V]	320	630
Rated surge voltage	[kV]	4	4
General data			
Type of insulation material / insulation material group	PA / I		
Flammability rating in accordance with UL 94	V0		
Certification data			
Note	More detailed information on the approval data can be found on our website.		

## PCB headers, Pitch: 5 mm

MSTBA 2,5/..-G, Linear pinning



Dimensions	[mm]
Solder pin length [P]	3.5
Length [l]	12
Height [h]	12.1
Installed height	8.6



### Ordering data

No. of pos.	Type	Item No.	Pcs./ Pkt.	Width w [mm]
13	MSTBA 2,5/13-G	1757572	50	67
14	MSTBA 2,5/14-G	1757585	50	72
15	MSTBA 2,5/15-G	1757598	50	77
16	MSTBA 2,5/16-G	1757608	50	82
17	MSTBA 2,5/17-G	1757611	50	87
18	MSTBA 2,5/18-G	1757624	50	92
19	MSTBA 2,5/19-G	1757637	50	97
20	MSTBA 2,5/20-G	1757640	50	102
21	MSTBA 2,5/21-G	1757653	50	107
22	MSTBA 2,5/22-G	1757666	50	112
23	MSTBA 2,5/23-G	1757679	50	117
24	MSTBA 2,5/24-G	1757682	50	122

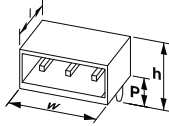


### Technical data

Product Line	COMBICON Connectors M		
Connection system / type of contact	COMBICON MSTB 2,5 / Pin		
Locking	without		
Electrical parameters			
rated current / nominal cross section	[A] / [mm <sup>2</sup> ]	12 / 2.5	
Surge voltage category/degree of pollution		III/3	II / 2
Rated insulation voltage	[V]	250	400
Rated surge voltage	[kV]	4	4
General data			
Type of insulation material / insulation material group	PBT / IIIa		
Flammability rating in accordance with UL 94	V0		
Certification data			
Note	More detailed information on the approval data can be found on our website.		

PCB headers, Pitch: 5.08 mm

MSTBA 2,5/..-G, Linear pinning



Dimensions	[mm]
Solder pin length [P]	3.5
Length [l]	12
Height [h]	12.1
Installed height	8.6



Ordering data

No. of pos.	Type	Item No.	Pcs./ Pkt.	Width w [mm]
2	MSTBA 2,5/ 2-G-5,08	1757242	250	12.16
3	MSTBA 2,5/ 3-G-5,08	1757255	250	17.16
4	MSTBA 2,5/ 4-G-5,08	1757268	250	22.24
5	MSTBA 2,5/ 5-G-5,08	1757271	250	27.32
6	MSTBA 2,5/ 6-G-5,08	1757284	100	32.4
7	MSTBA 2,5/ 7-G-5,08	1757297	100	37.48
8	MSTBA 2,5/ 8-G-5,08	1757307	100	42.56
9	MSTBA 2,5/ 9-G-5,08	1757310	100	47.64
10	MSTBA 2,5/10-G-5,08	1757323	100	52.72
11	MSTBA 2,5/11-G-5,08	1757336	50	57.8
12	MSTBA 2,5/12-G-5,08	1757349	50	62.88

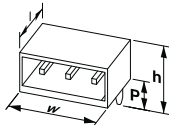


Technical data

Product Line	COMBICON Connectors M		
Connection system / type of contact	COMBICON MSTB 2,5 / Pin		
Locking	without		
Electrical parameters			
rated current / nominal cross section	[A] / [mm <sup>2</sup> ]	12 / 2.5	
Surge voltage category/degree of pollution		III/3	II / 2
Rated insulation voltage	[V]	320	630
Rated surge voltage	[kV]	4	4
General data			
Type of insulation material / insulation material group	PA / I		
Flammability rating in accordance with UL 94	V0		
Certification data			
Note	More detailed information on the approval data can be found on our website.		

PCB headers, Pitch: 5.08 mm

MSTBA 2,5/..-G, Linear pinning



Dimensions	[mm]
Solder pin length [P]	3.5
Length [l]	12
Height [h]	12.1
Installed height	8.6



Ordering data

No. of pos.	Type	Item No.	Pcs./ Pkt.	Width w [mm]
13	MSTBA 2,5/13-G-5,08	1757352	50	67.96
14	MSTBA 2,5/14-G-5,08	1757365	50	73.04
15	MSTBA 2,5/15-G-5,08	1757378	50	78.12
16	MSTBA 2,5/16-G-5,08	1757381	50	83.2
17	MSTBA 2,5/17-G-5,08	1757394	50	88.28
18	MSTBA 2,5/18-G-5,08	1757404	50	93.36
19	MSTBA 2,5/19-G-5,08	1757417	50	98.44
20	MSTBA 2,5/20-G-5,08	1757420	50	103.52
21	MSTBA 2,5/21-G-5,08	1757433	50	108.6
22	MSTBA 2,5/22-G-5,08	1757446	50	113.68
23	MSTBA 2,5/23-G-5,08	1757459	50	118.76
24	MSTBA 2,5/24-G-5,08	1757462	50	123.84



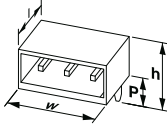
Technical data

Product Line	COMBICON Connectors M		
Connection system / type of contact	COMBICON MSTB 2,5 / Pin		
Locking	without		
Electrical parameters			
rated current / nominal cross section	[A] / [mm <sup>2</sup> ]	12 / 2.5	
Surge voltage category/degree of pollution		III/3	II / 2
Rated insulation voltage	[V]	250	400
Rated surge voltage	[kV]	4	4
General data			
Type of insulation material / insulation material group	PBT / IIIa		
Flammability rating in accordance with UL 94	V0		
Certification data			
Note	More detailed information on the approval data can be found on our website.		

# COMBICON connectors M up to 2.5 mm<sup>2</sup> (14 AWG)

## PCB headers, Pitch: 5 mm

MSTB 2,5/...-GF, Linear pinning



Dimensions	[mm]
Solder pin length [P]	3.5
Length [l]	12
Height [h]	12.1
Installed height	8.6



### Ordering data

No. of pos.	Type	Item No.	Pcs./ Pkt.	Width w [mm]
2	MSTB 2,5/ 2-GF	1776692	250	20
3	MSTB 2,5/ 3-GF	1776702	250	25
4	MSTB 2,5/ 4-GF	1776715	250	30
5	MSTB 2,5/ 5-GF	1776728	250	35
6	MSTB 2,5/ 6-GF	1776731	100	40
7	MSTB 2,5/ 7-GF	1776744	100	45
8	MSTB 2,5/ 8-GF	1776757	100	50
9	MSTB 2,5/ 9-GF	1776760	100	55
10	MSTB 2,5/10-GF	1776773	100	60
11	MSTB 2,5/11-GF	1776786	50	65
12	MSTB 2,5/12-GF	1776799	50	70
13	MSTB 2,5/13-GF	1776809	50	75
14	MSTB 2,5/14-GF	1776812	50	80
15	MSTB 2,5/15-GF	1776825	50	85
16	MSTB 2,5/16-GF	1776838	50	90
17	MSTB 2,5/17-GF	1776841	50	95
18	MSTB 2,5/18-GF	1776854	50	100
19	MSTB 2,5/19-GF	1776867	50	105
20	MSTB 2,5/20-GF	1776870	50	110

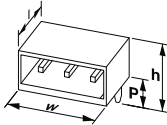


### Technical data

Product Line	COMBICON Connectors M		
Connection system / type of contact	COMBICON MSTB 2.5 / Pin		
Locking	Threaded flange		
Electrical parameters			
rated current / nominal cross section	[A] / [mm <sup>2</sup> ]	12 / 2.5	
Surge voltage category/degree of pollution		III/3	II / 2
Rated insulation voltage	[V]	250	320 400
Rated surge voltage	[kV]	4	4 4
General data			
Type of insulation material / insulation material group	PBT / IIIa		
Flammability rating in accordance with UL 94	V0		
Certification data			
Note	More detailed information on the approval data can be found on our website.		

## PCB headers, Pitch: 5.08 mm

MSTB 2,5/...-GF, Linear pinning



Dimensions	[mm]
Solder pin length [P]	3.5
Length [l]	12
Height [h]	12.1
Installed height	8.6



### Ordering data

No. of pos.	Type	Item No.	Pcs./ Pkt.	Width w [mm]
2	MSTB 2,5/ 2-GF-5,08	1776508	250	20.32
3	MSTB 2,5/ 3-GF-5,08	1776511	250	25.4
4	MSTB 2,5/ 4-GF-5,08	1776524	250	30.48
5	MSTB 2,5/ 5-GF-5,08	1776537	250	35.56
6	MSTB 2,5/ 6-GF-5,08	1776540	100	40.64
7	MSTB 2,5/ 7-GF-5,08	1776553	100	45.72
8	MSTB 2,5/ 8-GF-5,08	1776566	100	50.8
9	MSTB 2,5/ 9-GF-5,08	1776579	100	55.88
10	MSTB 2,5/10-GF-5,08	1776582	100	60.96
11	MSTB 2,5/11-GF-5,08	1776595	50	66.04
12	MSTB 2,5/12-GF-5,08	1776605	50	71.12
13	MSTB 2,5/13-GF-5,08	1776618	50	76.2
14	MSTB 2,5/14-GF-5,08	1776621	50	81.28
15	MSTB 2,5/15-GF-5,08	1776634	50	86.36
16	MSTB 2,5/16-GF-5,08	1776647	50	91.44
17	MSTB 2,5/17-GF-5,08	1776650	50	96.52
18	MSTB 2,5/18-GF-5,08	1776663	50	101.6
19	MSTB 2,5/19-GF-5,08	1776676	50	106.68
20	MSTB 2,5/20-GF-5,08	1776689	50	111.76
22	MSTB 2,5/22-GF-5,08	1898813	50	121.92
23	MSTB 2,5/23-GF-5,08	1712746	50	127
24	MSTB 2,5/24-GF-5,08	1712759	50	132.08

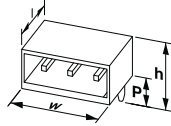


### Technical data

Product Line	COMBICON Connectors M		
Connection system / type of contact	COMBICON MSTB 2.5 / Pin		
Locking	Threaded flange		
Electrical parameters			
rated current / nominal cross section	[A] / [mm <sup>2</sup> ]	12 / 2.5	
Surge voltage category/degree of pollution		III/3	II / 2
Rated insulation voltage	[V]	250	320 400
Rated surge voltage	[kV]	4	4 4
General data			
Type of insulation material / insulation material group	PBT / IIIa		
Flammability rating in accordance with UL 94	V0		
Certification data			
Note	More detailed information on the approval data can be found on our website.		

PCB headers, Pitch: 5.08 mm

MSTB 2,5/..-GF-EX, Linear pinning



Dimensions	[mm]
Solder pin length [P]	3.5
Length [l]	12
Height [h]	12.1
Installed height	8.6



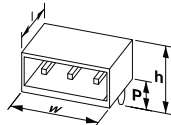
Ordering data

No. of pos.	Type	Item No.	Pcs./ Pkt.	Width w [mm]
2	MSTB 2,5/ 2-GF-5,08 EX	1795666	50	20.32
3	MSTB 2,5/ 3-GF-5,08 EX	1795679	50	25.4
4	MSTB 2,5/ 4-GF-5,08 EX	1795682	50	30.48
5	MSTB 2,5/ 5-GF-5,08 EX	1795695	50	35.56
6	MSTB 2,5/ 6-GF-5,08 EX	1795705	50	40.64
7	MSTB 2,5/ 7-GF-5,08 EX	1795718	50	45.72
8	MSTB 2,5/ 8-GF-5,08 EX	1795721	50	50.8
9	MSTB 2,5/ 9-GF-5,08 EX	1795734	50	55.88
10	MSTB 2,5/10-GF-5,08 EX	1795747	50	60.96
11	MSTB 2,5/11-GF-5,08 EX	1795750	50	66.04
12	MSTB 2,5/12-GF-5,08 EX	1795763	50	71.12

Technical data	
Product Line	COMBICON Connectors M
Connection system / type of contact	COMBICON MSTB 2,5 EX / Pin
Locking	Threaded flange
Ex marking	0344 Ex II 2GD / Ex eb IIC Gb
Examination certificate	KEMA 10ATEX0196 U
IECEx certificate	IECEx KEM 10.0093U
Electrical parameters	
rated current / nominal cross section	[A] / [mm <sup>2</sup> ] 12 / 2.5
Rated voltage	[V] 176
General data	
Type of insulation material / insulation material group	PA / I
Flammability rating in accordance with UL 94	V0

PCB headers, Pitch: 5.08 mm

MSTBA 2,5/..-G-LR, Linear pinning



Dimensions	[mm]
Solder pin length [P]	3.5
Length [l]	12
Height [h]	12.1
Installed height	8.6



Ordering data

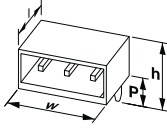
No. of pos.	Type	Item No.	Pcs./ Pkt.	Width w [mm]
2	MSTBA 2,5/ 2-G-5,08-LR	1809076	50	20.32
3	MSTBA 2,5/ 3-G-5,08-LR	1809089	50	25.4
4	MSTBA 2,5/ 4-G-5,08-LR	1809092	50	30.48
5	MSTBA 2,5/ 5-G-5,08-LR	1809102	50	35.56
6	MSTBA 2,5/ 6-G-5,08-LR	1809115	50	40.64
7	MSTBA 2,5/ 7-G-5,08-LR	1809128	50	45.72
8	MSTBA 2,5/ 8-G-5,08-LR	1809131	50	50.8
9	MSTBA 2,5/ 9-G-5,08-LR	1809144	50	55.88
10	MSTBA 2,5/10-G-5,08-LR	1809157	50	60.96
11	MSTBA 2,5/11-G-5,08-LR	1809160	50	66.04
12	MSTBA 2,5/12-G-5,08-LR	1809173	50	71.12
13	MSTBA 2,5/13-G-5,08-LR	1809186	50	76.2
14	MSTBA 2,5/14-G-5,08-LR	1809199	50	81.28
15	MSTBA 2,5/15-G-5,08-LR	1809209	50	86.36
16	MSTBA 2,5/16-G-5,08-LR	1809212	50	91.44
17	MSTBA 2,5/17-G-5,08-LR	1809225	50	96.52
18	MSTBA 2,5/18-G-5,08-LR	1809238	50	101.6
19	MSTBA 2,5/19-G-5,08-LR	1809241	50	106.68
20	MSTBA 2,5/20-G-5,08-LR	1809254	50	111.76

Technical data	
Product Line	COMBICON Connectors M
Connection system / type of contact	COMBICON MSTB 2,5 / Pin
Locking	Lock & release threaded flange
Electrical parameters	
rated current / nominal cross section	[A] / [mm <sup>2</sup> ] 12 / 2.5
Surge voltage category/degree of pollution	III/3 III / 2 II / 2
Rated insulation voltage	[V] 250 320 400
Rated surge voltage	[kV] 4 4 4
General data	
Type of insulation material / insulation material group	PBT / IIIa
Flammability rating in accordance with UL 94	V0
Certification data	
Note	More detailed information on the approval data can be found on our website.

# COMBICON connectors M up to 2.5 mm<sup>2</sup> (14 AWG)

## PCB headers, Pitch: 5 mm

MSTBA 2,5/..-G-RN, Linear pinning



Dimensions	[mm]
Solder pin length [P]	3.5
Length [l]	12
Height [h]	12.1
Installed height	8.6



### Ordering data

No. of pos.	Type	Item No.	Pcs./ Pkt.	Width w [mm]
2	MSTBA 2,5/ 2-G-RN	1944783	50	15.82
3	MSTBA 2,5/ 3-G-RN	1944796	50	20.82
4	MSTBA 2,5/ 4-G-RN	1944806	50	25.82
5	MSTBA 2,5/ 5-G-RN	1944819	50	30.82
6	MSTBA 2,5/ 6-G-RN	1944822	50	35.82
7	MSTBA 2,5/ 7-G-RN	1944835	50	40.82
8	MSTBA 2,5/ 8-G-RN	1944848	50	45.82
9	MSTBA 2,5/ 9-G-RN	1944851	50	50.82
10	MSTBA 2,5/10-G-RN	1944864	50	55.82
11	MSTBA 2,5/11-G-RN	1944877	50	60.82
12	MSTBA 2,5/12-G-RN	1944880	50	65.82
13	MSTBA 2,5/13-G-RN	1944893	50	70.82
14	MSTBA 2,5/14-G-RN	1944903	50	75.82
15	MSTBA 2,5/15-G-RN	1944916	50	80.82
16	MSTBA 2,5/16-G-RN	1944929	50	85.82
17	MSTBA 2,5/17-G-RN	1944932	50	90.82
18	MSTBA 2,5/18-G-RN	1944945	50	95.82
19	MSTBA 2,5/19-G-RN	1944958	50	100.82
20	MSTBA 2,5/20-G-RN	1944961	50	105.82

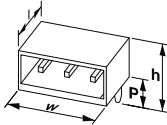


### Technical data

Product Line	COMBICON Connectors M		
Connection system / type of contact	COMBICON MSTB 2.5 / Pin		
Locking	Engagement nose		
Electrical parameters			
rated current / nominal cross section	[A] / [mm <sup>2</sup> ]	12 / 2.5	
Surge voltage category/degree of pollution		III/3	II / 2
Rated insulation voltage	[V]	250	320 400
Rated surge voltage	[kV]	4	4 4
General data			
Type of insulation material / insulation material group	PBT / IIIa		
Flammability rating in accordance with UL 94	V0		
Certification data			
Note	More detailed information on the approval data can be found on our website.		

## PCB headers, Pitch: 5.08 mm

MSTBA 2,5/..-G-RN, Linear pinning



Dimensions	[mm]
Solder pin length [P]	3.5
Length [l]	12
Height [h]	12.1
Installed height	8.6



### Ordering data

No. of pos.	Type	Item No.	Pcs./ Pkt.	Width w [mm]
2	MSTBA 2,5/ 2-G-5,08-RN	1926015	50	15.98
3	MSTBA 2,5/ 3-G-5,08-RN	1926028	50	21.06
4	MSTBA 2,5/ 4-G-5,08-RN	1926031	50	26.14
5	MSTBA 2,5/ 5-G-5,08-RN	1926044	50	31.22
6	MSTBA 2,5/ 6-G-5,08-RN	1926057	50	36.3
7	MSTBA 2,5/ 7-G-5,08-RN	1926060	50	41.38
8	MSTBA 2,5/ 8-G-5,08-RN	1926073	50	46.46
9	MSTBA 2,5/ 9-G-5,08-RN	1926086	50	51.54
10	MSTBA 2,5/10-G-5,08-RN	1926099	50	56.62
11	MSTBA 2,5/11-G-5,08-RN	1926109	50	61.7
12	MSTBA 2,5/12-G-5,08-RN	1926112	50	66.78
13	MSTBA 2,5/13-G-5,08-RN	1926125	50	71.86
14	MSTBA 2,5/14-G-5,08-RN	1926138	50	76.94
15	MSTBA 2,5/15-G-5,08-RN	1926141	50	82.02
16	MSTBA 2,5/16-G-5,08-RN	1926154	50	87.1
18	MSTBA 2,5/18-G-5,08-RN	1926170	50	97.26



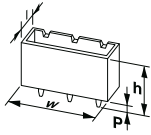
### Technical data

Product Line	COMBICON Connectors M		
Connection system / type of contact	COMBICON MSTB 2,5 / Pin		
Locking	Engagement nose		
Electrical parameters			
rated current / nominal cross section	[A] / [mm <sup>2</sup> ]	12 / 2.5	
Surge voltage category/degree of pollution		III/3	II / 2
Rated insulation voltage	[V]	250	320 400
Rated surge voltage	[kV]	4	4 4
General data			
Type of insulation material / insulation material group	PBT / IIIa		
Flammability rating in accordance with UL 94	V0		
Certification data			
Note	More detailed information on the approval data can be found on our website.		



PCB headers, Pitch: 5 mm

MSTBVA 2,5/...-G, Linear pinning



Dimensions	[mm]
Solder pin length [P]	3.9
Length [l]	8.57
Height [h]	15.9
Installed height	12



Ordering data

No. of pos.	Type	Item No.	Pcs./ Pkt.	Width w [mm]
2	MSTBVA 2,5/ 2-G	1755516	250	12
3	MSTBVA 2,5/ 3-G	1755529	250	17
4	MSTBVA 2,5/ 4-G	1755532	250	22
5	MSTBVA 2,5/ 5-G	1755545	250	27
6	MSTBVA 2,5/ 6-G	1755558	100	32
7	MSTBVA 2,5/ 7-G	1755561	100	37
8	MSTBVA 2,5/ 8-G	1755574	100	42
9	MSTBVA 2,5/ 9-G	1755587	100	47
10	MSTBVA 2,5/10-G	1755503	100	52
11	MSTBVA 2,5/11-G	1755590	50	57
12	MSTBVA 2,5/12-G	1755600	50	62

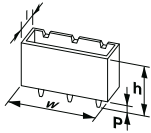


Technical data

Product Line	COMBICON Connectors M		
Connection system / type of contact	COMBICON MSTB 2,5 / Pin		
Locking	without		
Electrical parameters			
rated current / nominal cross section	[A] / [mm <sup>2</sup> ]	12 / 2.5	
Surge voltage category/degree of pollution		III/3	II / 2
Rated insulation voltage	[V]	320	320 630
Rated surge voltage	[kV]	4	4 4
General data			
Type of insulation material / insulation material group	PA / I		
Flammability rating in accordance with UL 94	V0		
Certification data			
Note	More detailed information on the approval data can be found on our website.		

PCB headers, Pitch: 5 mm

MSTBVA 2,5/...-G, Linear pinning

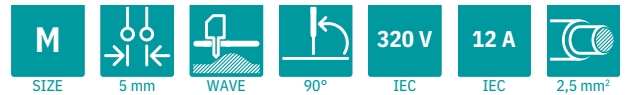


Dimensions	[mm]
Solder pin length [P]	3.9
Length [l]	8.6
Height [h]	15.9
Installed height	12



Ordering data

No. of pos.	Type	Item No.	Pcs./ Pkt.	Width w [mm]
13	MSTBVA 2,5/13-G	1755613	50	67
14	MSTBVA 2,5/14-G	1755626	50	72
15	MSTBVA 2,5/15-G	1755639	50	77
16	MSTBVA 2,5/16-G	1755642	50	82
17	MSTBVA 2,5/17-G	1755655	50	87
18	MSTBVA 2,5/18-G	1755668	50	92
19	MSTBVA 2,5/19-G	1755671	50	97
20	MSTBVA 2,5/20-G	1755684	50	102
21	MSTBVA 2,5/21-G	1755697	50	107
22	MSTBVA 2,5/22-G	1755707	50	112
23	MSTBVA 2,5/23-G	1755710	50	117
24	MSTBVA 2,5/24-G	1755723	50	122



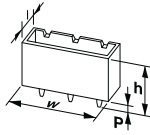
Technical data

Product Line	COMBICON Connectors M		
Connection system / type of contact	COMBICON MSTB 2,5 / Pin		
Locking	without		
Electrical parameters			
rated current / nominal cross section	[A] / [mm <sup>2</sup> ]	12 / 2.5	
Surge voltage category/degree of pollution		III/3	II / 2
Rated insulation voltage	[V]	250	320 400
Rated surge voltage	[kV]	4	4 4
General data			
Type of insulation material / insulation material group	PBT / IIIa		
Flammability rating in accordance with UL 94	V0		
Certification data			
Note	More detailed information on the approval data can be found on our website.		

# COMBICON connectors M up to 2.5 mm<sup>2</sup> (14 AWG)

## PCB headers, Pitch: 5.08 mm

MSTBVA 2,5/...-G, Linear pinning



Dimensions	[mm]
Solder pin length [P]	3.9
Length [l]	8.6
Height [h]	15.9
Installed height	12



### Ordering data

No. of pos.	Type	Item No.	Pcs./ Pkt.	Width w [mm]
2	MSTBVA 2,5/ 2-G-5,08	1755736	250	12.16
3	MSTBVA 2,5/ 3-G-5,08	1755749	250	17.24
4	MSTBVA 2,5/ 4-G-5,08	1755752	250	22.32
5	MSTBVA 2,5/ 5-G-5,08	1755765	250	27.4
6	MSTBVA 2,5/ 6-G-5,08	1755778	100	32.48
7	MSTBVA 2,5/ 7-G-5,08	1755781	100	37.56
8	MSTBVA 2,5/ 8-G-5,08	1755794	100	42.64
9	MSTBVA 2,5/ 9-G-5,08	1755804	100	47.72
10	MSTBVA 2,5/10-G-5,08	1755817	100	52.8
11	MSTBVA 2,5/11-G-5,08	1755820	50	57.88
12	MSTBVA 2,5/12-G-5,08	1755833	50	62.96

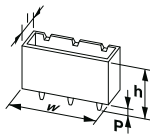


### Technical data

Product Line	COMBICON Connectors M		
Connection system / type of contact	COMBICON MSTB 2,5 / Pin		
Locking	without		
Electrical parameters			
rated current / nominal cross section	[A] / [mm <sup>2</sup> ]	12 / 2.5	
Surge voltage category/degree of pollution		III/3	II / 2
Rated insulation voltage	[V]	320	630
Rated surge voltage	[kV]	4	4
General data			
Type of insulation material / insulation material group	PA / I		
Flammability rating in accordance with UL 94	V0		
Certification data			
Note	More detailed information on the approval data can be found on our website.		

## PCB headers, Pitch: 5.08 mm

MSTBVA 2,5/...-G, Linear pinning



Dimensions	[mm]
Solder pin length [P]	3.9
Length [l]	8.6
Height [h]	15.9
Installed height	12



### Ordering data

No. of pos.	Type	Item No.	Pcs./ Pkt.	Width w [mm]
13	MSTBVA 2,5/13-G-5,08	1755846	50	68.04
14	MSTBVA 2,5/14-G-5,08	1755859	50	73.12
15	MSTBVA 2,5/15-G-5,08	1755862	50	78.2
16	MSTBVA 2,5/16-G-5,08	1755875	50	83.28
17	MSTBVA 2,5/17-G-5,08	1755888	50	88.36
18	MSTBVA 2,5/18-G-5,08	1755891	50	93.44
19	MSTBVA 2,5/19-G-5,08	1755901	50	98.52
20	MSTBVA 2,5/20-G-5,08	1755914	50	103.6
21	MSTBVA 2,5/21-G-5,08	1755927	50	108.68
22	MSTBVA 2,5/22-G-5,08	1755930	50	113.76
23	MSTBVA 2,5/23-G-5,08	1755943	50	118.84
24	MSTBVA 2,5/24-G-5,08	1755956	50	123.92

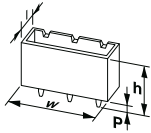


### Technical data

Product Line	COMBICON Connectors M		
Connection system / type of contact	COMBICON MSTB 2,5 / Pin		
Locking	without		
Electrical parameters			
rated current / nominal cross section	[A] / [mm <sup>2</sup> ]	12 / 2.5	
Surge voltage category/degree of pollution		III/3	II / 2
Rated insulation voltage	[V]	250	400
Rated surge voltage	[kV]	4	4
General data			
Type of insulation material / insulation material group	PBT / IIIa		
Flammability rating in accordance with UL 94	V0		
Certification data			
Note	More detailed information on the approval data can be found on our website.		

PCB headers, Pitch: 5 mm

MSTBV 2,5/...-GF, Linear pinning



Dimensions	[mm]
Solder pin length [P]	3.9
Length [l]	8.6
Height [h]	15.9
Installed height	12



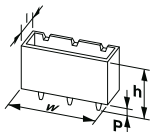
Ordering data

No. of pos.	Type	Item No.	Pcs./ Pkt.	Width w [mm]
2	MSTBV 2,5/ 2-GF	1776883	250	20
3	MSTBV 2,5/ 3-GF	1776896	250	25
4	MSTBV 2,5/ 4-GF	1776906	250	30
5	MSTBV 2,5/ 5-GF	1776919	250	35
6	MSTBV 2,5/ 6-GF	1776922	100	39.95
7	MSTBV 2,5/ 7-GF	1776935	100	45
8	MSTBV 2,5/ 8-GF	1776948	100	50
9	MSTBV 2,5/ 9-GF	1776951	100	55
10	MSTBV 2,5/10-GF	1776964	100	60
11	MSTBV 2,5/11-GF	1776977	50	65
12	MSTBV 2,5/12-GF	1776980	50	70
13	MSTBV 2,5/13-GF	1776993	50	75
14	MSTBV 2,5/14-GF	1777002	50	80
15	MSTBV 2,5/15-GF	1777015	50	85
16	MSTBV 2,5/16-GF	1777028	50	90
17	MSTBV 2,5/17-GF	1777031	50	95
18	MSTBV 2,5/18-GF	1777044	50	100
19	MSTBV 2,5/19-GF	1777057	50	105
20	MSTBV 2,5/20-GF	1777060	50	110

Technical data	
Product Line	COMBICON Connectors M
Connection system / type of contact	COMBICON MSTB 2,5 / Pin
Locking	Threaded flange
Electrical parameters	
rated current / nominal cross section	[A] / [mm <sup>2</sup> ] 12 / 2.5
Surge voltage category/degree of pollution	III/3 III / 2 II / 2
Rated insulation voltage	[V] 250 320 400
Rated surge voltage	[kV] 4 4 4
General data	
Type of insulation material / insulation material group	PBT / IIIa
Flammability rating in accordance with UL 94	V0
Certification data	
Note	More detailed information on the approval data can be found on our website.

PCB headers, Pitch: 5.08 mm

MSTBV 2,5/...-GF, Linear pinning



Dimensions	[mm]
Solder pin length [P]	3.9
Length [l]	8.6
Height [h]	15.9
Installed height	12



Ordering data

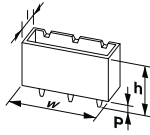
No. of pos.	Type	Item No.	Pcs./ Pkt.	Width w [mm]
2	MSTBV 2,5/ 2-GF-5,08	1777073	250	20.32
3	MSTBV 2,5/ 3-GF-5,08	1777086	250	25.4
4	MSTBV 2,5/ 4-GF-5,08	1777099	250	30.48
5	MSTBV 2,5/ 5-GF-5,08	1777109	250	35.56
6	MSTBV 2,5/ 6-GF-5,08	1777112	100	40.64
7	MSTBV 2,5/ 7-GF-5,08	1777125	100	45.72
8	MSTBV 2,5/ 8-GF-5,08	1777138	100	50.8
9	MSTBV 2,5/ 9-GF-5,08	1777141	100	55.88
10	MSTBV 2,5/10-GF-5,08	1777154	100	60.96
11	MSTBV 2,5/11-GF-5,08	1777167	50	66.04
12	MSTBV 2,5/12-GF-5,08	1777170	50	71.12
13	MSTBV 2,5/13-GF-5,08	1777183	50	76.2
14	MSTBV 2,5/14-GF-5,08	1777196	50	81.28
15	MSTBV 2,5/15-GF-5,08	1777206	50	86.36
16	MSTBV 2,5/16-GF-5,08	1777219	50	91.44
17	MSTBV 2,5/17-GF-5,08	1777222	50	96.52
18	MSTBV 2,5/18-GF-5,08	1777235	50	101.6
19	MSTBV 2,5/19-GF-5,08	1777248	50	106.68
20	MSTBV 2,5/20-GF-5,08	1777251	50	111.76
21	MSTBV 2,5/21-GF-5,08	1712762	50	116.84
22	MSTBV 2,5/22-GF-5,08	1712775	50	121.92
23	MSTBV 2,5/23-GF-5,08	1712788	50	127
24	MSTBV 2,5/24-GF-5,08	1712791	50	132.08

Technical data	
Product Line	COMBICON Connectors M
Connection system / type of contact	COMBICON MSTB 2,5 / Pin
Locking	Threaded flange
Electrical parameters	
rated current / nominal cross section	[A] / [mm <sup>2</sup> ] 12 / 2.5
Surge voltage category/degree of pollution	III/3 III / 2 II / 2
Rated insulation voltage	[V] 250 320 400
Rated surge voltage	[kV] 4 4 4
General data	
Type of insulation material / insulation material group	PBT / IIIa
Flammability rating in accordance with UL 94	V0
Certification data	
Note	More detailed information on the approval data can be found on our website.

# COMBICON connectors M up to 2.5 mm<sup>2</sup> (14 AWG)

## PCB headers, Pitch: 5.08 mm

MSTBV 2,5/...-GF-EX, Linear pinning



Dimensions	[mm]
Solder pin length [P]	3.9
Length [l]	8.6
Height [h]	15.9
Installed height	12



### Ordering data

No. of pos.	Type	Item No.	Pcs./ Pkt.	Width w [mm]
2	MSTBV 2,5/ 2-GF-5,08 EX	1796322	50	20.32
3	MSTBV 2,5/ 3-GF-5,08 EX	1796335	50	25.4
4	MSTBV 2,5/ 4-GF-5,08 EX	1796348	50	30.48
5	MSTBV 2,5/ 5-GF-5,08 EX	1796351	50	35.56
6	MSTBV 2,5/ 6-GF-5,08 EX	1796364	50	40.64
7	MSTBV 2,5/ 7-GF-5,08 EX	1796377	50	45.72
8	MSTBV 2,5/ 8-GF-5,08 EX	1796380	50	50.8
9	MSTBV 2,5/ 9-GF-5,08 EX	1796393	50	55.88
10	MSTBV 2,5/10-GF-5,08 EX	1796403	50	60.96
11	MSTBV 2,5/11-GF-5,08 EX	1796416	50	66.04
12	MSTBV 2,5/12-GF-5,08 EX	1796429	50	71.12

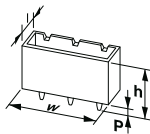


### Technical data

Product Line	COMBICON Connectors M		
Connection system / type of contact	COMBICON MSTB 2,5 / Pin		
Locking	Threaded flange		
Ex marking	0344 Ex II 2GD / Ex eb IIC Gb		
Examination certificate	KEMA 10ATEX0196 U		
IECEx certificate	IECEx KEM 10.0093U		
<b>Electrical parameters</b>			
rated current / nominal cross section	[A] / [mm <sup>2</sup> ]	12 / 2.5	
Rated voltage	[V]	176	
<b>General data</b>			
Type of insulation material / insulation material group	PA / I		
Flammability rating in accordance with UL 94	V0		

## PCB headers, Pitch: 5 mm

MSTBVA 2,5/...-G-RN, Linear pinning



Dimensions	[mm]
Solder pin length [P]	3.9
Length [l]	8.6
Height [h]	15.9
Installed height	12



### Ordering data

No. of pos.	Type	Item No.	Pcs./ Pkt.	Width w [mm]
2	MSTBVA 2,5/ 2-G-RN	1944592	50	12
3	MSTBVA 2,5/ 3-G-RN	1944602	50	17
4	MSTBVA 2,5/ 4-G-RN	1944615	50	22
5	MSTBVA 2,5/ 5-G-RN	1944628	50	27
6	MSTBVA 2,5/ 6-G-RN	1944631	50	32
7	MSTBVA 2,5/ 7-G-RN	1944644	50	37
8	MSTBVA 2,5/ 8-G-RN	1944657	50	42
9	MSTBVA 2,5/ 9-G-RN	1944660	50	47
10	MSTBVA 2,5/10-G-RN	1944673	50	52
11	MSTBVA 2,5/11-G-RN	1944686	50	57
12	MSTBVA 2,5/12-G-RN	1944699	50	62
13	MSTBVA 2,5/13-G-RN	1944709	50	67
14	MSTBVA 2,5/14-G-RN	1944712	50	72
15	MSTBVA 2,5/15-G-RN	1944725	50	77
16	MSTBVA 2,5/16-G-RN	1944738	50	82
17	MSTBVA 2,5/17-G-RN	1944741	50	87
18	MSTBVA 2,5/18-G-RN	1944754	50	92
19	MSTBVA 2,5/19-G-RN	1944767	50	97
20	MSTBVA 2,5/20-G-RN	1944770	50	102

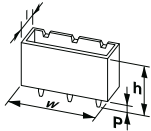


### Technical data

Product Line	COMBICON Connectors M		
Connection system / type of contact	COMBICON MSTB 2,5 / Pin		
Locking	Engagement nose		
<b>Electrical parameters</b>			
rated current / nominal cross section	[A] / [mm <sup>2</sup> ]	12 / 2.5	
Surge voltage category/degree of pollution		III/3	III / 2 II / 2
Rated insulation voltage	[V]	250	320 400
Rated surge voltage	[kV]	4	4 4
<b>General data</b>			
Type of insulation material / insulation material group	PBT / IIIa		
Flammability rating in accordance with UL 94	V0		
<b>Certification data</b>			
Note	More detailed information on the approval data can be found on our website.		

PCB headers, Pitch: 5.08 mm

MSTBVA 2,5/...-G-RN, Linear pinning



Dimensions	[mm]
Solder pin length [P]	3.9
Length [l]	8.6
Height [h]	15.9
Installed height	12



Ordering data

No. of pos.	Type	Item No.	Pcs./ Pkt.	Width w [mm]
2	MSTBVA 2,5/ 2-G-5,08-RN	1936018	50	15.98
3	MSTBVA 2,5/ 3-G-5,08-RN	1936021	50	21.06
4	MSTBVA 2,5/ 4-G-5,08-RN	1936034	50	26.14
5	MSTBVA 2,5/ 5-G-5,08-RN	1936047	50	31.22
6	MSTBVA 2,5/ 6-G-5,08-RN	1936050	50	36.3
7	MSTBVA 2,5/ 7-G-5,08-RN	1936063	50	41.38
8	MSTBVA 2,5/ 8-G-5,08-RN	1936076	50	46.46
9	MSTBVA 2,5/ 9-G-5,08-RN	1936089	50	51.54
10	MSTBVA 2,5/10-G-5,08-RN	1936092	50	56.62
11	MSTBVA 2,5/11-G-5,08-RN	1936102	50	61.7
12	MSTBVA 2,5/12-G-5,08-RN	1936115	50	66.78
13	MSTBVA 2,5/13-G-5,08-RN	1936128	50	71.86
14	MSTBVA 2,5/14-G-5,08-RN	1936131	50	76.94
15	MSTBVA 2,5/15-G-5,08-RN	1936144	50	82.02
16	MSTBVA 2,5/16-G-5,08-RN	1936157	50	87.1
17	MSTBVA 2,5/17-G-5,08-RN	1936160	50	92.18
18	MSTBVA 2,5/18-G-5,08-RN	1936173	50	97.26

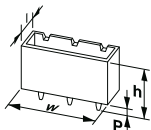


Technical data

Product Line	COMBICON Connectors M		
Connection system / type of contact	COMBICON MSTB 2,5 / Pin		
Locking	Engagement nose		
Electrical parameters			
rated current / nominal cross section	[A] / [mm <sup>2</sup> ]	12 / 2.5	
Surge voltage category/degree of pollution		III/3	III / 2 II / 2
Rated insulation voltage	[V]	250	320 400
Rated surge voltage	[kV]	4	4 4
General data			
Type of insulation material / insulation material group	PBT / IIIa		
Flammability rating in accordance with UL 94	V0		
Certification data			
Note	More detailed information on the approval data can be found on our website.		

PCB headers, Pitch: 5.08 mm

MSTBVA 2,5/...-G-LR, Linear pinning



Dimensions	[mm]
Solder pin length [P]	3.9
Length [l]	8.6
Height [h]	15.9
Installed height	12



Ordering data

No. of pos.	Type	Item No.	Pcs./ Pkt.	Width w [mm]
2	MSTBVA 2,5/ 2-G-5,08-LR	1809267	50	20.32
3	MSTBVA 2,5/ 3-G-5,08-LR	1809270	50	25.4
4	MSTBVA 2,5/ 4-G-5,08-LR	1809283	50	30.48
5	MSTBVA 2,5/ 5-G-5,08-LR	1809296	50	35.56
6	MSTBVA 2,5/ 6-G-5,08-LR	1809306	50	40.64
7	MSTBVA 2,5/ 7-G-5,08-LR	1809319	50	45.72
8	MSTBVA 2,5/ 8-G-5,08-LR	1809322	50	50.8
9	MSTBVA 2,5/ 9-G-5,08-LR	1809335	50	55.88
10	MSTBVA 2,5/10-G-5,08-LR	1809348	50	60.96
11	MSTBVA 2,5/11-G-5,08-LR	1809351	50	66.04
12	MSTBVA 2,5/12-G-5,08-LR	1809364	50	71.12
13	MSTBVA 2,5/13-G-5,08-LR	1809377	50	76.2
14	MSTBVA 2,5/14-G-5,08-LR	1809380	50	81.28
15	MSTBVA 2,5/15-G-5,08-LR	1809393	50	86.36
16	MSTBVA 2,5/16-G-5,08-LR	1809403	50	91.44
17	MSTBVA 2,5/17-G-5,08-LR	1809416	50	96.52
18	MSTBVA 2,5/18-G-5,08-LR	1809429	50	101.6
19	MSTBVA 2,5/19-G-5,08-LR	1809432	50	106.68
20	MSTBVA 2,5/20-G-5,08-LR	1809445	50	111.76



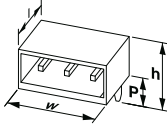
Technical data

Product Line	COMBICON Connectors M		
Connection system / type of contact	COMBICON MSTB 2,5 / Pin		
Locking	Lock & release threaded flange		
Electrical parameters			
rated current / nominal cross section	[A] / [mm <sup>2</sup> ]	12 / 2.5	
Surge voltage category/degree of pollution		III/3	III / 2 II / 2
Rated insulation voltage	[V]	250	320 400
Rated surge voltage	[kV]	4	4 4
General data			
Type of insulation material / insulation material group	PBT / IIIa		
Flammability rating in accordance with UL 94	V0		
Certification data			
Note	More detailed information on the approval data can be found on our website.		

# COMBICON connectors M up to 2.5 mm<sup>2</sup> (14 AWG)

## PCB headers, Pitch: 5 mm

SMSTB 2,5/..-G, Linear pinning



Dimensions	[mm]
Solder pin length [P]	3.5
Length [l]	16.5
Height [h]	18.3
Installed height	14.8

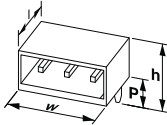


### Ordering data

No. of pos.	Type	Item No.	Pcs./ Pkt.	Width w [mm]
2	SMSTB 2,5/ 2-G	1769230	50	10
3	SMSTB 2,5/ 3-G	1769243	50	15
4	SMSTB 2,5/ 4-G	1769256	50	20
5	SMSTB 2,5/ 5-G	1769269	50	25
6	SMSTB 2,5/ 6-G	1769272	50	30
7	SMSTB 2,5/ 7-G	1769285	50	35
8	SMSTB 2,5/ 8-G	1769298	50	40
9	SMSTB 2,5/ 9-G	1769308	50	45
10	SMSTB 2,5/10-G	1769311	50	50
11	SMSTB 2,5/11-G	1769324	50	55
12	SMSTB 2,5/12-G	1769337	50	60
13	SMSTB 2,5/13-G	1769340	50	65
14	SMSTB 2,5/14-G	1769353	50	70
15	SMSTB 2,5/15-G	1769366	50	75
16	SMSTB 2,5/16-G	1769379	50	80
17	SMSTB 2,5/17-G	1769382	50	85
18	SMSTB 2,5/18-G	1769395	50	90
19	SMSTB 2,5/19-G	1769405	50	95
20	SMSTB 2,5/20-G	1769418	50	100
21	SMSTB 2,5/21-G	1769421	50	105
22	SMSTB 2,5/22-G	1769434	50	110
23	SMSTB 2,5/23-G	1769447	50	115
24	SMSTB 2,5/24-G	1769450	50	120

## PCB headers, Pitch: 5.08 mm

SMSTB 2,5/..-G, Linear pinning



Dimensions	[mm]
Solder pin length [P]	3.5
Length [l]	16.5
Height [h]	18.3
Installed height	14.8



### Ordering data

No. of pos.	Type	Item No.	Pcs./ Pkt.	Width w [mm]
2	SMSTB 2,5/ 2-G-5,08	1769463	100	10.16
3	SMSTB 2,5/ 3-G-5,08	1769476	100	15.24
4	SMSTB 2,5/ 4-G-5,08	1769489	100	20.32
5	SMSTB 2,5/ 5-G-5,08	1769492	100	25.4
6	SMSTB 2,5/ 6-G-5,08	1769502	50	30.48
7	SMSTB 2,5/ 7-G-5,08	1769515	50	35.56
8	SMSTB 2,5/ 8-G-5,08	1769528	50	40.64
9	SMSTB 2,5/ 9-G-5,08	1769531	50	45.72
10	SMSTB 2,5/10-G-5,08	1769544	50	50.8
11	SMSTB 2,5/11-G-5,08	1769557	50	55.88
12	SMSTB 2,5/12-G-5,08	1769560	50	60.96
13	SMSTB 2,5/13-G-5,08	1769573	50	66.04
14	SMSTB 2,5/14-G-5,08	1769586	50	71.12
15	SMSTB 2,5/15-G-5,08	1769599	50	76.2
16	SMSTB 2,5/16-G-5,08	1769609	50	81.28
17	SMSTB 2,5/17-G-5,08	1769612	50	86.36
18	SMSTB 2,5/18-G-5,08	1769625	50	91.44
19	SMSTB 2,5/19-G-5,08	1769638	50	96.52
20	SMSTB 2,5/20-G-5,08	1769641	50	101.6
21	SMSTB 2,5/21-G-5,08	1769654	50	106.68
22	SMSTB 2,5/22-G-5,08	1769667	50	111.76
23	SMSTB 2,5/23-G-5,08	1769670	50	116.84
24	SMSTB 2,5/24-G-5,08	1769683	50	121.92



### Technical data

Product Line	COMBICON Connectors M		
Connection system / type of contact	COMBICON MSTB 2,5 / Pin		
Locking	without		
Electrical parameters			
rated current / nominal cross section	[A] / [mm <sup>2</sup> ]	12 / 2.5	
Surge voltage category/degree of pollution		III/3	II / 2
Rated insulation voltage	[V]	320	630
Rated surge voltage	[kV]	4	4
General data			
Type of insulation material / insulation material group	PA / I		
Flammability rating in accordance with UL 94	V0		
Certification data			
Note	More detailed information on the approval data can be found on our website.		

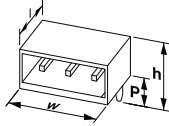


### Technical data

Product Line	COMBICON Connectors M		
Connection system / type of contact	COMBICON MSTB 2,5 / Pin		
Locking	without		
Electrical parameters			
rated current / nominal cross section	[A] / [mm <sup>2</sup> ]	12 / 2.5	
Surge voltage category/degree of pollution		III/3	II / 2
Rated insulation voltage	[V]	320	630
Rated surge voltage	[kV]	4	4
General data			
Type of insulation material / insulation material group	PA / I		
Flammability rating in accordance with UL 94	V0		
Certification data			
Note	More detailed information on the approval data can be found on our website.		

PCB headers, Pitch: 5 mm

SMSTBA 2,5/..-G, Linear pinning



Dimensions	[mm]
Solder pin length [P]	3.5
Length [l]	16.5
Height [h]	18.3
Installed height	14.8

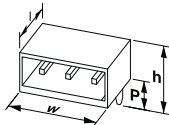


Ordering data

No. of pos.	Type	Item No.	Pcs./ Pkt.	Width w [mm]
2	SMSTBA 2,5/ 2-G	1769803	100	12
3	SMSTBA 2,5/ 3-G	1769816	100	17
4	SMSTBA 2,5/ 4-G	1769829	100	22
5	SMSTBA 2,5/ 5-G	1769832	100	27
6	SMSTBA 2,5/ 6-G	1769845	50	32
7	SMSTBA 2,5/ 7-G	1769858	50	37
8	SMSTBA 2,5/ 8-G	1769861	50	42
9	SMSTBA 2,5/ 9-G	1769874	50	47
10	SMSTBA 2,5/10-G	1769887	50	52
11	SMSTBA 2,5/11-G	1769890	50	57
12	SMSTBA 2,5/12-G	1769900	50	62
13	SMSTBA 2,5/13-G	1769913	50	67
14	SMSTBA 2,5/14-G	1769926	50	72
15	SMSTBA 2,5/15-G	1769939	50	77
16	SMSTBA 2,5/16-G	1769942	50	82
17	SMSTBA 2,5/17-G	1769955	50	87
18	SMSTBA 2,5/18-G	1769968	50	92
19	SMSTBA 2,5/19-G	1769971	50	97
20	SMSTBA 2,5/20-G	1769984	50	102
21	SMSTBA 2,5/21-G	1769997	50	107
22	SMSTBA 2,5/22-G	1767342	50	112
23	SMSTBA 2,5/23-G	1767355	50	117
24	SMSTBA 2,5/24-G	1767368	50	122

PCB headers, Pitch: 5.08 mm

SMSTBA 2,5/..-G, Linear pinning



Dimensions	[mm]
Solder pin length [P]	3.5
Length [l]	16.5
Height [h]	18.3
Installed height	14.8



Ordering data

No. of pos.	Type	Item No.	Pcs./ Pkt.	Width w [mm]
2	SMSTBA 2,5/ 2-G-5,08	1767371	100	12.16
3	SMSTBA 2,5/ 3-G-5,08	1767384	100	17.24
4	SMSTBA 2,5/ 4-G-5,08	1767397	100	22.32
5	SMSTBA 2,5/ 5-G-5,08	1767407	100	27.4
6	SMSTBA 2,5/ 6-G-5,08	1767410	50	32.48
7	SMSTBA 2,5/ 7-G-5,08	1767423	50	37.56
8	SMSTBA 2,5/ 8-G-5,08	1767436	50	42.64
9	SMSTBA 2,5/ 9-G-5,08	1767449	50	47.72
10	SMSTBA 2,5/10-G-5,08	1767452	50	52.8
11	SMSTBA 2,5/11-G-5,08	1767465	50	57.88
12	SMSTBA 2,5/12-G-5,08	1767478	50	62.96
13	SMSTBA 2,5/13-G-5,08	1767481	50	68.04
14	SMSTBA 2,5/14-G-5,08	1767494	50	73.12
15	SMSTBA 2,5/15-G-5,08	1767504	50	78.2
16	SMSTBA 2,5/16-G-5,08	1767517	50	83.28
17	SMSTBA 2,5/17-G-5,08	1767520	50	88.36
18	SMSTBA 2,5/18-G-5,08	1767533	50	93.44
19	SMSTBA 2,5/19-G-5,08	1767546	50	98.52
20	SMSTBA 2,5/20-G-5,08	1767559	50	103.6
21	SMSTBA 2,5/21-G-5,08	1767562	50	108.68
22	SMSTBA 2,5/22-G-5,08	1767575	50	113.76
23	SMSTBA 2,5/23-G-5,08	1767588	50	118.84
24	SMSTBA 2,5/24-G-5,08	1767591	50	123.92



Technical data

Product Line	COMBICON Connectors M		
Connection system / type of contact	COMBICON MSTB 2,5 / Pin		
Locking	without		
Electrical parameters			
rated current / nominal cross section	[A] / [mm <sup>2</sup> ]	12 / 2.5	
Surge voltage category/degree of pollution		III/3	II / 2
Rated insulation voltage	[V]	320	630
Rated surge voltage	[kV]	4	4
General data			
Type of insulation material / insulation material group	PA / I		
Flammability rating in accordance with UL 94	V0		
Certification data			
Note	More detailed information on the approval data can be found on our website.		



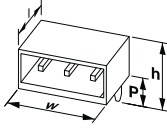
Technical data

Product Line	COMBICON Connectors M		
Connection system / type of contact	COMBICON MSTB 2,5 / Pin		
Locking	without		
Electrical parameters			
rated current / nominal cross section	[A] / [mm <sup>2</sup> ]	12 / 2.5	
Surge voltage category/degree of pollution		III/3	II / 2
Rated insulation voltage	[V]	320	630
Rated surge voltage	[kV]	4	4
General data			
Type of insulation material / insulation material group	PA / I		
Flammability rating in accordance with UL 94	V0		
Certification data			
Note	More detailed information on the approval data can be found on our website.		

# COMBICON connectors M up to 2.5 mm<sup>2</sup> (14 AWG)

## PCB headers, Pitch: 5 mm

MSTBW 2,5/...-G, Linear pinning



Dimensions	[mm]
Solder pin length [P]	3.5
Length [l]	12
Height [h]	15.95
Installed height	12.45



### Ordering data

No. of pos.	Type	Item No.	Pcs./ Pkt.	Width w [mm]
2	MSTBW 2,5/ 2-G	1736111	50	10
3	MSTBW 2,5/ 3-G	1736108	50	15
4	MSTBW 2,5/ 4-G	1736098	50	20
5	MSTBW 2,5/ 5-G	1736085	50	25
6	MSTBW 2,5/ 6-G	1736072	50	30
7	MSTBW 2,5/ 7-G	1736069	50	35
8	MSTBW 2,5/ 8-G	1736056	50	40
9	MSTBW 2,5/ 9-G	1736043	50	45
10	MSTBW 2,5/10-G	1736030	50	50
11	MSTBW 2,5/11-G	1736027	50	55
12	MSTBW 2,5/12-G	1736014	50	60
13	MSTBW 2,5/13-G	1736001	50	65
14	MSTBW 2,5/14-G	1735992	50	70
15	MSTBW 2,5/15-G	1735989	50	75
16	MSTBW 2,5/16-G	1735976	50	80
17	MSTBW 2,5/17-G	1735963	50	85
18	MSTBW 2,5/18-G	1735950	50	90
19	MSTBW 2,5/19-G	1735947	50	95
20	MSTBW 2,5/20-G	1735934	50	100
21	MSTBW 2,5/21-G	1735921	50	105

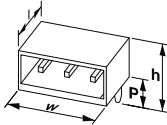


### Technical data

Product Line	COMBICON Connectors M		
Connection system / type of contact	COMBICON MSTB 2,5 / Pin		
Locking	without		
Electrical parameters			
rated current / nominal cross section	[A] / [mm <sup>2</sup> ]	12 / 2.5	
Surge voltage category/degree of pollution		III/3	II / 2
Rated insulation voltage	[V]	250	320 400
Rated surge voltage	[kV]	4	4 4
General data			
Type of insulation material / insulation material group	PBT / IIIa		
Flammability rating in accordance with UL 94	V0		
Certification data			
Note	More detailed information on the approval data can be found on our website.		

## PCB headers, Pitch: 5.08 mm

MSTBW 2,5/...-G, Linear pinning



Dimensions	[mm]
Solder pin length [P]	3.5
Length [l]	12
Height [h]	15.95
Installed height	12.45



### Ordering data

No. of pos.	Type	Item No.	Pcs./ Pkt.	Width w [mm]
2	MSTBW 2,5/ 2-G-5,08	1735882	50	10.16
3	MSTBW 2,5/ 3-G-5,08	1735879	50	21.06
4	MSTBW 2,5/ 4-G-5,08	1735866	50	26.14
5	MSTBW 2,5/ 5-G-5,08	1735853	50	31.22
6	MSTBW 2,5/ 6-G-5,08	1735840	50	36.3
7	MSTBW 2,5/ 7-G-5,08	1735837	50	41.38
8	MSTBW 2,5/ 8-G-5,08	1735824	50	46.46
9	MSTBW 2,5/ 9-G-5,08	1735811	50	51.54
10	MSTBW 2,5/10-G-5,08	1735808	50	56.62
11	MSTBW 2,5/11-G-5,08	1735798	50	61.7
12	MSTBW 2,5/12-G-5,08	1735785	50	66.78
13	MSTBW 2,5/13-G-5,08	1735772	50	71.86
14	MSTBW 2,5/14-G-5,08	1735769	50	76.94
15	MSTBW 2,5/15-G-5,08	1735756	50	82.02
16	MSTBW 2,5/16-G-5,08	1735743	50	87.1
17	MSTBW 2,5/17-G-5,08	1735730	50	92.18
18	MSTBW 2,5/18-G-5,08	1735727	50	97.26
19	MSTBW 2,5/19-G-5,08	1735714	50	102.34
20	MSTBW 2,5/20-G-5,08	1735701	50	107.42
21	MSTBW 2,5/21-G-5,08	1735691	50	112.5
22	MSTBW 2,5/22-G-5,08	1735688	50	117.58
23	MSTBW 2,5/23-G-5,08	1735675	50	122.66
24	MSTBW 2,5/24-G-5,08	1735662	50	127.74



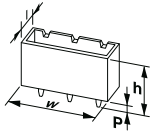
### Technical data

Product Line	COMBICON Connectors M		
Connection system / type of contact	COMBICON MSTB 2,5 / Pin		
Locking	without		
Electrical parameters			
rated current / nominal cross section	[A] / [mm <sup>2</sup> ]	12 / 2.5	
Surge voltage category/degree of pollution		III/3	II / 2
Rated insulation voltage	[V]	250	320 400
Rated surge voltage	[kV]	4	4 4
General data			
Type of insulation material / insulation material group	PBT / IIIa		
Flammability rating in accordance with UL 94	V0		
Certification data			
Note	More detailed information on the approval data can be found on our website.		



PCB headers, Pitch: 5.08 mm

MSTBV 2,5/...-GEH, Linear pinning



Dimensions	[mm]
Solder pin length [P]	3.9
Length [l]	8.6
Height [h]	15.9
Installed height	12



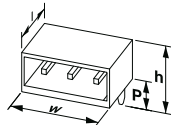
Ordering data

No. of pos.	Type	Item No.	Pcs./ Pkt.	Width w [mm]
8	MSTBV 2,5/ 8-GEH-5,08	1808528	50	63.96
2	MSTBV 2,5/ 2-GEH-5,08	1808463	50	33.48
3	MSTBV 2,5/ 3-GEH-5,08	1808476	50	38.56
4	MSTBV 2,5/ 4-GEH-5,08	1808489	50	43.64
5	MSTBV 2,5/ 5-GEH-5,08	1808492	50	48.72
6	MSTBV 2,5/ 6-GEH-5,08	1808502	50	53.8
7	MSTBV 2,5/ 7-GEH-5,08	1808515	50	58.88
9	MSTBV 2,5/ 9-GEH-5,08	1808531	50	69.04
10	MSTBV 2,5/10-GEH-5,08	1808544	50	74.12
11	MSTBV 2,5/11-GEH-5,08	1808557	50	79.2
12	MSTBV 2,5/12-GEH-5,08	1808560	50	84.28
13	MSTBV 2,5/13-GEH-5,08	1808573	50	89.36
14	MSTBV 2,5/14-GEH-5,08	1808586	50	94.44
15	MSTBV 2,5/15-GEH-5,08	1808599	50	99.52
16	MSTBV 2,5/16-GEH-5,08	1808609	50	104.6
17	MSTBV 2,5/17-GEH-5,08	1808612	50	109.68
18	MSTBV 2,5/18-GEH-5,08	1808625	50	114.76
19	MSTBV 2,5/19-GEH-5,08	1808638	50	119.84
20	MSTBV 2,5/20-GEH-5,08	1808641	50	124.92

Technical data	
Product Line	COMBICON Connectors M
Connection system / type of contact	COMBICON MSTB 2,5 / Pin
Locking	without
Electrical parameters	
rated current / nominal cross section	[A] / [mm <sup>2</sup> ] 12 / 2.5
Surge voltage category/degree of pollution	III/3 III / 2 II / 2
Rated insulation voltage	[V] 250 320 400
Rated surge voltage	[kV] 4 4 4
General data	
Type of insulation material / insulation material group	PBT / IIIa
Flammability rating in accordance with UL 94	V0
Certification data	
Note	More detailed information on the approval data can be found on our website.

PCB headers, Pitch: 5 mm

MDSTB 2,5/...-G, Linear pinning



Dimensions	[mm]
Solder pin length [P]	3.2
Length [l]	22.1
Height [h]	26.9
Installed height	23.7



Ordering data

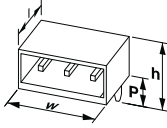
No. of pos.	Type	Item No.	Pcs./ Pkt.	Width w [mm]
2	MDSTB 2,5/ 2-G	1762046	50	12.5
3	MDSTB 2,5/ 3-G	1762059	50	17.5
4	MDSTB 2,5/ 4-G	1846386	50	27.5
5	MDSTB 2,5/ 5-G	1837133	50	22.5
6	MDSTB 2,5/ 6-G	1846409	50	32.5
7	MDSTB 2,5/ 7-G	1846412	50	37.5
8	MDSTB 2,5/ 8-G	1846425	50	42.5
9	MDSTB 2,5/ 9-G	1846438	50	47.5
10	MDSTB 2,5/10-G	1846441	50	52.5
11	MDSTB 2,5/11-G	1846454	50	57.5
12	MDSTB 2,5/12-G	1846467	50	62.5

Technical data	
Product Line	COMBICON Connectors M
Connection system / type of contact	COMBICON MSTB 2,5 / Pin
Locking	without
Electrical parameters	
rated current / nominal cross section	[A] / [mm <sup>2</sup> ] 10 / 2.5
Surge voltage category/degree of pollution	III/3 III / 2 II / 2
Rated insulation voltage	[V] 250 320 400
Rated surge voltage	[kV] 4 4 4
General data	
Type of insulation material / insulation material group	PBT / IIIa
Flammability rating in accordance with UL 94	V0
Certification data	
Note	More detailed information on the approval data can be found on our website.

# COMBICON connectors M up to 2.5 mm<sup>2</sup> (14 AWG)

## PCB headers, Pitch: 5.08 mm

MDSTB 2,5/...-G, Linear pinning



Dimensions	[mm]
Solder pin length [P]	3.2
Length [l]	22.1
Height [h]	26.9
Installed height	23.7



### Ordering data

No. of pos.	Type	Item No.	Pcs./ Pkt.	Width w [mm]
2	MDSTB 2,5/ 2-G-5,08	1762062	50	12.7
3	MDSTB 2,5/ 3-G-5,08	1762075	50	17.78
4	MDSTB 2,5/ 4-G-5,08	1842539	50	22.86
5	MDSTB 2,5/ 5-G-5,08	1842542	50	27.94
6	MDSTB 2,5/ 6-G-5,08	1844977	50	33.02
7	MDSTB 2,5/ 7-G-5,08	1842568	50	38.1
8	MDSTB 2,5/ 8-G-5,08	1840052	50	43.18
9	MDSTB 2,5/ 9-G-5,08	1842584	50	48.26
10	MDSTB 2,5/10-G-5,08	1842597	50	53.34
11	MDSTB 2,5/11-G-5,08	1842607	50	58.42
12	MDSTB 2,5/12-G-5,08	1842610	50	63.5
16	MDSTB 2,5/16-G-5,08	1927739	50	83.82

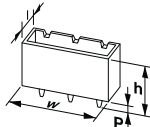


### Technical data

Product Line	COMBICON Connectors M		
Connection system / type of contact	COMBICON MSTB 2,5 / Pin		
Locking	without		
Electrical parameters			
rated current / nominal cross section	[A] / [mm <sup>2</sup> ]	10 / 2.5	
Surge voltage category/degree of pollution		III/3	II / 2
Rated insulation voltage	[V]	250	320
Rated surge voltage	[kV]	4	4
General data			
Type of insulation material / insulation material group	PBT / IIIa		
Flammability rating in accordance with UL 94	V0		
Certification data			
Note	More detailed information on the approval data can be found on our website.		

## PCB headers, Pitch: 5 mm

MDSTBV 2,5/...-G, Linear pinning



Dimensions	[mm]
Solder pin length [P]	3.5
Length [l]	23.69
Height [h]	25.6
Installed height	22.1



### Ordering data

No. of pos.	Type	Item No.	Pcs./ Pkt.	Width w [mm]
2	MDSTBV 2,5/ 2-G	1763032	50	12.52
3	MDSTBV 2,5/ 3-G	1763045	50	17.52
4	MDSTBV 2,5/ 4-G	1845950	50	22.52
5	MDSTBV 2,5/ 5-G	1845963	50	27.52
6	MDSTBV 2,5/ 6-G	1845976	50	32.52
7	MDSTBV 2,5/ 7-G	1845989	50	37.52
8	MDSTBV 2,5/ 8-G	1845992	50	42.52
9	MDSTBV 2,5/ 9-G	1846001	50	47.52
10	MDSTBV 2,5/10-G	1846014	50	52.52
11	MDSTBV 2,5/11-G	1846027	50	57.52
12	MDSTBV 2,5/12-G	1846030	50	62.52

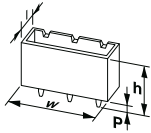


### Technical data

Product Line	COMBICON Connectors M		
Connection system / type of contact	COMBICON MSTB 2,5 / Pin		
Locking	without		
Electrical parameters			
rated current / nominal cross section	[A] / [mm <sup>2</sup> ]	10 / 2.5	
Surge voltage category/degree of pollution		III/3	II / 2
Rated insulation voltage	[V]	250	320
Rated surge voltage	[kV]	4	4
General data			
Type of insulation material / insulation material group	PBT / IIIa		
Flammability rating in accordance with UL 94	V0		
Certification data			
Note	More detailed information on the approval data can be found on our website.		

PCB headers, Pitch: 5.08 mm

MDSTBV 2,5/...-G, Linear pinning



Dimensions	[mm]
Solder pin length [P]	3.5
Length [l]	23.7
Height [h]	25.6
Installed height	22.1



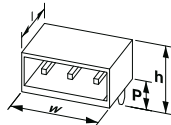
Ordering data

No. of pos.	Type	Item No.	Pcs./ Pkt.	Width w [mm]
2	MDSTBV 2,5/ 2-G-5,08	1763074	50	12.7
3	MDSTBV 2,5/ 3-G-5,08	1763087	50	17.78
4	MDSTBV 2,5/ 4-G-5,08	1845507	50	22.86
5	MDSTBV 2,5/ 5-G-5,08	1762004	50	27.94
6	MDSTBV 2,5/ 6-G-5,08	1845523	50	33.02
7	MDSTBV 2,5/ 7-G-5,08	1845536	50	38.1
8	MDSTBV 2,5/ 8-G-5,08	1845549	50	43.18
9	MDSTBV 2,5/ 9-G-5,08	1845552	50	48.26
10	MDSTBV 2,5/10-G-5,08	1845565	50	53.34
11	MDSTBV 2,5/11-G-5,08	1845578	50	58.42
12	MDSTBV 2,5/12-G-5,08	1845581	50	63.5

Technical data	
Product Line	COMBICON Connectors M
Connection system / type of contact	COMBICON MSTB 2,5 / Pin
Locking	without
Electrical parameters	
rated current / nominal cross section	[A] / [mm <sup>2</sup> ] 10 / 2.5
Surge voltage category/degree of pollution	III/3 III / 2 II / 2
Rated insulation voltage	[V] 250 320 400
Rated surge voltage	[kV] 4 4 4
General data	
Type of insulation material / insulation material group	PBT / IIIa
Flammability rating in accordance with UL 94	V0
Certification data	
Note	More detailed information on the approval data can be found on our website.

PCB headers, Pitch: 5 mm

MDSTBA 2,5/...-G, Linear pinning



Dimensions	[mm]
Solder pin length [P]	3.2
Length [l]	22.1
Height [h]	27.2
Installed height	24



Ordering data

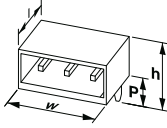

No. of pos.	Type	Item No.	Pcs./ Pkt.	Width w [mm]
2	MDSTBA 2,5/ 2-G	1846519	50	14.5
3	MDSTBA 2,5/ 3-G	1846522	50	19.5
4	MDSTBA 2,5/ 4-G	1846535	50	24.5
5	MDSTBA 2,5/ 5-G	1846548	50	29.5
6	MDSTBA 2,5/ 6-G	1846551	50	34.5
7	MDSTBA 2,5/ 7-G	1846564	50	39.5
8	MDSTBA 2,5/ 8-G	1846577	50	44.5
9	MDSTBA 2,5/ 9-G	1846580	50	49.5
10	MDSTBA 2,5/10-G	1846593	50	54.5
11	MDSTBA 2,5/11-G	1846603	50	59.5
12	MDSTBA 2,5/12-G	1846616	50	64.5

Technical data	
Product Line	COMBICON Connectors M
Connection system / type of contact	COMBICON MSTB 2,5 / Pin
Locking	without
Electrical parameters	
rated current / nominal cross section	[A] / [mm <sup>2</sup> ] 10 / 2.5
Surge voltage category/degree of pollution	III/3 III / 2 II / 2
Rated insulation voltage	[V] 250 320 400
Rated surge voltage	[kV] 4 4 4
General data	
Type of insulation material / insulation material group	PBT / IIIa
Flammability rating in accordance with UL 94	V0
Certification data	
Note	More detailed information on the approval data can be found on our website.

# COMBICON connectors M up to 2.5 mm<sup>2</sup> (14 AWG)

## PCB headers, Pitch: 5.08 mm

MDSTBA 2,5/..-G, Linear pinning



Dimensions	[mm]
Solder pin length [P]	3.2
Length [l]	22.1
Height [h]	26.9
Installed height	23.7



### Ordering data

No. of pos.	Type	Item No.	Pcs./ Pkt.	Width w [mm]
2	MDSTBA 2,5/ 2-G-5,08	1842063	50	14.7
3	MDSTBA 2,5/ 3-G-5,08	1842076	50	19.78
4	MDSTBA 2,5/ 4-G-5,08	1842089	50	24.86
5	MDSTBA 2,5/ 5-G-5,08	1842092	50	29.94
6	MDSTBA 2,5/ 6-G-5,08	1842102	50	35.02
7	MDSTBA 2,5/ 7-G-5,08	1842115	50	40.1
8	MDSTBA 2,5/ 8-G-5,08	1842128	50	45.18
9	MDSTBA 2,5/ 9-G-5,08	1842131	50	50.26
10	MDSTBA 2,5/10-G-5,08	1842144	50	55.34
11	MDSTBA 2,5/11-G-5,08	1842157	50	60.42
12	MDSTBA 2,5/12-G-5,08	1842160	50	65.5

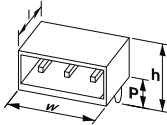



### Technical data

Product Line	COMBICON Connectors M		
Connection system / type of contact	COMBICON MSTB 2,5 / Pin		
Locking	without		
Electrical parameters			
rated current / nominal cross section	[A] / [mm <sup>2</sup> ]	10 / 2.5	
Surge voltage category/degree of pollution		III/3	II / 2
Rated insulation voltage	[V]	250	320
Rated surge voltage	[kV]	4	4
General data			
Type of insulation material / insulation material group	PBT / IIIa		
Flammability rating in accordance with UL 94	V0		
Certification data			
Note	More detailed information on the approval data can be found on our website.		

## PCB headers, Pitch: 5 mm

MDSTB 2,5/..-GF, Linear pinning



Dimensions	[mm]
Solder pin length [P]	3.2
Length [l]	22.1
Height [h]	26.9
Installed height	23.7



### Ordering data

No. of pos.	Type	Item No.	Pcs./ Pkt.	Width w [mm]
2	MDSTB 2,5/ 2-GF	1846690	50	20
3	MDSTB 2,5/ 3-GF	1846700	50	25
4	MDSTB 2,5/ 4-GF	1846713	50	30
5	MDSTB 2,5/ 5-GF	1846726	50	35
6	MDSTB 2,5/ 6-GF	1846739	50	40
7	MDSTB 2,5/ 7-GF	1846742	50	45
8	MDSTB 2,5/ 8-GF	1846755	50	50
9	MDSTB 2,5/ 9-GF	1846768	50	55
10	MDSTB 2,5/10-GF	1846771	50	60
11	MDSTB 2,5/11-GF	1846784	50	65
12	MDSTB 2,5/12-GF	1846797	50	70

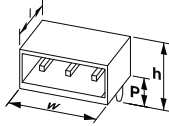



### Technical data

Product Line	COMBICON Connectors M		
Connection system / type of contact	COMBICON MSTB 2,5 / Pin		
Locking	Threaded flange		
Electrical parameters			
rated current / nominal cross section	[A] / [mm <sup>2</sup> ]	10 / 2.5	
Surge voltage category/degree of pollution		III/3	II / 2
Rated insulation voltage	[V]	250	320
Rated surge voltage	[kV]	4	4
General data			
Type of insulation material / insulation material group	PBT / IIIa		
Flammability rating in accordance with UL 94	V0		
Certification data			
Note	More detailed information on the approval data can be found on our website.		

PCB headers, Pitch: 5.08 mm

MDSTB 2,5/..-GF, Linear pinning



Dimensions	[mm]
Solder pin length [P]	3.2
Length [l]	22.1
Height [h]	26.9
Installed height	23.7



Ordering data

No. of pos.	Type	Item No.	Pcs./ Pkt.	Width w [mm]
2	MDSTB 2,5/ 2-GF-5,08	1842364	50	22.86
3	MDSTB 2,5/ 3-GF-5,08	1842377	50	27.94
4	MDSTB 2,5/ 4-GF-5,08	1842380	50	33.02
5	MDSTB 2,5/ 5-GF-5,08	1842393	50	38.1
6	MDSTB 2,5/ 6-GF-5,08	1842403	50	43.18
7	MDSTB 2,5/ 7-GF-5,08	1842416	50	48.26
8	MDSTB 2,5/ 8-GF-5,08	1842429	50	53.34
9	MDSTB 2,5/ 9-GF-5,08	1842432	50	58.42
10	MDSTB 2,5/10-GF-5,08	1842445	50	63.5
11	MDSTB 2,5/11-GF-5,08	1842458	50	68.58
12	MDSTB 2,5/12-GF-5,08	1842461	50	73.66

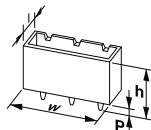


Technical data

Product Line	COMBICON Connectors M		
Connection system / type of contact	COMBICON MSTB 2,5 / Pin		
Locking	Threaded flange		
Electrical parameters			
rated current / nominal cross section	[A] / [mm <sup>2</sup> ]	10 / 2.5	
Surge voltage category/degree of pollution		III/3	II / 2
Rated insulation voltage	[V]	250	320
Rated surge voltage	[kV]	4	4
General data			
Type of insulation material / insulation material group	PBT / IIIa		
Flammability rating in accordance with UL 94	V0		
Certification data			
Note	More detailed information on the approval data can be found on our website.		

PCB headers, Pitch: 5 mm

MDSTBVA 2,5/..-G, Linear pinning

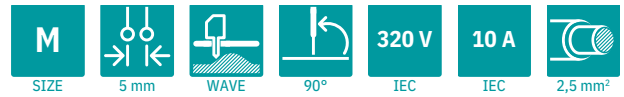


Dimensions	[mm]
Solder pin length [P]	3.9
Length [l]	23.7
Height [h]	25.9
Installed height	22



Ordering data

No. of pos.	Type	Item No.	Pcs./ Pkt.	Width w [mm]
2	MDSTBVA 2,5/ 2-G	1845785	50	14.5
3	MDSTBVA 2,5/ 3-G	1845798	50	19.5
4	MDSTBVA 2,5/ 4-G	1845808	50	24.5
5	MDSTBVA 2,5/ 5-G	1845811	50	29.5
6	MDSTBVA 2,5/ 6-G	1845824	50	34.5
7	MDSTBVA 2,5/ 7-G	1845837	50	39.5
8	MDSTBVA 2,5/ 8-G	1845840	50	44.5
9	MDSTBVA 2,5/ 9-G	1845853	50	49.5
10	MDSTBVA 2,5/10-G	1845866	50	54.5
11	MDSTBVA 2,5/11-G	1845879	50	59.5
12	MDSTBVA 2,5/12-G	1845882	50	64.5



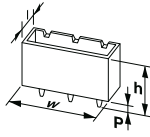
Technical data

Product Line	COMBICON Connectors M		
Connection system / type of contact	COMBICON MSTB 2,5 / Pin		
Locking	without		
Electrical parameters			
rated current / nominal cross section	[A] / [mm <sup>2</sup> ]	10 / 2.5	
Surge voltage category/degree of pollution		III/3	II / 2
Rated insulation voltage	[V]	250	320
Rated surge voltage	[kV]	4	4
General data			
Type of insulation material / insulation material group	PBT / IIIa		
Flammability rating in accordance with UL 94	V0		
Certification data			
Note	More detailed information on the approval data can be found on our website.		

# COMBICON connectors M up to 2.5 mm<sup>2</sup> (14 AWG)

## PCB headers, Pitch: 5.08 mm

MDSTBVA 2,5/...-G, Linear pinning



Dimensions	[mm]
Solder pin length [P]	3.9
Length [l]	23.7
Height [h]	26
Installed height	22.1



### Ordering data

No. of pos.	Type	Item No.	Pcs./ Pkt.	Width w [mm]
2	MDSTBVA 2,5/ 2-G-5,08	1845332	50	14.7
3	MDSTBVA 2,5/ 3-G-5,08	1845345	50	19.78
4	MDSTBVA 2,5/ 4-G-5,08	1845358	50	24.86
5	MDSTBVA 2,5/ 5-G-5,08	1845361	50	29.94
6	MDSTBVA 2,5/ 6-G-5,08	1845374	50	35.02
7	MDSTBVA 2,5/ 7-G-5,08	1845387	50	40.1
8	MDSTBVA 2,5/ 8-G-5,08	1845390	50	45.18
9	MDSTBVA 2,5/ 9-G-5,08	1845400	50	50.26
10	MDSTBVA 2,5/10-G-5,08	1845413	50	55.34
11	MDSTBVA 2,5/11-G-5,08	1845426	50	60.42
12	MDSTBVA 2,5/12-G-5,08	1845439	50	65.5

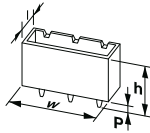



### Technical data

Product Line	COMBICON Connectors M		
Connection system / type of contact	COMBICON MSTB 2,5 / Pin		
Locking	without		
Electrical parameters			
rated current / nominal cross section	[A] / [mm <sup>2</sup> ]	10 / 2.5	
Surge voltage category/degree of pollution		III/3	II / 2
Rated insulation voltage	[V]	250	320
Rated surge voltage	[kV]	4	4
General data			
Type of insulation material / insulation material group	PBT / IIIa		
Flammability rating in accordance with UL 94	V0		
Certification data			
Note	More detailed information on the approval data can be found on our website.		

## PCB headers, Pitch: 5 mm

MDSTBV 2,5/...-GF, Linear pinning



Dimensions	[mm]
Solder pin length [P]	3.9
Length [l]	23.7
Height [h]	25.9
Installed height	22



### Ordering data

No. of pos.	Type	Item No.	Pcs./ Pkt.	Width w [mm]
2	MDSTBV 2,5/ 2-GF	1846085	50	22.5
3	MDSTBV 2,5/ 3-GF	1846098	50	27.5
4	MDSTBV 2,5/ 4-GF	1846108	50	32.5
5	MDSTBV 2,5/ 5-GF	1846111	50	37.5
6	MDSTBV 2,5/ 6-GF	1846124	50	42.5
7	MDSTBV 2,5/ 7-GF	1846137	50	47.5
8	MDSTBV 2,5/ 8-GF	1846140	50	52.5
9	MDSTBV 2,5/ 9-GF	1846153	50	57.5
10	MDSTBV 2,5/10-GF	1846166	50	62.5
11	MDSTBV 2,5/11-GF	1846179	50	67.5
12	MDSTBV 2,5/12-GF	1846182	50	72.5

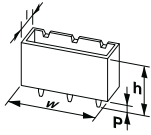



### Technical data

Product Line	COMBICON Connectors M		
Connection system / type of contact	COMBICON MSTB 2,5 / Pin		
Locking	Threaded flange		
Electrical parameters			
rated current / nominal cross section	[A] / [mm <sup>2</sup> ]	10 / 2.5	
Surge voltage category/degree of pollution		III/3	II / 2
Rated insulation voltage	[V]	250	320
Rated surge voltage	[kV]	4	4
General data			
Type of insulation material / insulation material group	PBT / IIIa		
Flammability rating in accordance with UL 94	V0		
Certification data			
Note	More detailed information on the approval data can be found on our website.		

PCB headers, Pitch: 5.08 mm

MDSTBV 2,5/...-GF, Linear pinning



Dimensions	[mm]
Solder pin length [P]	3.9
Length [l]	23.7
Height [h]	26
Installed height	22.1



Ordering data

No. of pos.	Type	Item No.	Pcs./ Pkt.	Width w [mm]
2	MDSTBV 2,5/ 2-GF-5,08	1845633	50	22.86
3	MDSTBV 2,5/ 3-GF-5,08	1845646	50	27.94
4	MDSTBV 2,5/ 4-GF-5,08	1845659	50	33.02
5	MDSTBV 2,5/ 5-GF-5,08	1845662	50	38.1
6	MDSTBV 2,5/ 6-GF-5,08	1845675	50	43.18
7	MDSTBV 2,5/ 7-GF-5,08	1845688	50	48.26
8	MDSTBV 2,5/ 8-GF-5,08	1845691	50	53.34
9	MDSTBV 2,5/ 9-GF-5,08	1845701	50	58.42
10	MDSTBV 2,5/10-GF-5,08	1845714	50	63.5
11	MDSTBV 2,5/11-GF-5,08	1845727	50	68.58
12	MDSTBV 2,5/12-GF-5,08	1845730	50	73.66

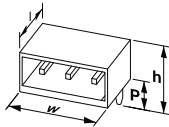



Technical data

Product Line	COMBICON Connectors M		
Connection system / type of contact	COMBICON MSTB 2,5 / Pin		
Locking	Threaded flange		
Electrical parameters			
rated current / nominal cross section	[A] / [mm <sup>2</sup> ]	10 / 2.5	
Surge voltage category/degree of pollution		III/3	III / 2
Rated insulation voltage	[V]	250	320
Rated surge voltage	[kV]	4	4
General data			
Type of insulation material / insulation material group	PBT / IIIa		
Flammability rating in accordance with UL 94	V0		
Certification data			
Note	More detailed information on the approval data can be found on our website.		

PCB headers, Pitch: 5.08 mm

MDSTBW 2,5/...-G, Linear pinning




Dimensions	[mm]
Solder pin length [P]	3.8
Length [l]	22.1
Height [h]	31.8
Installed height	28



Ordering data

No. of pos.	Type	Item No.	Pcs./ Pkt.	Width w [mm]
2	MDSTBW 2,5/ 2-G-5,08	1802430	50	12.71
3	MDSTBW 2,5/ 3-G-5,08	1802414	50	17.79
4	MDSTBW 2,5/ 4-G-5,08	1842238	50	22.87
5	MDSTBW 2,5/ 5-G-5,08	1840010	50	27.95
6	MDSTBW 2,5/ 6-G-5,08	1842254	50	33.03
7	MDSTBW 2,5/ 7-G-5,08	1842267	50	38.11
8	MDSTBW 2,5/ 8-G-5,08	1842270	50	43.19
9	MDSTBW 2,5/ 9-G-5,08	1842283	50	48.27
10	MDSTBW 2,5/10-G-5,08	1842296	50	53.35
11	MDSTBW 2,5/11-G-5,08	1842306	50	58.43
12	MDSTBW 2,5/12-G-5,08	1842319	50	63.51



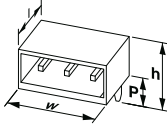

Technical data

Product Line	COMBICON Connectors M		
Connection system / type of contact	COMBICON MSTB 2,5 / Pin		
Locking	without		
Electrical parameters			
rated current / nominal cross section	[A] / [mm <sup>2</sup> ]	10 / 2.5	
Surge voltage category/degree of pollution		III/3	III / 2
Rated insulation voltage	[V]	250	320
Rated surge voltage	[kV]	4	4
General data			
Type of insulation material / insulation material group	PBT / IIIa		
Flammability rating in accordance with UL 94	V0		
Certification data			
Note	More detailed information on the approval data can be found on our website.		

# COMBICON connectors M up to 2.5 mm<sup>2</sup> (14 AWG)

## PCB headers, Pitch: 5 mm

MDSTB 2,5/..-G1, Linear pinning



Dimensions	[mm]
Solder pin length [P]	3.5
Length [l]	22
Height [h]	32.5
Installed height	29



### Ordering data

No. of pos.	Type	Item No.	Pcs./ Pkt.	Width w [mm]
3	MDSTB 2,5/ 3-G1	1736687	50	16.56
4	MDSTB 2,5/ 4-G1	1736690	50	21.56
6	MDSTB 2,5/ 6-G1	1762732	50	31.56
7	MDSTB 2,5/ 7-G1	1762745	50	36.56
8	MDSTB 2,5/ 8-G1	1762758	50	41.56
9	MDSTB 2,5/ 9-G1	1762761	50	46.56
10	MDSTB 2,5/10-G1	1762774	50	51.56
11	MDSTB 2,5/11-G1	1762787	50	56.56
12	MDSTB 2,5/12-G1	1762790	50	61.56
13	MDSTB 2,5/13-G1	1762800	50	66.56
14	MDSTB 2,5/14-G1	1762813	50	71.56
15	MDSTB 2,5/15-G1	1762826	50	76.56
16	MDSTB 2,5/16-G1	1762839	50	81.56
17	MDSTB 2,5/17-G1	1762842	50	86.56
18	MDSTB 2,5/18-G1	1762855	50	91.56
19	MDSTB 2,5/19-G1	1762868	50	96.56
20	MDSTB 2,5/20-G1	1762871	50	101.56

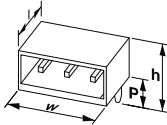


### Technical data

Product Line	COMBICON Connectors M		
Connection system / type of contact	COMBICON MSTB 2,5 / Pin		
Locking	without		
Electrical parameters			
rated current / nominal cross section	[A] / [mm <sup>2</sup> ]	10 / 2.5	
Surge voltage category/degree of pollution		III/3	II / 2
Rated insulation voltage	[V]	250	320
Rated surge voltage	[kV]	4	4
General data			
Type of insulation material / insulation material group	PA / I		
Flammability rating in accordance with UL 94	V0		
Certification data			
Note	More detailed information on the approval data can be found on our website.		

## PCB headers, Pitch: 5.08 mm

MDSTB 2,5/..-G1, Linear pinning



Dimensions	[mm]
Solder pin length [P]	3.5
Length [l]	22
Height [h]	32
Installed height	28.5



### Ordering data

No. of pos.	Type	Item No.	Pcs./ Pkt.	Width w [mm]
2	MDSTB 2,5/ 2-G1-5,08	1938948	50	16.8
3	MDSTB 2,5/ 3-G1-5,08	1762376	50	16.8
4	MDSTB 2,5/ 4-G1-5,08	1736713	50	21.88
5	MDSTB 2,5/ 5-G1-5,08	1938951	50	26.96
6	MDSTB 2,5/ 6-G1-5,08	1762415	50	32.04
7	MDSTB 2,5/ 7-G1-5,08	1762428	50	37.12
8	MDSTB 2,5/ 8-G1-5,08	1762431	50	42.2
9	MDSTB 2,5/ 9-G1-5,08	1762444	50	47.28
10	MDSTB 2,5/10-G1-5,08	1762457	50	52.36
11	MDSTB 2,5/11-G1-5,08	1762460	50	57.44
12	MDSTB 2,5/12-G1-5,08	1762703	50	62.52
13	MDSTB 2,5/13-G1-5,08	1762473	50	67.6
14	MDSTB 2,5/14-G1-5,08	1762486	50	72.68
15	MDSTB 2,5/15-G1-5,08	1762499	50	77.76
16	MDSTB 2,5/16-G1-5,08	1762509	50	82.84
17	MDSTB 2,5/17-G1-5,08	1762512	50	87.92
18	MDSTB 2,5/18-G1-5,08	1762525	50	93
19	MDSTB 2,5/19-G1-5,08	1762538	50	98.08
20	MDSTB 2,5/20-G1-5,08	1762680	50	103.16



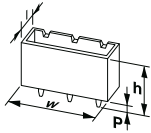

### Technical data

Product Line	COMBICON Connectors M		
Connection system / type of contact	COMBICON MSTB 2,5 / Pin		
Locking	without		
Electrical parameters			
rated current / nominal cross section	[A] / [mm <sup>2</sup> ]	10 / 2.5	
Surge voltage category/degree of pollution		III/3	II / 2
Rated insulation voltage	[V]	250	320
Rated surge voltage	[kV]	4	4
General data			
Type of insulation material / insulation material group	PA / I		
Flammability rating in accordance with UL 94	V0		
Certification data			
Note	More detailed information on the approval data can be found on our website.		



PCB headers, Pitch: 5 mm

MDSTBV 2,5/...-G1, Linear pinning



Dimensions	[mm]
Solder pin length [P]	3.9
Length [l]	22
Height [h]	25.9
Installed height	22



Ordering data

No. of pos.	Type	Item No.	Pcs./ Pkt.	Width w [mm]
3	MDSTBV 2,5/ 3-G1	1736726	50	16.56
4	MDSTBV 2,5/ 4-G1	1736739	50	21.56
6	MDSTBV 2,5/ 6-G1	1762884	50	26.56
7	MDSTBV 2,5/ 7-G1	1762897	50	36.56
8	MDSTBV 2,5/ 8-G1	1762907	50	41.56
9	MDSTBV 2,5/ 9-G1	1762910	50	46.56
10	MDSTBV 2,5/10-G1	1762923	50	51.56
11	MDSTBV 2,5/11-G1	1762936	50	56.56
12	MDSTBV 2,5/12-G1	1762949	50	61.56
13	MDSTBV 2,5/13-G1	1762952	50	66.56
14	MDSTBV 2,5/14-G1	1762965	50	71.56
15	MDSTBV 2,5/15-G1	1762978	50	76.56
16	MDSTBV 2,5/16-G1	1762981	50	81.56
17	MDSTBV 2,5/17-G1	1762994	50	86.56
18	MDSTBV 2,5/18-G1	1763016	50	91.56
19	MDSTBV 2,5/19-G1	1763029	50	96.56
20	MDSTBV 2,5/20-G1	1763139	50	101.56

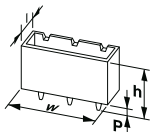



Technical data

Product Line	COMBICON Connectors M		
Connection system / type of contact	COMBICON MSTB 2,5 / Pin		
Locking	without		
Electrical parameters			
rated current / nominal cross section	[A] / [mm <sup>2</sup> ]	10 / 2.5	
Surge voltage category/degree of pollution		III/3	III / 2
Rated insulation voltage	[V]	250	320
Rated surge voltage	[kV]	4	4
General data			
Type of insulation material / insulation material group	PA / I		
Flammability rating in accordance with UL 94	V0		
Certification data			
Note	More detailed information on the approval data can be found on our website.		

PCB headers, Pitch: 5.08 mm

MDSTBV 2,5/...-G1, Linear pinning



Dimensions	[mm]
Solder pin length [P]	3.9
Length [l]	22
Height [h]	25.9
Installed height	22



Ordering data

No. of pos.	Type	Item No.	Pcs./ Pkt.	Width w [mm]
3	MDSTBV 2,5/ 3-G1-5,08	1736742	50	16.8
4	MDSTBV 2,5/ 4-G1-5,08	1736755	50	21.88
6	MDSTBV 2,5/ 6-G1-5,08	1762541	50	32.04
7	MDSTBV 2,5/ 7-G1-5,08	1762554	50	37.12
8	MDSTBV 2,5/ 8-G1-5,08	1762567	50	42.2
9	MDSTBV 2,5/ 9-G1-5,08	1762570	50	47.28
10	MDSTBV 2,5/10-G1-5,08	1762583	50	52.36
11	MDSTBV 2,5/11-G1-5,08	1762596	50	57.44
12	MDSTBV 2,5/12-G1-5,08	1762606	50	62.52
13	MDSTBV 2,5/13-G1-5,08	1762619	50	67.6
14	MDSTBV 2,5/14-G1-5,08	1762622	50	72.68
15	MDSTBV 2,5/15-G1-5,08	1762635	50	77.76
16	MDSTBV 2,5/16-G1-5,08	1762648	50	82.84
17	MDSTBV 2,5/17-G1-5,08	1762651	50	87.92
18	MDSTBV 2,5/18-G1-5,08	1762664	50	93
19	MDSTBV 2,5/19-G1-5,08	1762677	50	98.08
20	MDSTBV 2,5/20-G1-5,08	1762693	50	103.16



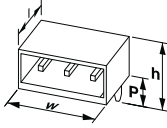
Technical data

Product Line	COMBICON Connectors M		
Connection system / type of contact	COMBICON MSTB 2,5 / Pin		
Locking	without		
Electrical parameters			
rated current / nominal cross section	[A] / [mm <sup>2</sup> ]	10 / 2.5	
Surge voltage category/degree of pollution		III/3	III / 2
Rated insulation voltage	[V]	250	320
Rated surge voltage	[kV]	4	4
General data			
Type of insulation material / insulation material group	PA / I		
Flammability rating in accordance with UL 94	V0		
Certification data			
Note	More detailed information on the approval data can be found on our website.		

# COMBICON connectors M up to 2.5 mm<sup>2</sup> (14 AWG)

## PCB headers, Pitch: 5.08 mm

IC 2,5/...-G, Linear pinning



Dimensions	[mm]
Solder pin length [P]	3.5
Length [l]	18.9
Height [h]	13.7
Installed height	10.2



### Ordering data

No. of pos.	Type	Item No.	Pcs./ Pkt.	Width w [mm]
2	IC 2,5/ 2-G-5,08	1786404	50	12.16
3	IC 2,5/ 3-G-5,08	1786417	50	17.24
4	IC 2,5/ 4-G-5,08	1786420	50	22.32
5	IC 2,5/ 5-G-5,08	1786433	50	27.4
6	IC 2,5/ 6-G-5,08	1786446	50	32.48
7	IC 2,5/ 7-G-5,08	1786459	50	37.56
8	IC 2,5/ 8-G-5,08	1786462	50	42.64
9	IC 2,5/ 9-G-5,08	1786475	50	47.72
10	IC 2,5/10-G-5,08	1786488	50	52.8
11	IC 2,5/11-G-5,08	1786491	50	57.88
12	IC 2,5/12-G-5,08	1786501	50	62.96
13	IC 2,5/13-G-5,08	1786514	50	68.04
14	IC 2,5/14-G-5,08	1786527	50	73.12
15	IC 2,5/15-G-5,08	1786530	50	78.2
16	IC 2,5/16-G-5,08	1786543	50	83.28
17	IC 2,5/17-G-5,08	1786556	50	88.36
18	IC 2,5/18-G-5,08	1786569	50	93.44
19	IC 2,5/19-G-5,08	1786572	50	98.52
20	IC 2,5/20-G-5,08	1786585	50	103.6
21	IC 2,5/21-G-5,08	1786598	50	108.68
22	IC 2,5/22-G-5,08	1786608	50	113.76
23	IC 2,5/23-G-5,08	1786611	50	118.84
24	IC 2,5/24-G-5,08	1786624	50	123.92

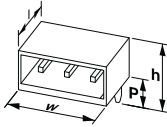


### Technical data

Product Line	COMBICON Connectors M		
Connection system / type of contact	COMBICON MSTB 2,5 / Socket		
Locking	without		
Electrical parameters			
rated current / nominal cross section	[A] / [mm <sup>2</sup> ]	12 / 2.5	
Surge voltage category/degree of pollution		III/3	II / 2
Rated insulation voltage	[V]	320	630
Rated surge voltage	[kV]	4	4
General data			
Type of insulation material / insulation material group	PA / I		
Flammability rating in accordance with UL 94	V0		
Certification data			
Note	More detailed information on the approval data can be found on our website.		

## PCB headers, Pitch: 5.08 mm

IC 2,5/...-GF, Linear pinning



Dimensions	[mm]
Solder pin length [P]	3.5
Length [l]	18.9
Height [h]	13.7
Installed height	10.2



### Ordering data

No. of pos.	Type	Item No.	Pcs./ Pkt.	Width w [mm]
2	IC 2,5/ 2-GF-5,08	1825129	50	20.28
3	IC 2,5/ 3-GF-5,08	1825132	50	25.36
4	IC 2,5/ 4-GF-5,08	1825145	50	30.44
5	IC 2,5/ 5-GF-5,08	1825158	50	35.52
6	IC 2,5/ 6-GF-5,08	1825161	50	40.6
7	IC 2,5/ 7-GF-5,08	1825174	50	45.68
8	IC 2,5/ 8-GF-5,08	1825187	50	50.76
9	IC 2,5/ 9-GF-5,08	1825190	50	55.84
10	IC 2,5/10-GF-5,08	1825200	50	60.92
11	IC 2,5/11-GF-5,08	1825213	50	66
12	IC 2,5/12-GF-5,08	1825226	50	71.08
13	IC 2,5/13-GF-5,08	1825239	50	76.16
14	IC 2,5/14-GF-5,08	1825242	50	81.24
15	IC 2,5/15-GF-5,08	1825255	50	86.32
16	IC 2,5/16-GF-5,08	1825268	50	91.4
17	IC 2,5/17-GF-5,08	1825271	50	96.48
18	IC 2,5/18-GF-5,08	1825284	50	101.56
19	IC 2,5/19-GF-5,08	1825297	50	106.64
20	IC 2,5/20-GF-5,08	1825307	50	111.72

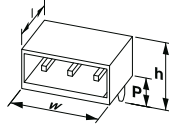


### Technical data

Product Line	COMBICON Connectors M		
Connection system / type of contact	COMBICON MSTB 2,5 / Socket		
Locking	Threaded flange		
Electrical parameters			
rated current / nominal cross section	[A] / [mm <sup>2</sup> ]	12 / 2.5	
Surge voltage category/degree of pollution		III/3	II / 2
Rated insulation voltage	[V]	320	630
Rated surge voltage	[kV]	4	4
General data			
Type of insulation material / insulation material group	PA / I		
Flammability rating in accordance with UL 94	V0		
Certification data			
Note	More detailed information on the approval data can be found on our website.		

PCB headers, Pitch: 5.08 mm

IC 2,5/...-GF-EX, Linear pinning



Dimensions	[mm]
Solder pin length [P]	3.5
Length [l]	19
Height [h]	13.7
Installed height	10.2



Ordering data

No. of pos.	Type	Item No.	Pcs./ Pkt.	Width w [mm]
2	IC 2,5/ 2-GF-5,08 EX	1810337	50	20.28
3	IC 2,5/ 3-GF-5,08 EX	1810340	50	25.36
4	IC 2,5/ 4-GF-5,08 EX	1810353	50	30.44
5	IC 2,5/ 5-GF-5,08 EX	1810366	50	35.52
6	IC 2,5/ 6-GF-5,08 EX	1810379	50	40.6
7	IC 2,5/ 7-GF-5,08 EX	1810382	50	45.68
8	IC 2,5/ 8-GF-5,08 EX	1810395	50	50.76
9	IC 2,5/ 9-GF-5,08 EX	1810405	50	55.84
10	IC 2,5/10-GF-5,08 EX	1810418	50	60.92
11	IC 2,5/11-GF-5,08 EX	1810421	50	66
12	IC 2,5/12-GF-5,08 EX	1810434	50	71.08

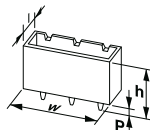


Technical data

Product Line	COMBICON Connectors M
Connection system / type of contact	COMBICON MSTB 2,5 EX / Socket
Locking	Threaded flange
Ex marking	0344 Ex eb IIC Gb
Examination certificate	KEMA 10ATEX0196 U
IECEx certificate	IECEx KEM 10.0093U
Electrical parameters	
rated current / nominal cross section	[A] / [mm <sup>2</sup> ] 12 / 2.5
Rated voltage	[V] 176
General data	
Type of insulation material / insulation material group	PA / I
Flammability rating in accordance with UL 94	V0
Certification data	
Note	More detailed information on the approval data can be found on our website.

PCB headers, Pitch: 5.08 mm

ICV 2,5/...-G, Linear pinning

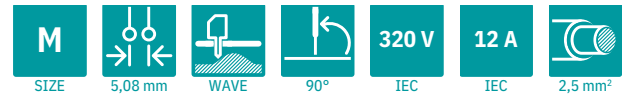


Dimensions	[mm]
Solder pin length [P]	3.6
Length [l]	10.2
Height [h]	22.4
Installed height	18.9



Ordering data

No. of pos.	Type	Item No.	Pcs./ Pkt.	Width w [mm]
2	ICV 2,5/ 2-G-5,08	1785942	50	12.16
3	ICV 2,5/ 3-G-5,08	1785955	50	17.24
4	ICV 2,5/ 4-G-5,08	1785968	50	22.32
5	ICV 2,5/ 5-G-5,08	1785971	50	27.4
6	ICV 2,5/ 6-G-5,08	1785984	50	32.48
7	ICV 2,5/ 7-G-5,08	1785997	50	37.56
8	ICV 2,5/ 8-G-5,08	1786006	50	42.64
9	ICV 2,5/ 9-G-5,08	1786019	50	47.72
10	ICV 2,5/10-G-5,08	1786022	50	52.8
11	ICV 2,5/11-G-5,08	1786035	50	57.88
12	ICV 2,5/12-G-5,08	1786048	50	62.96
13	ICV 2,5/13-G-5,08	1786051	50	68.04
14	ICV 2,5/14-G-5,08	1786064	50	73.12
15	ICV 2,5/15-G-5,08	1786077	50	78.2
16	ICV 2,5/16-G-5,08	1786080	50	83.28
17	ICV 2,5/17-G-5,08	1786093	50	88.36
18	ICV 2,5/18-G-5,08	1786103	50	93.44
19	ICV 2,5/19-G-5,08	1786116	50	98.52
20	ICV 2,5/20-G-5,08	1786129	50	103.6
21	ICV 2,5/21-G-5,08	1786132	50	108.68
22	ICV 2,5/22-G-5,08	1786145	50	113.76
23	ICV 2,5/23-G-5,08	1786158	50	118.84
24	ICV 2,5/24-G-5,08	1786161	50	123.92



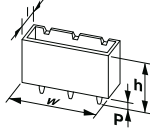
Technical data

Product Line	COMBICON Connectors M
Connection system / type of contact	COMBICON MSTB 2,5 / Socket
Locking	without
Electrical parameters	
rated current / nominal cross section	[A] / [mm <sup>2</sup> ] 12 / 2.5
Surge voltage category/degree of pollution	III/3 III / 2 II / 2
Rated insulation voltage	[V] 320 320 630
Rated surge voltage	[kV] 4 4 4
General data	
Type of insulation material / insulation material group	PA / I
Flammability rating in accordance with UL 94	V0
Certification data	
Note	More detailed information on the approval data can be found on our website.

# COMBICON connectors M up to 2.5 mm<sup>2</sup> (14 AWG)

## PCB headers, Pitch: 5.08 mm

ICV 2,5/...-GF, Linear pinning



Dimensions	[mm]
Solder pin length [P]	3.6
Length [l]	10.2
Height [h]	22.5
Installed height	19



### Ordering data

No. of pos.	Type	Item No.	Pcs./ Pkt.	Width w [mm]
2	ICV 2,5/ 2-GF-5,08	1825695	50	20.28
3	ICV 2,5/ 3-GF-5,08	1825705	50	25.36
4	ICV 2,5/ 4-GF-5,08	1825718	50	30.44
5	ICV 2,5/ 5-GF-5,08	1825721	50	35.52
6	ICV 2,5/ 6-GF-5,08	1825734	50	40.6
7	ICV 2,5/ 7-GF-5,08	1825747	50	45.68
8	ICV 2,5/ 8-GF-5,08	1825750	50	50.76
9	ICV 2,5/ 9-GF-5,08	1825763	50	55.84
10	ICV 2,5/10-GF-5,08	1825776	50	60.92
11	ICV 2,5/11-GF-5,08	1825789	50	66
12	ICV 2,5/12-GF-5,08	1825792	50	71.08
13	ICV 2,5/13-GF-5,08	1825802	50	76.16
14	ICV 2,5/14-GF-5,08	1825815	50	81.24
15	ICV 2,5/15-GF-5,08	1825828	50	86.32
16	ICV 2,5/16-GF-5,08	1825831	50	91.4
17	ICV 2,5/17-GF-5,08	1825844	50	96.48
18	ICV 2,5/18-GF-5,08	1825857	50	101.56
19	ICV 2,5/19-GF-5,08	1825860	50	106.64
20	ICV 2,5/20-GF-5,08	1825873	50	111.72

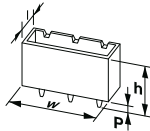


### Technical data

Product Line	COMBICON Connectors M		
Connection system / type of contact	COMBICON MSTB 2,5 / Socket		
Locking	Threaded flange		
Electrical parameters			
rated current / nominal cross section	[A] / [mm <sup>2</sup> ]	12 / 2.5	
Surge voltage category/degree of pollution		III/3	II / 2
Rated insulation voltage	[V]	320	630
Rated surge voltage	[kV]	4	4
General data			
Type of insulation material / insulation material group	PA / I		
Flammability rating in accordance with UL 94	V0		
Certification data			
Note	More detailed information on the approval data can be found on our website.		

## PCB headers, Pitch: 5.08 mm

ICV 2,5/...-GF-EX, Linear pinning



Dimensions	[mm]
Solder pin length [P]	3.6
Length [l]	10.2
Height [h]	22.6
Installed height	19



### Ordering data

No. of pos.	Type	Item No.	Pcs./ Pkt.	Width w [mm]
2	ICV 2,5/ 2-GF-5,08 EX	1810447	50	20.28
3	ICV 2,5/ 3-GF-5,08 EX	1810450	50	25.36
4	ICV 2,5/ 4-GF-5,08 EX	1810463	50	30.44
5	ICV 2,5/ 5-GF-5,08 EX	1810476	50	35.52
6	ICV 2,5/ 6-GF-5,08 EX	1810489	50	40.6
7	ICV 2,5/ 7-GF-5,08 EX	1810492	50	45.68
8	ICV 2,5/ 8-GF-5,08 EX	1810502	50	50.76
9	ICV 2,5/ 9-GF-5,08 EX	1810515	50	55.84
10	ICV 2,5/10-GF-5,08 EX	1810528	50	60.92
11	ICV 2,5/11-GF-5,08 EX	1810531	50	66
12	ICV 2,5/12-GF-5,08 EX	1810544	50	71.08

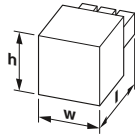


### Technical data

Product Line	COMBICON Connectors M		
Connection system / type of contact	COMBICON MSTB 2,5 EX / Socket		
Locking	Threaded flange		
Ex marking	0344 Ex / II 2GD / Ex eb IIC Gb		
Examination certificate	KEMA 10ATEX0196 U		
IECEx certificate	IECEx KEM 10.0093U		
Electrical parameters			
rated current / nominal cross section	[A] / [mm <sup>2</sup> ]	12 / 2.5	
Rated voltage	[V]	176	
General data			
Type of insulation material / insulation material group	PA / I		
Flammability rating in accordance with UL 94	V0		
Certification data			
Note	More detailed information on the approval data can be found on our website.		

**Feed-through connector, Screw connection with tension sleeve, Pitch: 5.08 mm**

DFK-MSTB 2,5/...-STF-LR



Dimensions	[mm]
Length [l]	19.3
Height [h]	16.5



**Ordering data**

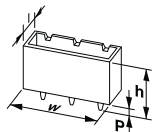
No. of pos.	Type	Item No.	Pcs./ Pkt.	Width w [mm]
2	DFK-MSTB 2,5/ 2-STF-5,08-LR	1096152	50	35.13
3	DFK-MSTB 2,5/ 3-STF-5,08-LR	1096151	50	40.21
4	DFK-MSTB 2,5/ 4-STF-5,08-LR	1098052	50	45.29
5	DFK-MSTB 2,5/ 5-STF-5,08-LR	1096150	50	50.37
6	DFK-MSTB 2,5/ 6-STF-5,08-LR	1096149	50	55.45
7	DFK-MSTB 2,5/ 7-STF-5,08-LR	1096148	50	60.53
8	DFK-MSTB 2,5/ 8-STF-5,08-LR	1096146	50	65.61
9	DFK-MSTB 2,5/ 9-STF-5,08-LR	1096145	50	70.69
10	DFK-MSTB 2,5/10-STF-5,08-LR	1096144	50	75.77
11	DFK-MSTB 2,5/11-STF-5,08-LR	1096143	50	80.85
12	DFK-MSTB 2,5/12-STF-5,08-LR	1096142	50	85.93
13	DFK-MSTB 2,5/13-STF-5,08-LR	1095729	50	91.01
14	DFK-MSTB 2,5/14-STF-5,08-LR	1095511	50	96.09
15	DFK-MSTB 2,5/15-STF-5,08-LR	1095510	50	101.17
16	DFK-MSTB 2,5/16-STF-5,08-LR	1095509	50	106.25
17	DFK-MSTB 2,5/17-STF-5,08-LR	1230705	50	111.33
18	DFK-MSTB 2,5/18-STF-5,08-LR	1230708	50	116.41
19	DFK-MSTB 2,5/19-STF-5,08-LR	1230710	50	121.49
20	DFK-MSTB 2,5/20-STF-5,08-LR	1230711	50	126.57
21	DFK-MSTB 2,5/21-STF-5,08-LR	1230713	50	131.65
22	DFK-MSTB 2,5/22-STF-5,08-LR	1230716	50	136.73
23	DFK-MSTB 2,5/23-STF-5,08-LR	1230718	50	141.81
24	DFK-MSTB 2,5/24-STF-5,08-LR	1230719	50	146.89

**Technical data**

Product Line	COMBICON Connectors M		
Connection system / type of contact	COMBICON MSTB 2,5 / Pin		
Locking	Lock & release threaded flange		
Connection capacity			
rigid / flexible	[mm <sup>2</sup> ]	0.2 - 2.5 / 0.2 - 2.5	
Flexible with ferrules without plastic sleeve	[mm <sup>2</sup> ]	0.25 - 2.5	
Flexible with ferrules with plastic sleeve	[mm <sup>2</sup> ]	0.25 - 2.5	
2 conductors with same cross section solid / stranded	[mm <sup>2</sup> ]	0.2 - 1 / 0.2 - 1.5	
2 conductors with same cross section, stranded, with ferrule without plastic sleeve	[mm <sup>2</sup> ]	0.25 - 1	
Conductor cross section AWG/kcmil		24 - 12	
Stripping length	[mm]	- 7	
Tightening torque	[Nm]	0.5 - 0.6 Nm	
Electrical parameters			
rated current / nominal cross section	[A] / [mm <sup>2</sup> ]	12 / 2.5	
Surge voltage category/degree of pollution		III/3	III / 2 II / 2
Rated insulation voltage	[V]	250	320 630
Rated surge voltage	[kV]	4	4 4
General data			
Type of insulation material / insulation material group		PA / I	
Flammability rating in accordance with UL 94		V0	
Certification data			
Note	More detailed information on the approval data can be found on our website.		

**Feed-through header, Solder/Slip-on connection, Pitch: 5 mm**

DFK-MSTB 2,5/...-G, Linear pinning



Dimensions	[mm]
Solder pin length [P]	9.3
Length [l]	17.5
Height [h]	29.5
Installed height	20.2



**Ordering data**

No. of pos.	Type	Item No.	Pcs./ Pkt.	Width w [mm]
2	DFK-MSTB 2,5/ 2-G	0707109	50	30
3	DFK-MSTB 2,5/ 3-G	0707112	50	35
4	DFK-MSTB 2,5/ 4-G	0707125	50	40
5	DFK-MSTB 2,5/ 5-G	0707138	50	45
6	DFK-MSTB 2,5/ 6-G	0707141	50	50
7	DFK-MSTB 2,5/ 7-G	0707154	50	55
8	DFK-MSTB 2,5/ 8-G	0707060	50	60
9	DFK-MSTB 2,5/ 9-G	0707167	50	65
10	DFK-MSTB 2,5/10-G	0707170	50	70
11	DFK-MSTB 2,5/11-G	0707183	50	75
12	DFK-MSTB 2,5/12-G	0707196	50	80
13	DFK-MSTB 2,5/13-G	0707206	50	85
14	DFK-MSTB 2,5/14-G	0707219	50	90
15	DFK-MSTB 2,5/15-G	0707222	50	95
16	DFK-MSTB 2,5/16-G	0707235	50	100

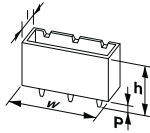
**Technical data**

Product Line	COMBICON Connectors M		
Connection system / type of contact	COMBICON MSTB 2,5 / Pin		
Locking	without		
Electrical parameters			
rated current / nominal cross section	[A] / [mm <sup>2</sup> ]	12 / 2.5	
Surge voltage category/degree of pollution		III/3	III / 2 II / 2
Rated insulation voltage	[V]	320	320 630
Rated surge voltage	[kV]	4	4 4
General data			
Type of insulation material / insulation material group		PA / I	
Flammability rating in accordance with UL 94		V2	
Certification data			
Note	More detailed information on the approval data can be found on our website.		

## COMBICON connectors M up to 2.5 mm<sup>2</sup> (14 AWG)

### Feed-through header, Solder/Slip-on connection, Pitch: 5.08 mm

DFK-MSTB 2,5/..-G, Linear pinning



Dimensions	[mm]
Solder pin length [P]	9.3
Length [l]	17.5
Height [h]	29.5
Installed height	20.2



#### Ordering data

No. of pos.	Type	Item No.	Pcs./ Pkt.	Width w [mm]
2	DFK-MSTB 2,5/ 2-G-5,08	0707248	50	30.48
3	DFK-MSTB 2,5/ 3-G-5,08	0707251	50	35.56
4	DFK-MSTB 2,5/ 4-G-5,08	0707264	50	40.64
5	DFK-MSTB 2,5/ 5-G-5,08	0707277	50	45.72
6	DFK-MSTB 2,5/ 6-G-5,08	0707280	50	50.8
7	DFK-MSTB 2,5/ 7-G-5,08	0707293	50	55.88
8	DFK-MSTB 2,5/ 8-G-5,08	0707057	50	60.96
9	DFK-MSTB 2,5/ 9-G-5,08	0707303	50	66.04
10	DFK-MSTB 2,5/10-G-5,08	0707316	50	71.12
11	DFK-MSTB 2,5/11-G-5,08	0707329	50	76.2
12	DFK-MSTB 2,5/12-G-5,08	0707332	50	81.28
13	DFK-MSTB 2,5/13-G-5,08	0707345	50	86.36
14	DFK-MSTB 2,5/14-G-5,08	0707358	50	91.44
15	DFK-MSTB 2,5/15-G-5,08	0707361	50	96.52
16	DFK-MSTB 2,5/16-G-5,08	0707374	50	101.6

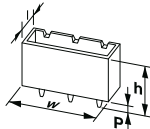


#### Technical data

Product Line	COMBICON Connectors M		
Connection system / type of contact	COMBICON MSTB 2,5 / Pin		
Locking	without		
Electrical parameters			
rated current / nominal cross section	[A] / [mm <sup>2</sup> ]	12 / 2.5	
Surge voltage category/degree of pollution		III/3	II / 2
Rated insulation voltage	[V]	320	630
Rated surge voltage	[kV]	4	4
General data			
Type of insulation material / insulation material group	PA / I		
Flammability rating in accordance with UL 94	V2		
Certification data			
Note	More detailed information on the approval data can be found on our website.		

### Feed-through header, Solder/Slip-on connection, Pitch: 5 mm

DFK-MSTB 2,5/..-GF, Linear pinning



Dimensions	[mm]
Solder pin length [P]	9.3
Length [l]	17.5
Height [h]	29.5
Installed height	20.2



#### Ordering data

No. of pos.	Type	Item No.	Pcs./ Pkt.	Width w [mm]
2	DFK-MSTB 2,5/ 2-GF	0710028	50	30
3	DFK-MSTB 2,5/ 3-GF	0710031	50	35
4	DFK-MSTB 2,5/ 4-GF	0710044	50	40
5	DFK-MSTB 2,5/ 5-GF	0710057	50	45
6	DFK-MSTB 2,5/ 6-GF	0710060	50	50
7	DFK-MSTB 2,5/ 7-GF	0710073	50	55
8	DFK-MSTB 2,5/ 8-GF	0710086	50	60
9	DFK-MSTB 2,5/ 9-GF	0710099	50	65
10	DFK-MSTB 2,5/10-GF	0710109	50	70
11	DFK-MSTB 2,5/11-GF	0710112	50	75
12	DFK-MSTB 2,5/12-GF	0710125	50	80
13	DFK-MSTB 2,5/13-GF	0710138	50	85
14	DFK-MSTB 2,5/14-GF	0710141	50	90
15	DFK-MSTB 2,5/15-GF	0710154	50	95
16	DFK-MSTB 2,5/16-GF	0710167	50	100

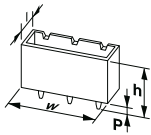



#### Technical data

Product Line	COMBICON Connectors M		
Connection system / type of contact	COMBICON MSTB 2,5 / Pin		
Locking	Threaded flange		
Electrical parameters			
rated current / nominal cross section	[A] / [mm <sup>2</sup> ]	12 / 2.5	
Surge voltage category/degree of pollution		III/3	II / 2
Rated insulation voltage	[V]	320	630
Rated surge voltage	[kV]	4	4
General data			
Type of insulation material / insulation material group	PA / I		
Flammability rating in accordance with UL 94	V2		
Certification data			
Note	More detailed information on the approval data can be found on our website.		

**Feed-through header, Solder/Slip-on connection, Pitch: 5.08 mm**

DFK-MSTB 2,5/..-GF, Linear pinning



Dimensions	[mm]
Solder pin length [P]	9.3
Length [l]	17.5
Height [h]	29.5
Installed height	20.2



**Ordering data**

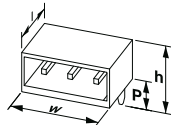
No. of pos.	Type	Item No.	Pcs./ Pkt.	Width w [mm]
2	DFK-MSTB 2,5/ 2-GF-5,08	0710170	50	30.48
3	DFK-MSTB 2,5/ 3-GF-5,08	0710183	50	35.56
4	DFK-MSTB 2,5/ 4-GF-5,08	0710196	50	40.64
5	DFK-MSTB 2,5/ 5-GF-5,08	0710206	50	45.72
6	DFK-MSTB 2,5/ 6-GF-5,08	0710219	50	50.8
7	DFK-MSTB 2,5/ 7-GF-5,08	0710222	50	55.88
8	DFK-MSTB 2,5/ 8-GF-5,08	0710235	50	60.96
9	DFK-MSTB 2,5/ 9-GF-5,08	0710248	50	66.04
10	DFK-MSTB 2,5/10-GF-5,08	0710251	50	71.12
11	DFK-MSTB 2,5/11-GF-5,08	0710264	50	76.2
12	DFK-MSTB 2,5/12-GF-5,08	0710277	50	81.28
13	DFK-MSTB 2,5/13-GF-5,08	0710280	50	86.36
14	DFK-MSTB 2,5/14-GF-5,08	0710293	50	91.44
15	DFK-MSTB 2,5/15-GF-5,08	0710303	50	96.52
16	DFK-MSTB 2,5/16-GF-5,08	0710316	50	101.6

**Technical data**

Product Line	COMBICON Connectors M		
Connection system / type of contact	COMBICON MSTB 2,5 / Pin		
Locking	Threaded flange		
<b>Electrical parameters</b>			
rated current / nominal cross section	[A] / [mm <sup>2</sup> ]	12 / 2.5	
Surge voltage category/degree of pollution		III/3	III / 2
Rated insulation voltage	[V]	320	320
Rated surge voltage	[kV]	4	4
<b>General data</b>			
Type of insulation material / insulation material group	PA / I		
Flammability rating in accordance with UL 94	V2		
<b>Certification data</b>			
Note	More detailed information on the approval data can be found on our website.		

**Feed-through header, Pitch: 5.08 mm**

DFK-MSTBA 2,5/..-G, Linear pinning



Dimensions	[mm]
Solder pin length [P]	3.2
Length [l]	12
Height [h]	20.7
Installed height	20.7



**Ordering data**

No. of pos.	Type	Item No.	Pcs./ Pkt.	Width w [mm]
2	DFK-MSTBA 2,5/ 2-G-5,08	1898839	50	29.76
3	DFK-MSTBA 2,5/ 3-G-5,08	1898842	50	34.84
4	DFK-MSTBA 2,5/ 4-G-5,08	1898855	50	39.92
5	DFK-MSTBA 2,5/ 5-G-5,08	1898868	50	45
6	DFK-MSTBA 2,5/ 6-G-5,08	1898871	50	50.8
7	DFK-MSTBA 2,5/ 7-G-5,08	1898884	50	55.16
8	DFK-MSTBA 2,5/ 8-G-5,08	1898897	50	60.24
9	DFK-MSTBA 2,5/ 9-G-5,08	1898907	50	65.32
10	DFK-MSTBA 2,5/10-G-5,08	1898910	50	70.4
11	DFK-MSTBA 2,5/11-G-5,08	1898923	50	75.48
12	DFK-MSTBA 2,5/12-G-5,08	1898936	50	80.56
13	DFK-MSTBA 2,5/13-G-5,08	1898949	50	85.64
14	DFK-MSTBA 2,5/14-G-5,08	1898952	50	90.72
15	DFK-MSTBA 2,5/15-G-5,08	1898965	50	95.8
16	DFK-MSTBA 2,5/16-G-5,08	1898978	50	100.88

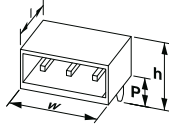
**Technical data**

Product Line	COMBICON Connectors M		
Connection system / type of contact	COMBICON MSTB 2,5 / Pin		
Locking	without		
<b>Electrical parameters</b>			
rated current / nominal cross section	[A] / [mm <sup>2</sup> ]	12 / 2.5	
Surge voltage category/degree of pollution		III/3	III / 2
Rated insulation voltage	[V]	250	320
Rated surge voltage	[kV]	4	4
<b>General data</b>			
Type of insulation material / insulation material group	PBT / IIIa		
Flammability rating in accordance with UL 94	V0		
<b>Certification data</b>			
Note	More detailed information on the approval data can be found on our website.		

# COMBICON connectors M up to 2.5 mm<sup>2</sup> (14 AWG)

## Feed-through header, Pitch: 5.08 mm

DFK-MSTBA 2,5/..-GF, Linear pinning



Dimensions	[mm]
Solder pin length [P]	3.2
Length [l]	12
Height [h]	18.2
Installed height	18.2



### Ordering data

No. of pos.	Type	Item No.	Pcs./ Pkt.	Width w [mm]
2	DFK-MSTBA 2,5/ 2-GF-5,08	1898981	50	39.92
3	DFK-MSTBA 2,5/ 3-GF-5,08	1898994	50	45
4	DFK-MSTBA 2,5/ 4-GF-5,08	1899003	50	50.08
5	DFK-MSTBA 2,5/ 5-GF-5,08	1899016	50	55.16
6	DFK-MSTBA 2,5/ 6-GF-5,08	1899029	50	60.24
7	DFK-MSTBA 2,5/ 7-GF-5,08	1899032	50	65.32
8	DFK-MSTBA 2,5/ 8-GF-5,08	1899045	50	70.4
9	DFK-MSTBA 2,5/ 9-GF-5,08	1899058	50	75.48
10	DFK-MSTBA 2,5/10-GF-5,08	1899061	50	80.56
11	DFK-MSTBA 2,5/11-GF-5,08	1899074	50	85.64
12	DFK-MSTBA 2,5/12-GF-5,08	1899087	50	90.72
13	DFK-MSTBA 2,5/13-GF-5,08	1899090	50	95.8
14	DFK-MSTBA 2,5/14-GF-5,08	1899100	50	100.88
15	DFK-MSTBA 2,5/15-GF-5,08	1899113	50	105.96
16	DFK-MSTBA 2,5/16-GF-5,08	1899126	50	111.04

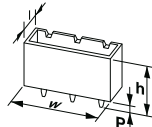


### Technical data

Product Line	COMBICON Connectors M		
Connection system / type of contact	COMBICON MSTB 2,5 / Pin		
Locking	Threaded flange		
Electrical parameters			
rated current / nominal cross section	[A] / [mm <sup>2</sup> ]	12 / 2.5	
Surge voltage category/degree of pollution		III/3	II / 2
Rated insulation voltage	[V]	250	320
Rated surge voltage	[kV]	4	4
General data			
Type of insulation material / insulation material group	PBT / IIIa		
Flammability rating in accordance with UL 94	V0		
Certification data			
Note	More detailed information on the approval data can be found on our website.		

## Feed-through header, Pitch: 5.08 mm

DFK-MSTBVA 2,5/..-G, Linear pinning



Dimensions	[mm]
Solder pin length [P]	3.9
Length [l]	12
Height [h]	20.07
Installed height	20.07



### Ordering data

No. of pos.	Type	Item No.	Pcs./ Pkt.	Width w [mm]
2	DFK-MSTBVA 2,5/ 2-G-5,08	1899139	50	29.76
3	DFK-MSTBVA 2,5/ 3-G-5,08	1899142	50	31.84
4	DFK-MSTBVA 2,5/ 4-G-5,08	1899155	50	36.92
5	DFK-MSTBVA 2,5/ 5-G-5,08	1899168	50	42
6	DFK-MSTBVA 2,5/ 6-G-5,08	1899171	50	47.08
7	DFK-MSTBVA 2,5/ 7-G-5,08	1899184	50	52.16
8	DFK-MSTBVA 2,5/ 8-G-5,08	1899197	50	57.24
9	DFK-MSTBVA 2,5/ 9-G-5,08	1899207	50	62.32
10	DFK-MSTBVA 2,5/10-G-5,08	1899210	50	67.4
11	DFK-MSTBVA 2,5/11-G-5,08	1899223	50	72.48
12	DFK-MSTBVA 2,5/12-G-5,08	1899236	50	77.56
13	DFK-MSTBVA 2,5/13-G-5,08	1899249	50	82.64
14	DFK-MSTBVA 2,5/14-G-5,08	1899252	50	87.72
15	DFK-MSTBVA 2,5/15-G-5,08	1899265	50	92.8
16	DFK-MSTBVA 2,5/16-G-5,08	1899278	50	97.88



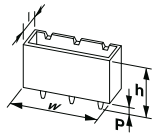
### Technical data

Product Line	COMBICON Connectors M		
Connection system / type of contact	COMBICON MSTB 2,5 / Pin		
Locking	without		
Electrical parameters			
rated current / nominal cross section	[A] / [mm <sup>2</sup> ]	12 / 2.5	
Surge voltage category/degree of pollution		III/3	II / 2
Rated insulation voltage	[V]	250	320
Rated surge voltage	[kV]	4	4
General data			
Type of insulation material / insulation material group	PBT / IIIa		
Flammability rating in accordance with UL 94	V0		
Certification data			
Note	More detailed information on the approval data can be found on our website.		



**Feed-through header, Pitch: 5.08 mm**

DFK-MSTBVA 2,5/...-GF, Linear pinning



Dimensions	[mm]
Solder pin length [P]	3.9
Length [l]	18.2
Height [h]	15.9
Installed height	12



**Ordering data**

No. of pos.	Type	Item No.	Pcs./ Pkt.	Width w [mm]
2	DFK-MSTBVA 2,5/ 2-GF-5,08	1899281	50	39.92
3	DFK-MSTBVA 2,5/ 3-GF-5,08	1899294	50	45
4	DFK-MSTBVA 2,5/ 4-GF-5,08	1899304	50	50.08
5	DFK-MSTBVA 2,5/ 5-GF-5,08	1899317	50	55.16
6	DFK-MSTBVA 2,5/ 6-GF-5,08	1899320	50	60.24
7	DFK-MSTBVA 2,5/ 7-GF-5,08	1899333	50	65.32
8	DFK-MSTBVA 2,5/ 8-GF-5,08	1899346	50	70.4
9	DFK-MSTBVA 2,5/ 9-GF-5,08	1899359	50	75.48
10	DFK-MSTBVA 2,5/10-GF-5,08	1899362	50	80.56
11	DFK-MSTBVA 2,5/11-GF-5,08	1899375	50	85.64
12	DFK-MSTBVA 2,5/12-GF-5,08	1899388	50	90.72
13	DFK-MSTBVA 2,5/13-GF-5,08	1899391	50	95.8
14	DFK-MSTBVA 2,5/14-GF-5,08	1899401	50	100.88
15	DFK-MSTBVA 2,5/15-GF-5,08	1899414	50	105.96
16	DFK-MSTBVA 2,5/16-GF-5,08	1899427	50	111.04

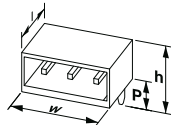
<b>M</b> SIZE	 5,08 mm	 WAVE	 90°	<b>320 V</b> IEC	<b>12 A</b> IEC	 2,5 mm <sup>2</sup>
------------------	-------------	----------	---------	---------------------	--------------------	-------------------------

**Technical data**

Product Line	COMBICON Connectors M		
Connection system / type of contact	COMBICON MSTB 2,5 / Pin		
Locking	Threaded flange		
<b>Electrical parameters</b>			
rated current / nominal cross section	[A] / [mm <sup>2</sup> ]	12 / 2.5	
Surge voltage category/degree of pollution		III/3	II / 2
Rated insulation voltage	[V]	250	320
Rated surge voltage	[kV]	4	4
<b>General data</b>			
Type of insulation material / insulation material group	PBT / IIIa		
Flammability rating in accordance with UL 94	V0		
<b>Certification data</b>			
Note	More detailed information on the approval data can be found on our website.		

**PCB headers, Pitch: 7.5 mm**

GMSTB 2,5/...-G, Linear pinning



Dimensions	[mm]
Solder pin length [P]	3.5
Length [l]	12
Height [h]	12.1
Installed height	8.6



**Ordering data**

No. of pos.	Type	Item No.	Pcs./ Pkt.	Width w [mm]
2	GMSTB 2,5/ 2-G	1766013	50	13.2
3	GMSTB 2,5/ 3-G	1766026	50	20.7
4	GMSTB 2,5/ 4-G	1766039	50	28.2
5	GMSTB 2,5/ 5-G	1766042	50	35.7
6	GMSTB 2,5/ 6-G	1766055	50	43.2
7	GMSTB 2,5/ 7-G	1766068	50	50.7
8	GMSTB 2,5/ 8-G	1766071	50	58.2
9	GMSTB 2,5/ 9-G	1766084	50	65.7
10	GMSTB 2,5/10-G	1766097	50	73.2
11	GMSTB 2,5/11-G	1766107	50	80.7
12	GMSTB 2,5/12-G	1766110	50	88.2

<b>M</b> SIZE	 7,5 mm	 WAVE	<b>630 V</b> IEC	<b>12 A</b> IEC	 2,5 mm <sup>2</sup>
------------------	------------	----------	---------------------	--------------------	-------------------------

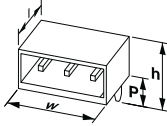
**Technical data**

Product Line	COMBICON Connectors M		
Connection system / type of contact	COMBICON MSTB 2,5 / Pin		
Locking	without		
<b>Electrical parameters</b>			
rated current / nominal cross section	[A] / [mm <sup>2</sup> ]	12 / 2.5	
Surge voltage category/degree of pollution		III/3	II / 2
Rated insulation voltage	[V]	400	630
Rated surge voltage	[kV]	6	6
<b>General data</b>			
Type of insulation material / insulation material group	PA / I		
Flammability rating in accordance with UL 94	V0		
<b>Certification data</b>			
Note	More detailed information on the approval data can be found on our website.		

# COMBICON connectors M up to 2.5 mm<sup>2</sup> (14 AWG)

## PCB headers, Pitch: 7.62 mm

GMSTB 2,5/...-G, Linear pinning



Dimensions	[mm]
Solder pin length [P]	3.2
Length [l]	12
Height [h]	11.8
Installed height	8.6



### Ordering data

No. of pos.	Type	Item No.	Pcs./ Pkt.	Width w [mm]
2	GMSTB 2,5/ 2-G-7,62	1766123	50	13.44
3	GMSTB 2,5/ 3-G-7,62	1766136	50	21.06
4	GMSTB 2,5/ 4-G-7,62	1766149	50	28.68
5	GMSTB 2,5/ 5-G-7,62	1766152	50	36.3
6	GMSTB 2,5/ 6-G-7,62	1766165	50	43.92
7	GMSTB 2,5/ 7-G-7,62	1766178	50	51.54
8	GMSTB 2,5/ 8-G-7,62	1766181	50	59.16
9	GMSTB 2,5/ 9-G-7,62	1766194	50	66.78
10	GMSTB 2,5/10-G-7,62	1766204	50	74.4
11	GMSTB 2,5/11-G-7,62	1766217	50	82.02
12	GMSTB 2,5/12-G-7,62	1766220	50	89.64

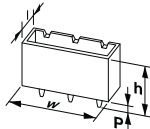


### Technical data

Product Line	COMBICON Connectors M		
Connection system / type of contact	COMBICON MSTB 2,5 / Pin		
Locking	without		
Electrical parameters			
rated current / nominal cross section	[A] / [mm <sup>2</sup> ]	12 / 2.5	
Surge voltage category/degree of pollution		III/3	II / 2
Rated insulation voltage	[V]	400	630
Rated surge voltage	[kV]	6	6
General data			
Type of insulation material / insulation material group	PA / I		
Flammability rating in accordance with UL 94	V0		
Certification data			
Note	More detailed information on the approval data can be found on our website.		

## PCB headers, Pitch: 7.5 mm

GMSTBV 2,5/...-G, Linear pinning



Dimensions	[mm]
Solder pin length [P]	3.9
Length [l]	8.6
Height [h]	15.9
Installed height	12



### Ordering data

No. of pos.	Type	Item No.	Pcs./ Pkt.	Width w [mm]
2	GMSTBV 2,5/ 2-G	1766453	50	13.2
3	GMSTBV 2,5/ 3-G	1766466	50	20.7
4	GMSTBV 2,5/ 4-G	1766479	50	28.2
5	GMSTBV 2,5/ 5-G	1766482	50	35.7
6	GMSTBV 2,5/ 6-G	1766495	50	43.2
7	GMSTBV 2,5/ 7-G	1766505	50	50.7
8	GMSTBV 2,5/ 8-G	1766518	50	58.2
9	GMSTBV 2,5/ 9-G	1766521	50	65.7
10	GMSTBV 2,5/10-G	1766534	50	73.2
11	GMSTBV 2,5/11-G	1766547	50	80.7
12	GMSTBV 2,5/12-G	1766550	50	88.2

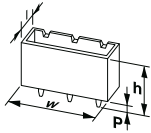


### Technical data

Product Line	COMBICON Connectors M		
Connection system / type of contact	COMBICON MSTB 2,5 / Pin		
Locking	without		
Electrical parameters			
rated current / nominal cross section	[A] / [mm <sup>2</sup> ]	12 / 2.5	
Surge voltage category/degree of pollution		III/3	II / 2
Rated insulation voltage	[V]	400	630
Rated surge voltage	[kV]	6	6
General data			
Type of insulation material / insulation material group	PA / I		
Flammability rating in accordance with UL 94	V0		
Certification data			
Note	More detailed information on the approval data can be found on our website.		

PCB headers, Pitch: 7.62 mm

GMSTBV 2,5/...-G, Linear pinning



Dimensions	[mm]
Solder pin length [P]	3.9
Length [l]	8.6
Height [h]	15.9
Installed height	12



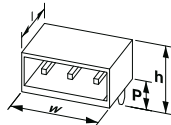
Ordering data

No. of pos.	Type	Item No.	Pcs./ Pkt.	Width w [mm]
2	GMSTBV 2,5/ 2-G-7,62	1766563	50	13.44
3	GMSTBV 2,5/ 3-G-7,62	1766576	50	21.06
4	GMSTBV 2,5/ 4-G-7,62	1766589	50	28.68
5	GMSTBV 2,5/ 5-G-7,62	1766592	50	36.3
6	GMSTBV 2,5/ 6-G-7,62	1766602	50	43.92
7	GMSTBV 2,5/ 7-G-7,62	1766615	50	51.54
8	GMSTBV 2,5/ 8-G-7,62	1766628	50	59.16
9	GMSTBV 2,5/ 9-G-7,62	1766631	50	66.78
10	GMSTBV 2,5/10-G-7,62	1766644	50	74.4
11	GMSTBV 2,5/11-G-7,62	1766657	50	82.02
12	GMSTBV 2,5/12-G-7,62	1767119	50	89.64

Technical data	
Product Line	COMBICON Connectors M
Connection system / type of contact	COMBICON MSTB 2,5 / Pin
Locking	without
Electrical parameters	
rated current / nominal cross section	[A] / [mm <sup>2</sup> ]
Surge voltage category/degree of pollution	III/3 III / 2 II / 2
Rated insulation voltage	[V]
Rated surge voltage	[kV]
General data	
Type of insulation material / insulation material group	PA / I
Flammability rating in accordance with UL 94	V0
Certification data	
Note	More detailed information on the approval data can be found on our website.

PCB headers, Pitch: 7.5 mm

GMSTBA 2,5/...-G, Linear pinning



Dimensions	[mm]
Solder pin length [P]	3.5
Length [l]	12
Height [h]	12.1
Installed height	8.6



Ordering data

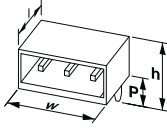
No. of pos.	Type	Item No.	Pcs./ Pkt.	Width w [mm]
2	GMSTBA 2,5/ 2-G	1766343	250	15
3	GMSTBA 2,5/ 3-G	1766356	250	22.5
4	GMSTBA 2,5/ 4-G	1766369	250	30
5	GMSTBA 2,5/ 5-G	1766372	250	37.5
6	GMSTBA 2,5/ 6-G	1766385	100	45
7	GMSTBA 2,5/ 7-G	1766398	100	52.5
8	GMSTBA 2,5/ 8-G	1766408	100	60
9	GMSTBA 2,5/ 9-G	1766411	100	67.5
10	GMSTBA 2,5/10-G	1766424	100	75
11	GMSTBA 2,5/11-G	1766437	50	82.5
12	GMSTBA 2,5/12-G	1766440	50	90

Technical data	
Product Line	COMBICON Connectors M
Connection system / type of contact	COMBICON MSTB 2,5 / Pin
Locking	without
Electrical parameters	
rated current / nominal cross section	[A] / [mm <sup>2</sup> ]
Surge voltage category/degree of pollution	III/3 III / 2 II / 2
Rated insulation voltage	[V]
Rated surge voltage	[kV]
General data	
Type of insulation material / insulation material group	PA / I
Flammability rating in accordance with UL 94	V0
Certification data	
Note	More detailed information on the approval data can be found on our website.

# COMBICON connectors M up to 2.5 mm<sup>2</sup> (14 AWG)

## PCB headers, Pitch: 7.62 mm

GMSTBA 2,5/..-G, Linear pinning



Dimensions	[mm]
Solder pin length [P]	3.2
Length [l]	12
Height [h]	11.8
Installed height	8.6



### Ordering data

No. of pos.	Type	Item No.	Pcs./ Pkt.	Width w [mm]
2	GMSTBA 2,5/ 2-G-7,62	1766233	250	15.24
3	GMSTBA 2,5/ 3-G-7,62	1766246	250	22.86
4	GMSTBA 2,5/ 4-G-7,62	1766259	250	30.48
5	GMSTBA 2,5/ 5-G-7,62	1766262	250	38.1
6	GMSTBA 2,5/ 6-G-7,62	1766275	100	45.72
7	GMSTBA 2,5/ 7-G-7,62	1766288	100	53.34
8	GMSTBA 2,5/ 8-G-7,62	1766291	100	60.96
9	GMSTBA 2,5/ 9-G-7,62	1766301	100	68.58
10	GMSTBA 2,5/10-G-7,62	1766314	100	76.2
11	GMSTBA 2,5/11-G-7,62	1766327	50	83.82
12	GMSTBA 2,5/12-G-7,62	1766330	50	91.44

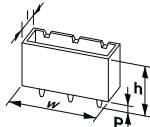


### Technical data

Product Line	COMBICON Connectors M		
Connection system / type of contact	COMBICON MSTB 2,5 / Pin		
Locking	without		
Electrical parameters			
rated current / nominal cross section	[A] / [mm <sup>2</sup> ]	12 / 2.5	
Surge voltage category/degree of pollution		III/3	II / 2
Rated insulation voltage	[V]	400	630
Rated surge voltage	[kV]	6	6
General data			
Type of insulation material / insulation material group	PA / I		
Flammability rating in accordance with UL 94	V0		
Certification data			
Note	More detailed information on the approval data can be found on our website.		

## PCB headers, Pitch: 7.5 mm

GMSTBVA 2,5/..-G, Linear pinning



Dimensions	[mm]
Solder pin length [P]	3.9
Length [l]	8.57
Height [h]	15.9
Installed height	12



### Ordering data

No. of pos.	Type	Item No.	Pcs./ Pkt.	Width w [mm]
2	GMSTBVA 2,5/ 2-G	1766660	250	14.95
3	GMSTBVA 2,5/ 3-G	1766673	250	22.45
4	GMSTBVA 2,5/ 4-G	1766686	250	29.95
5	GMSTBVA 2,5/ 5-G	1766699	250	37.45
6	GMSTBVA 2,5/ 6-G	1766709	100	44.95
7	GMSTBVA 2,5/ 7-G	1766712	100	52.45
8	GMSTBVA 2,5/ 8-G	1766725	100	59.95
9	GMSTBVA 2,5/ 9-G	1766738	100	67.45
10	GMSTBVA 2,5/10-G	1766741	100	74.95
11	GMSTBVA 2,5/11-G	1766754	50	82.45
12	GMSTBVA 2,5/12-G	1766767	50	89.95

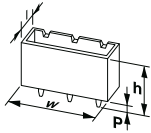


### Technical data

Product Line	COMBICON Connectors M		
Connection system / type of contact	COMBICON MSTB 2,5 / Pin		
Locking	without		
Electrical parameters			
rated current / nominal cross section	[A] / [mm <sup>2</sup> ]	12 / 2.5	
Surge voltage category/degree of pollution		III/3	II / 2
Rated insulation voltage	[V]	400	630
Rated surge voltage	[kV]	6	6
General data			
Type of insulation material / insulation material group	PA / I		
Flammability rating in accordance with UL 94	V0		
Certification data			
Note	More detailed information on the approval data can be found on our website.		

PCB headers, Pitch: 7.62 mm

GMSTBVA 2,5/...-G, Linear pinning



Dimensions	[mm]
Solder pin length [P]	3.9
Length [l]	8.6
Height [h]	15.9
Installed height	12



Ordering data

No. of pos.	Type	Item No.	Pcs./ Pkt.	Width w [mm]
2	GMSTBVA 2,5/ 2-G-7,62	1766770	250	15.24
3	GMSTBVA 2,5/ 3-G-7,62	1766783	250	22.86
4	GMSTBVA 2,5/ 4-G-7,62	1766796	250	30.48
5	GMSTBVA 2,5/ 5-G-7,62	1766806	250	38.1
6	GMSTBVA 2,5/ 6-G-7,62	1766819	100	45.72
7	GMSTBVA 2,5/ 7-G-7,62	1766822	100	53.34
8	GMSTBVA 2,5/ 8-G-7,62	1766835	100	60.96
9	GMSTBVA 2,5/ 9-G-7,62	1766848	100	68.58
10	GMSTBVA 2,5/10-G-7,62	1766851	100	76.2
11	GMSTBVA 2,5/11-G-7,62	1766864	50	83.82
12	GMSTBVA 2,5/12-G-7,62	1766877	50	91.44

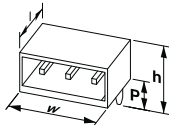


Technical data

Product Line	COMBICON Connectors M		
Connection system / type of contact	COMBICON MSTB 2,5 / Pin		
Locking	without		
Electrical parameters			
rated current / nominal cross section	[A] / [mm <sup>2</sup> ]	12 / 2.5	
Surge voltage category/degree of pollution		III/3	II / 2
Rated insulation voltage	[V]	400	630
Rated surge voltage	[kV]	6	6
General data			
Type of insulation material / insulation material group	PA / I		
Flammability rating in accordance with UL 94	V0		
Certification data			
Note	More detailed information on the approval data can be found on our website.		

PCB headers, Pitch: 7.62 mm

GMSTB 2,5/...-GF, Linear pinning



Dimensions	[mm]
Solder pin length [P]	3.2
Length [l]	12
Height [h]	11.8
Installed height	8.6



Ordering data

No. of pos.	Type	Item No.	Pcs./ Pkt.	Width w [mm]
2	GMSTB 2,5/ 2-GF-7,62	1806229	50	25.82
3	GMSTB 2,5/ 3-GF-7,62	1806232	50	33.44
4	GMSTB 2,5/ 4-GF-7,62	1806245	50	41.06
5	GMSTB 2,5/ 5-GF-7,62	1806258	50	48.68
6	GMSTB 2,5/ 6-GF-7,62	1806261	50	56.3
7	GMSTB 2,5/ 7-GF-7,62	1806274	50	63.92
8	GMSTB 2,5/ 8-GF-7,62	1806287	50	71.54
9	GMSTB 2,5/ 9-GF-7,62	1806290	50	79.16
10	GMSTB 2,5/10-GF-7,62	1806300	50	86.78
11	GMSTB 2,5/11-GF-7,62	1806313	50	94.4
12	GMSTB 2,5/12-GF-7,62	1806326	50	102.02



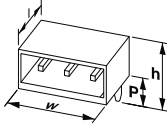
Technical data

Product Line	COMBICON Connectors M		
Connection system / type of contact	COMBICON MSTB 2,5 / Pin		
Locking	Threaded flange		
Electrical parameters			
rated current / nominal cross section	[A] / [mm <sup>2</sup> ]	12 / 2.5	
Surge voltage category/degree of pollution		III/3	II / 2
Rated insulation voltage	[V]	400	630
Rated surge voltage	[kV]	6	6
General data			
Type of insulation material / insulation material group	PA / I		
Flammability rating in accordance with UL 94	V0		
Certification data			
Note	More detailed information on the approval data can be found on our website.		

# COMBICON connectors M up to 2.5 mm<sup>2</sup> (14 AWG)

## PCB headers, Pitch: 7.62 mm

GMSTB 2,5/...-GF-EX, Linear pinning



Dimensions	[mm]
Solder pin length [P]	3.2
Length [l]	2
Height [h]	11.8
Installed height	9



### Ordering data

No. of pos.	Type	Item No.	Pcs./ Pkt.	Width w [mm]
2	GMSTB 2,5/ 2-GF-7,62 EX	1795886	50	25.82
3	GMSTB 2,5/ 3-GF-7,62 EX	1795899	50	25.82
4	GMSTB 2,5/ 4-GF-7,62 EX	1795909	50	33.44
5	GMSTB 2,5/ 5-GF-7,62 EX	1795912	50	41.06
6	GMSTB 2,5/ 6-GF-7,62 EX	1795925	50	48.68
7	GMSTB 2,5/ 7-GF-7,62 EX	1795938	50	56.3
8	GMSTB 2,5/ 8-GF-7,62 EX	1795941	50	63.92
9	GMSTB 2,5/ 9-GF-7,62 EX	1795954	50	71.54
10	GMSTB 2,5/10-GF-7,62 EX	1795967	50	79.16
11	GMSTB 2,5/11-GF-7,62 EX	1795970	50	86.78
12	GMSTB 2,5/12-GF-7,62 EX	1795983	50	102.02

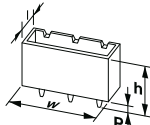


### Technical data

Product Line	COMBICON Connectors M		
Connection system / type of contact	COMBICON MSTB 2,5 EX / Pin		
Locking	Threaded flange		
Ex marking	0344 Ex II 2GD / Ex eb IIC Gb		
Examination certificate	KEMA 10ATEX0196 U		
IECEx certificate	IECEx KEM 10.0093U		
<b>Electrical parameters</b>			
rated current / nominal cross section	[A] / [mm <sup>2</sup> ]	12 / 2.5	
Rated voltage	[V]	352	
<b>General data</b>			
Type of insulation material / insulation material group	PA / I		
Flammability rating in accordance with UL 94	V0		
<b>Certification data</b>			
Note	More detailed information on the approval data can be found on our website.		

## PCB headers, Pitch: 7.62 mm

GMSTBV 2,5/...-GF, Linear pinning



Dimensions	[mm]
Solder pin length [P]	3.9
Length [l]	8.6
Height [h]	15.9
Installed height	12



### Ordering data

No. of pos.	Type	Item No.	Pcs./ Pkt.	Width w [mm]
2	GMSTBV 2,5/ 2-GF-7,62	1829154	50	25.82
3	GMSTBV 2,5/ 3-GF-7,62	1829167	50	33.44
4	GMSTBV 2,5/ 4-GF-7,62	1829170	50	41.06
5	GMSTBV 2,5/ 5-GF-7,62	1829183	50	48.68
6	GMSTBV 2,5/ 6-GF-7,62	1829196	50	56.3
7	GMSTBV 2,5/ 7-GF-7,62	1829206	50	63.92
8	GMSTBV 2,5/ 8-GF-7,62	1829219	50	71.54
9	GMSTBV 2,5/ 9-GF-7,62	1829222	50	79.16
10	GMSTBV 2,5/10-GF-7,62	1829235	50	86.78
11	GMSTBV 2,5/11-GF-7,62	1829248	50	94.4
12	GMSTBV 2,5/12-GF-7,62	1829251	50	102.02

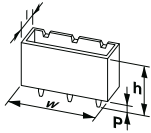


### Technical data

Product Line	COMBICON Connectors M		
Connection system / type of contact	COMBICON MSTB 2,5 / Pin		
Locking	Threaded flange		
<b>Electrical parameters</b>			
rated current / nominal cross section	[A] / [mm <sup>2</sup> ]	12 / 2.5	
Surge voltage category/degree of pollution		III / 3	II / 2
Rated insulation voltage	[V]	400	630
Rated surge voltage	[kV]	6	6
<b>General data</b>			
Type of insulation material / insulation material group	PA / I		
Flammability rating in accordance with UL 94	V0		
<b>Certification data</b>			
Note	More detailed information on the approval data can be found on our website.		

PCB headers, Pitch: 7.62 mm

GMSTBV 2,5/..-GF-EX, Linear pinning



Dimensions	[mm]
Solder pin length [P]	3.9
Length [l]	12
Height [h]	12.5
Installed height	8.6



Ordering data

No. of pos.	Type	Item No.	Pcs./ Pkt.	Width w [mm]
2	GMSTBV 2,5/ 2-GF-7,62 EX	1796665	50	25.82
3	GMSTBV 2,5/ 3-GF-7,62 EX	1796678	50	33.44
4	GMSTBV 2,5/ 4-GF-7,62 EX	1796681	50	41.06
5	GMSTBV 2,5/ 5-GF-7,62 EX	1796694	50	48.68
6	GMSTBV 2,5/ 6-GF-7,62 EX	1796704	50	56.3
7	GMSTBV 2,5/ 7-GF-7,62 EX	1796717	50	63.92
8	GMSTBV 2,5/ 8-GF-7,62 EX	1796720	50	71.54
9	GMSTBV 2,5/ 9-GF-7,62 EX	1796733	50	79.16
10	GMSTBV 2,5/10-GF-7,62 EX	1796746	50	86.78
11	GMSTBV 2,5/11-GF-7,62 EX	1796759	50	94.4
12	GMSTBV 2,5/12-GF-7,62 EX	1796762	50	102.02

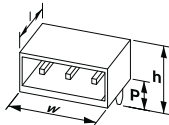


Technical data

Product Line	COMBICON Connectors M
Connection system / type of contact	COMBICON MSTB 2,5 / Pin
Locking	Threaded flange
Ex marking	0344 Ex II 2GD / Ex eb IIC Gb
Examination certificate	KEMA 10ATEX0196 U
IECEx certificate	IECEx KEM 10.0093U
Electrical parameters	
rated current / nominal cross section	[A] / [mm <sup>2</sup> ] 12 / 2.5
Rated voltage	[V] 352
General data	
Type of insulation material / insulation material group	PA / I
Flammability rating in accordance with UL 94	V0
Certification data	
Note	More detailed information on the approval data can be found on our website.

PCB headers, Pitch: 7.62 mm

GIC 2,5/..-G, Linear pinning



Dimensions	[mm]
Solder pin length [P]	3.5
Length [l]	19
Height [h]	13.7
Installed height	10.2



Ordering data

No. of pos.	Type	Item No.	Pcs./ Pkt.	Width w [mm]
2	GIC 2,5/ 2-G-7,62	1828676	50	15.14
3	GIC 2,5/ 3-G-7,62	1828689	50	22.76
4	GIC 2,5/ 4-G-7,62	1828692	50	30.38
5	GIC 2,5/ 5-G-7,62	1828702	50	38
6	GIC 2,5/ 6-G-7,62	1828715	50	45.62
7	GIC 2,5/ 7-G-7,62	1828728	50	53.24
8	GIC 2,5/ 8-G-7,62	1828731	50	60.86
9	GIC 2,5/ 9-G-7,62	1828744	50	68.48
10	GIC 2,5/10-G-7,62	1828757	50	76.1
11	GIC 2,5/11-G-7,62	1828760	50	83.72
12	GIC 2,5/12-G-7,62	1828773	50	91.34



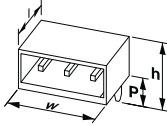
Technical data

Product Line	COMBICON Connectors M
Connection system / type of contact	COMBICON MSTB 2,5 / Socket
Locking	without
Electrical parameters	
rated current / nominal cross section	[A] / [mm <sup>2</sup> ] 12 / 2.5
Surge voltage category/degree of pollution	III/3 III / 2 II / 2
Rated insulation voltage	[V] 500 630 1000
Rated surge voltage	[kV] 6 6 6
General data	
Type of insulation material / insulation material group	PA / I
Flammability rating in accordance with UL 94	V0
Certification data	
Note	More detailed information on the approval data can be found on our website.

# COMBICON connectors M up to 2.5 mm<sup>2</sup> (14 AWG)

## PCB headers, Pitch: 7.62 mm

GIC 2,5/..-GF, Linear pinning



Dimensions	[mm]
Solder pin length [P]	3.5
Length [l]	18.9
Height [h]	13.7
Installed height	10.2



### Ordering data

No. of pos.	Type	Item No.	Pcs./ Pkt.	Width w [mm]
2	GIC 2,5/ 2-GF-7,62	1858989	50	25.62
3	GIC 2,5/ 3-GF-7,62	1858992	50	33.24
4	GIC 2,5/ 4-GF-7,62	1859001	50	40.86
5	GIC 2,5/ 5-GF-7,62	1859014	50	48.48
6	GIC 2,5/ 6-GF-7,62	1859027	50	56.1
7	GIC 2,5/ 7-GF-7,62	1859030	50	63.72
8	GIC 2,5/ 8-GF-7,62	1859043	50	71.34
9	GIC 2,5/ 9-GF-7,62	1859056	50	78.96
10	GIC 2,5/10-GF-7,62	1859069	50	86.58
11	GIC 2,5/11-GF-7,62	1859072	50	94.2
12	GIC 2,5/12-GF-7,62	1859085	50	101.82

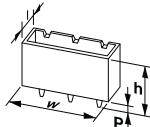


### Technical data

Product Line	COMBICON Connectors M		
Connection system / type of contact	COMBICON MSTB 2,5 / Socket		
Locking	Threaded flange		
Electrical parameters			
rated current / nominal cross section	[A] / [mm <sup>2</sup> ]	12 / 2.5	
Surge voltage category/degree of pollution		III/3	II / 2
Rated insulation voltage	[V]	500	630
Rated surge voltage	[kV]	6	6
General data			
Type of insulation material / insulation material group	PA / I		
Flammability rating in accordance with UL 94	V0		
Certification data			
Note	More detailed information on the approval data can be found on our website.		

## PCB headers, Pitch: 7.62 mm

GICV 2,5/..-G, Linear pinning



Dimensions	[mm]
Solder pin length [P]	3.6
Length [l]	10.2
Height [h]	22.6
Installed height	19



### Ordering data

No. of pos.	Type	Item No.	Pcs./ Pkt.	Width w [mm]
2	GICV 2,5/ 2-G-7,62	1828919	50	15.14
3	GICV 2,5/ 3-G-7,62	1828922	50	22.76
4	GICV 2,5/ 4-G-7,62	1828935	50	30.38
5	GICV 2,5/ 5-G-7,62	1828948	50	38
6	GICV 2,5/ 6-G-7,62	1828951	50	45.62
7	GICV 2,5/ 7-G-7,62	1828964	50	53.24
8	GICV 2,5/ 8-G-7,62	1828977	50	60.86
9	GICV 2,5/ 9-G-7,62	1828980	50	68.48
10	GICV 2,5/10-G-7,62	1828993	50	76.1
11	GICV 2,5/11-G-7,62	1829002	50	83.72
12	GICV 2,5/12-G-7,62	1829015	50	91.34



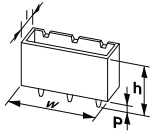
### Technical data

Product Line	COMBICON Connectors M		
Connection system / type of contact	COMBICON MSTB 2,5 / Socket		
Locking	without		
Electrical parameters			
rated current / nominal cross section	[A] / [mm <sup>2</sup> ]	12 / 2.5	
Surge voltage category/degree of pollution		III/3	II / 2
Rated insulation voltage	[V]	500	630
Rated surge voltage	[kV]	6	6
General data			
Type of insulation material / insulation material group	PA / I		
Flammability rating in accordance with UL 94	V0		
Certification data			
Note	More detailed information on the approval data can be found on our website.		



PCB headers, Pitch: 7.62 mm

GICV 2,5/..-GF, Linear pinning



Dimensions	[mm]
Solder pin length [P]	3.6
Length [l]	10.2
Height [h]	22.6
Installed height	19



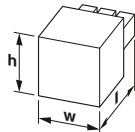
Ordering data

No. of pos.	Type	Item No.	Pcs./ Pkt.	Width w [mm]
2	GICV 2,5/ 2-GF-7,62	1859098	50	25.62
3	GICV 2,5/ 3-GF-7,62	1859108	50	33.24
4	GICV 2,5/ 4-GF-7,62	1859111	50	40.86
5	GICV 2,5/ 5-GF-7,62	1859124	50	48.48
6	GICV 2,5/ 6-GF-7,62	1859137	50	56.1
7	GICV 2,5/ 7-GF-7,62	1859140	50	63.72
8	GICV 2,5/ 8-GF-7,62	1859153	50	71.34
9	GICV 2,5/ 9-GF-7,62	1859166	50	78.96
10	GICV 2,5/10-GF-7,62	1859179	50	86.58
11	GICV 2,5/11-GF-7,62	1859182	50	94.2
12	GICV 2,5/12-GF-7,62	1859195	50	101.82

Technical data			
Product Line	COMBICON Connectors M		
Connection system / type of contact	COMBICON MSTB 2,5 / Socket		
Locking	Threaded flange		
Electrical parameters			
rated current / nominal cross section	[A] / [mm <sup>2</sup> ]	12 / 2.5	
Surge voltage category/degree of pollution		III/3	III / 2
Rated insulation voltage	[V]	500	630
Rated surge voltage	[kV]	6	6
General data			
Type of insulation material / insulation material group	PA / I		
Flammability rating in accordance with UL 94	V0		
Certification data			
Note	More detailed information on the approval data can be found on our website.		

Direct plug-in block, Screw connection with tension sleeve, Pitch: 5.08 mm

MSTBU 2,5/..-STD



Dimensions	[mm]
Length [l]	25.5
Height [h]	17



Ordering data

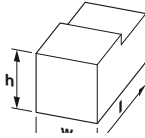
No. of pos.	Type	Item No.	Pcs./ Pkt.	Width w [mm]
2	MSTBU 2,5/ 2-STD-5,08	1824120	50	20.04
3	MSTBU 2,5/ 3-STD-5,08	1824133	50	25.12
4	MSTBU 2,5/ 4-STD-5,08	1824146	50	30.2
5	MSTBU 2,5/ 5-STD-5,08	1824159	50	35.28
6	MSTBU 2,5/ 6-STD-5,08	1824162	50	40.36
7	MSTBU 2,5/ 7-STD-5,08	1824175	50	45.44
8	MSTBU 2,5/ 8-STD-5,08	1824188	50	50.52
9	MSTBU 2,5/ 9-STD-5,08	1824191	50	55.6
10	MSTBU 2,5/10-STD-5,08	1824201	50	60.68
11	MSTBU 2,5/11-STD-5,08	1824214	50	65.76
12	MSTBU 2,5/12-STD-5,08	1824227	50	70.84
13	MSTBU 2,5/13-STD-5,08	1824230	50	75.92
14	MSTBU 2,5/14-STD-5,08	1824243	50	81
15	MSTBU 2,5/15-STD-5,08	1824256	50	86.08
16	MSTBU 2,5/16-STD-5,08	1824269	50	91.16
17	MSTBU 2,5/17-STD-5,08	1824272	50	96.24
18	MSTBU 2,5/18-STD-5,08	1824285	50	101.32
19	MSTBU 2,5/19-STD-5,08	1824298	50	106.4
20	MSTBU 2,5/20-STD-5,08	1824308	50	111.48
21	MSTBU 2,5/21-STD-5,08	1824311	50	116.56
22	MSTBU 2,5/22-STD-5,08	1824324	50	121.64
24	MSTBU 2,5/24-STD-5,08	1824340	50	131.8

Technical data			
Product Line	COMBICON Connectors M		
Connection system / type of contact	COMBICON MSTB 2,5 / Socket		
Locking	without		
Connection capacity			
rigid / flexible	[mm <sup>2</sup> ]	0.2 - 2.5 / 0.2 - 2.5	
Flexible with ferrules without plastic sleeve	[mm <sup>2</sup> ]	0.25 - 2.5	
Flexible with ferrules with plastic sleeve	[mm <sup>2</sup> ]	0.25 - 2.5	
2 conductors with same cross section solid / stranded	[mm <sup>2</sup> ]	0.2 - 1 / 0.2 - 1.5	
2 conductors with same cross section, stranded, with ferrule without plastic sleeve	[mm <sup>2</sup> ]	0.25 - 1	
Conductor cross section AWG/kcmil		24 - 12	
Stripping length	[mm]	- 7	
Tightening torque	[Nm]	0.5 - 0.6 Nm	
Electrical parameters			
rated current / nominal cross section	[A] / [mm <sup>2</sup> ]	12 / 2.5	
Surge voltage category/degree of pollution		III/3	III / 2
Rated insulation voltage	[V]	320	320
Rated surge voltage	[kV]	4	4
General data			
Type of insulation material / insulation material group	PA / I		
Flammability rating in accordance with UL 94	V0		
Certification data			
Note	More detailed information on the approval data can be found on our website.		

# COMBICON connectors M up to 2.5 mm<sup>2</sup> (14 AWG)

## Direct plug-in block, Screw connection with tension sleeve, Pitch: 5.08 mm

MVSTBU 2,5/...-GB



Dimensions	[mm]
Length [l]	20.5
Height [h]	17



### Ordering data

No. of pos.	Type	Item No.	Pcs./ Pkt.	Width w [mm]
2	MVSTBU 2,5/ 2-GB-5,08	1788538	50	21.48
3	MVSTBU 2,5/ 3-GB-5,08	1788541	50	26.56
4	MVSTBU 2,5/ 4-GB-5,08	1788554	50	31.64
5	MVSTBU 2,5/ 5-GB-5,08	1788567	50	36.72
6	MVSTBU 2,5/ 6-GB-5,08	1788570	50	41.8
7	MVSTBU 2,5/ 7-GB-5,08	1788583	50	46.88
8	MVSTBU 2,5/ 8-GB-5,08	1788596	50	51.96
9	MVSTBU 2,5/ 9-GB-5,08	1788606	50	57.04
10	MVSTBU 2,5/10-GB-5,08	1788619	50	62.12
11	MVSTBU 2,5/11-GB-5,08	1788622	50	67.2
12	MVSTBU 2,5/12-GB-5,08	1788635	50	72.28
13	MVSTBU 2,5/13-GB-5,08	1788648	50	77.36
14	MVSTBU 2,5/14-GB-5,08	1788651	50	82.44
15	MVSTBU 2,5/15-GB-5,08	1788664	50	87.52
16	MVSTBU 2,5/16-GB-5,08	1788677	50	92.6
17	MVSTBU 2,5/17-GB-5,08	1788680	50	97.68
18	MVSTBU 2,5/18-GB-5,08	1788693	50	102.76
19	MVSTBU 2,5/19-GB-5,08	1788703	50	107.84
20	MVSTBU 2,5/20-GB-5,08	1788716	50	112.92

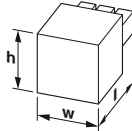


### Technical data

Product Line	COMBICON Connectors M		
Connection system / type of contact	COMBICON MSTB 2,5 / Pin		
Locking	without		
Connection capacity			
rigid / flexible	[mm <sup>2</sup> ]	0.2 - 2.5 / 0.2 - 2.5	
Flexible with ferrules without plastic sleeve	[mm <sup>2</sup> ]	0.25 - 2.5	
Flexible with ferrules with plastic sleeve	[mm <sup>2</sup> ]	0.25 - 2.5	
2 conductors with same cross section solid / stranded	[mm <sup>2</sup> ]	0.2 - 1 / 0.2 - 1.5	
2 conductors with same cross section, stranded, with ferrule without plastic sleeve	[mm <sup>2</sup> ]	0.25 - 1	
Conductor cross section AWG/kcmil		24 - 12	
Stripping length	[mm]	- 7	
Tightening torque	[Nm]	0.5 - 0.6 Nm	
Electrical parameters			
rated current / nominal cross section	[A] / [mm <sup>2</sup> ]	12 / 2.5	
Surge voltage category/degree of pollution		III/3	III / 2
Rated insulation voltage	[V]	320	630
Rated surge voltage	[kV]	4	4
General data			
Type of insulation material / insulation material group	PA / I		
Flammability rating in accordance with UL 94	V0		
Certification data			
Note	More detailed information on the approval data can be found on our website.		

## DIN rail connector, Screw connection with tension sleeve, Pitch: 5.08 mm

UMSTBVK 2,5/...-ST



Dimensions	[mm]
Length [l]	42.5
Height [h]	34.8



### Ordering data

No. of pos.	Type	Item No.	Pcs./ Pkt.	Width w [mm]
5	UMSTBVK 2,5/ 5-ST-5,08	1833849	50	26.92
6	UMSTBVK 2,5/ 6-ST-5,08	1833852	50	32
7	UMSTBVK 2,5/ 7-ST-5,08	1833865	50	37.08
8	UMSTBVK 2,5/ 8-ST-5,08	1833878	50	42.16
9	UMSTBVK 2,5/ 9-ST-5,08	1833881	50	47.24
10	UMSTBVK 2,5/10-ST-5,08	1833894	50	52.32
11	UMSTBVK 2,5/11-ST-5,08	1833904	50	57.4
12	UMSTBVK 2,5/12-ST-5,08	1833917	50	62.48
13	UMSTBVK 2,5/13-ST-5,08	1833920	50	67.56
14	UMSTBVK 2,5/14-ST-5,08	1833933	50	72.64
15	UMSTBVK 2,5/15-ST-5,08	1833946	50	77.72
16	UMSTBVK 2,5/16-ST-5,08	1833959	50	82.8

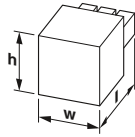


### Technical data

Product Line	COMBICON Connectors M		
Connection system / type of contact	COMBICON MSTB 2,5 / Socket		
Locking	without		
Connection capacity			
rigid / flexible	[mm <sup>2</sup> ]	0.2 - 2.5 / 0.2 - 2.5	
Flexible with ferrules without plastic sleeve	[mm <sup>2</sup> ]	0.25 - 2.5	
Flexible with ferrules with plastic sleeve	[mm <sup>2</sup> ]	0.25 - 2.5	
2 conductors with same cross section solid / stranded	[mm <sup>2</sup> ]	0.2 - 1 / 0.2 - 1.5	
2 conductors with same cross section, stranded, with ferrule without plastic sleeve	[mm <sup>2</sup> ]	0.25 - 1	
Conductor cross section AWG/kcmil		24 - 12	
Stripping length	[mm]	- 7	
Tightening torque	[Nm]	0.5 - 0.6 Nm	
Electrical parameters			
rated current / nominal cross section	[A] / [mm <sup>2</sup> ]	12 / 2.5	
Surge voltage category/degree of pollution		III/3	III / 2
Rated insulation voltage	[V]	320	630
Rated surge voltage	[kV]	4	4
General data			
Type of insulation material / insulation material group	PA / I		
Flammability rating in accordance with UL 94	V0		
Certification data			
Note	More detailed information on the approval data can be found on our website.		

DIN rail connector, Screw connection with tension sleeve, Pitch: 5.08 mm

UMSTBVK 2,5/...-STF



Dimensions	[mm]
Length [l]	42.5
Height [h]	34.9



Ordering data

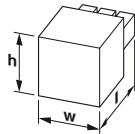
No. of pos.	Type	Item No.	Pcs./ Pkt.	Width w [mm]
5	UMSTBVK 2,5/ 5-STF-5,08	1859205	50	35.52
6	UMSTBVK 2,5/ 6-STF-5,08	1859218	50	40.6
7	UMSTBVK 2,5/ 7-STF-5,08	1859221	50	45.68
8	UMSTBVK 2,5/ 8-STF-5,08	1859234	50	50.76
9	UMSTBVK 2,5/ 9-STF-5,08	1859247	50	55.84
10	UMSTBVK 2,5/10-STF-5,08	1859250	50	60.92
11	UMSTBVK 2,5/11-STF-5,08	1859263	50	66
12	UMSTBVK 2,5/12-STF-5,08	1859276	50	71.08
13	UMSTBVK 2,5/13-STF-5,08	1859289	50	76.16
14	UMSTBVK 2,5/14-STF-5,08	1859292	50	81.24
15	UMSTBVK 2,5/15-STF-5,08	1859302	50	86.32
16	UMSTBVK 2,5/16-STF-5,08	1859315	50	91.4

Technical data

Product Line	COMBICON Connectors M		
Connection system / type of contact	COMBICON MSTB 2,5 / Socket		
Locking	Screw flange		
Connection capacity			
rigid / flexible	[mm <sup>2</sup> ]	0.2 - 2.5 / 0.2 - 2.5	
Flexible with ferrules without plastic sleeve	[mm <sup>2</sup> ]	0.25 - 2.5	
Flexible with ferrules with plastic sleeve	[mm <sup>2</sup> ]	0.25 - 2.5	
2 conductors with same cross section solid / stranded	[mm <sup>2</sup> ]	0.2 - 1 / 0.2 - 1.5	
2 conductors with same cross section, stranded, with ferrule without plastic sleeve	[mm <sup>2</sup> ]	0.25 - 1	
Conductor cross section AWG/kcmil		24 - 12	
Stripping length	[mm]	- 7	
Tightening torque	[Nm]	0.5 - 0.6 Nm	
Electrical parameters			
rated current / nominal cross section	[A] / [mm <sup>2</sup> ]	12 / 2.5	
Surge voltage category/degree of pollution		III/3	III / 2
Rated insulation voltage	[V]	320	630
Rated surge voltage	[kV]	4	4
General data			
Type of insulation material / insulation material group	PA / I		
Flammability rating in accordance with UL 94	V0		
Certification data			
Note	More detailed information on the approval data can be found on our website.		

DIN rail connector, Screw connection with tension sleeve, Pitch: 5 mm

MSTBHK 2,5/...-G



Dimensions	[mm]
Length [l]	27.21
Height [h]	27



Ordering data

No. of pos.	Type	Item No.	Pcs./ Pkt.	Width w [mm]
10	MSTBHK 2,5/10-G	1765085	50	52.3

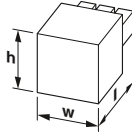
Technical data

Product Line	COMBICON Connectors M		
Connection system / type of contact	COMBICON MSTB 2,5 / Pin		
Locking	without		
Connection capacity			
rigid / flexible	[mm <sup>2</sup> ]	0.2 - 2.5 / 0.2 - 2.5	
Flexible with ferrules without plastic sleeve	[mm <sup>2</sup> ]	0.25 - 2.5	
Flexible with ferrules with plastic sleeve	[mm <sup>2</sup> ]	0.25 - 2.5	
2 conductors with same cross section solid / stranded	[mm <sup>2</sup> ]	0.2 - 1 / 0.2 - 1.5	
2 conductors with same cross section, stranded, with ferrule without plastic sleeve	[mm <sup>2</sup> ]	0.25 - 1	
Conductor cross section AWG/kcmil		24 - 12	
Stripping length	[mm]	- 7	
Tightening torque	[Nm]	0.5 - 0.6 Nm	
Electrical parameters			
rated current / nominal cross section	[A] / [mm <sup>2</sup> ]	12 / 2.5	
Surge voltage category/degree of pollution		III/3	III / 2
Rated insulation voltage	[V]	250	630
Rated surge voltage	[kV]	4	4
General data			
Type of insulation material / insulation material group	PA / I		
Flammability rating in accordance with UL 94	V0		
Certification data			
Note	More detailed information on the approval data can be found on our website.		

# COMBICON connectors M up to 2.5 mm<sup>2</sup> (14 AWG)

## DIN rail connector, Screw connection with tension sleeve, Pitch: 5 mm

UMSTBHK 2,5/...-G



Dimensions	[mm]
Length [l]	52.3
Height [h]	33



### Ordering data

No. of pos.	Type	Item No.	Pcs./ Pkt.	Width w [mm]
10	UMSTBHK 2,5/10-G	1765768	50	42.5

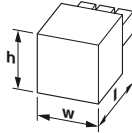


### Technical data

Product Line	COMBICON Connectors M			
Connection system / type of contact	COMBICON MSTB 2,5 / Pin			
Locking	without			
Connection capacity				
rigid / flexible	[mm <sup>2</sup> ]	0.2 - 2.5 / 0.2 - 2.5		
Flexible with ferrules without plastic sleeve	[mm <sup>2</sup> ]	0.25 - 1.5		
Flexible with ferrules with plastic sleeve	[mm <sup>2</sup> ]	0.25 - 2.5		
2 conductors with same cross section solid / stranded	[mm <sup>2</sup> ]	0.2 - 1.5 / 0.2 - 1.5		
2 conductors with same cross section, stranded, with ferrule without plastic sleeve	[mm <sup>2</sup> ]	0.25 - 1		
Conductor cross section AWG/kcmil		24 - 12		
Stripping length	[mm]	- 7		
Tightening torque	[Nm]	0.5 - 0.6 Nm		
Electrical parameters				
rated current / nominal cross section	[A] / [mm <sup>2</sup> ]	12 / 2.5		
Surge voltage category/degree of pollution		III / 3	III / 2	II / 2
Rated insulation voltage	[V]	250	320	630
Rated surge voltage	[kV]	4	4	4
General data				
Type of insulation material / insulation material group	PA / I			
Flammability rating in accordance with UL 94	V0			
Certification data				
Note	More detailed information on the approval data can be found on our website.			

## DIN rail connector, Screw connection with tension sleeve, Pitch: 5.08 mm

MSTBVK 2,5/...-G



Dimensions	[mm]
Length [l]	27.21
Height [h]	29.2



### Ordering data

No. of pos.	Type	Item No.	Pcs./ Pkt.	Width w [mm]
2	MSTBVK 2,5/ 2-G-5,08	1788729	50	11.6
3	MSTBVK 2,5/ 3-G-5,08	1788732	50	16.68
4	MSTBVK 2,5/ 4-G-5,08	1788745	50	21.76
5	MSTBVK 2,5/ 5-G-5,08	1788758	50	26.84
6	MSTBVK 2,5/ 6-G-5,08	1788761	50	26.84
7	MSTBVK 2,5/ 7-G-5,08	1788774	50	37
8	MSTBVK 2,5/ 8-G-5,08	1788787	50	42.08
9	MSTBVK 2,5/ 9-G-5,08	1788790	50	47.16
10	MSTBVK 2,5/10-G-5,08	1788800	50	52.24
11	MSTBVK 2,5/11-G-5,08	1788813	50	57.32
12	MSTBVK 2,5/12-G-5,08	1788826	50	62.4
13	MSTBVK 2,5/13-G-5,08	1788839	50	67.48
14	MSTBVK 2,5/14-G-5,08	1788842	50	72.56
15	MSTBVK 2,5/15-G-5,08	1788855	50	77.64
16	MSTBVK 2,5/16-G-5,08	1788868	50	82.72
17	MSTBVK 2,5/17-G-5,08	1788871	50	87.8
18	MSTBVK 2,5/18-G-5,08	1788884	50	92.88
19	MSTBVK 2,5/19-G-5,08	1788897	50	97.96
20	MSTBVK 2,5/20-G-5,08	1788907	50	103.04
21	MSTBVK 2,5/21-G-5,08	1788910	50	108.12
22	MSTBVK 2,5/22-G-5,08	1788923	50	113.2
23	MSTBVK 2,5/23-G-5,08	1788936	50	118.28
24	MSTBVK 2,5/24-G-5,08	1788949	50	123.36

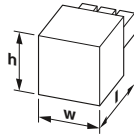


### Technical data

Product Line	COMBICON Connectors M			
Connection system / type of contact	COMBICON MSTB 2,5 / Pin			
Locking	without			
Connection capacity				
rigid / flexible	[mm <sup>2</sup> ]	0.2 - 2.5 / 0.2 - 2.5		
Flexible with ferrules without plastic sleeve	[mm <sup>2</sup> ]	0.25 - 2.5		
Flexible with ferrules with plastic sleeve	[mm <sup>2</sup> ]	0.25 - 2.5		
2 conductors with same cross section solid / stranded	[mm <sup>2</sup> ]	0.2 - 1 / 0.2 - 1.5		
2 conductors with same cross section, stranded, with ferrule without plastic sleeve	[mm <sup>2</sup> ]	0.25 - 1		
Conductor cross section AWG/kcmil		24 - 12		
Stripping length	[mm]	- 7		
Tightening torque	[Nm]	0.5 - 0.6 Nm		
Electrical parameters				
rated current / nominal cross section	[A] / [mm <sup>2</sup> ]	12 / 2.5		
Surge voltage category/degree of pollution		III / 3	III / 2	II / 2
Rated insulation voltage	[V]	320	320	630
Rated surge voltage	[kV]	4	4	4
General data				
Type of insulation material / insulation material group	PA / I			
Flammability rating in accordance with UL 94	V0			
Certification data				
Note	More detailed information on the approval data can be found on our website.			

DIN rail connector, Screw connection with tension sleeve, Pitch: 5.08 mm

MSTBVK 2,5/-GF



Dimensions	[mm]
Length [l]	27.21
Height [h]	29.2



Ordering data

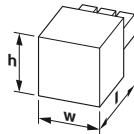
No. of pos.	Type	Item No.	Pcs./ Pkt.	Width w [mm]
2	MSTBVK 2,5/ 2-GF-5,08	1788952	50	21.48
3	MSTBVK 2,5/ 3-GF-5,08	1788965	50	26.56
4	MSTBVK 2,5/ 4-GF-5,08	1788978	50	31.64
5	MSTBVK 2,5/ 5-GF-5,08	1788981	50	36.72
6	MSTBVK 2,5/ 6-GF-5,08	1788994	50	41.8
7	MSTBVK 2,5/ 7-GF-5,08	1789003	50	46.88
8	MSTBVK 2,5/ 8-GF-5,08	1803015	50	51.96
9	MSTBVK 2,5/ 9-GF-5,08	1803028	50	57.04
10	MSTBVK 2,5/10-GF-5,08	1803031	50	62.12
11	MSTBVK 2,5/11-GF-5,08	1803044	50	67.2
12	MSTBVK 2,5/12-GF-5,08	1803057	50	72.28
13	MSTBVK 2,5/13-GF-5,08	1803060	50	77.36
14	MSTBVK 2,5/14-GF-5,08	1803073	50	82.44
15	MSTBVK 2,5/15-GF-5,08	1803086	50	87.52
16	MSTBVK 2,5/16-GF-5,08	1803099	50	92.6
17	MSTBVK 2,5/17-GF-5,08	1803109	50	97.68
18	MSTBVK 2,5/18-GF-5,08	1803112	50	102.76
19	MSTBVK 2,5/19-GF-5,08	1803125	50	107.84
20	MSTBVK 2,5/20-GF-5,08	1803138	50	112.92

Technical data

Product Line	COMBICON Connectors M		
Connection system / type of contact	COMBICON MSTB 2,5 / Pin		
Locking	Threaded flange		
Connection capacity			
rigid / flexible	[mm <sup>2</sup> ]	0.2 - 2.5 / 0.2 - 2.5	
Flexible with ferrules without plastic sleeve	[mm <sup>2</sup> ]	0.25 - 2.5	
Flexible with ferrules with plastic sleeve	[mm <sup>2</sup> ]	0.25 - 2.5	
2 conductors with same cross section solid / stranded	[mm <sup>2</sup> ]	0.2 - 1 / 0.2 - 1.5	
2 conductors with same cross section, stranded, with ferrule without plastic sleeve	[mm <sup>2</sup> ]	0.25 - 1	
Conductor cross section AWG/kcmil		24 - 12	
Stripping length	[mm]	- 7	
Tightening torque	[Nm]	0.5 - 0.6 Nm	
Electrical parameters			
rated current / nominal cross section	[A] / [mm <sup>2</sup> ]	12 / 2.5	
Surge voltage category/degree of pollution		III/3	III / 2 II / 2
Rated insulation voltage	[V]	320	320 630
Rated surge voltage	[kV]	4	4 4
General data			
Type of insulation material / insulation material group		PA / I	
Flammability rating in accordance with UL 94		V0	
Certification data			
Note	More detailed information on the approval data can be found on our website.		

DIN rail connector, Screw connection with tension sleeve, Pitch: 5.08 mm

UMSTBVK 2,5/-GF



Dimensions	[mm]
Length [l]	42.5
Height [h]	34.6



Ordering data

No. of pos.	Type	Item No.	Pcs./ Pkt.	Width w [mm]
2	UMSTBVK 2,5/ 2-GF-5,08	1787924	50	21.48
3	UMSTBVK 2,5/ 3-GF-5,08	1787937	50	26.56
4	UMSTBVK 2,5/ 4-GF-5,08	1787940	50	31.64
5	UMSTBVK 2,5/ 5-GF-5,08	1787953	50	36.72
6	UMSTBVK 2,5/ 6-GF-5,08	1787966	50	41.8
7	UMSTBVK 2,5/ 7-GF-5,08	1787979	50	46.88
8	UMSTBVK 2,5/ 8-GF-5,08	1787982	50	51.96
9	UMSTBVK 2,5/ 9-GF-5,08	1787995	50	57.04
10	UMSTBVK 2,5/10-GF-5,08	1788004	50	62.12
11	UMSTBVK 2,5/11-GF-5,08	1788017	50	67.2
12	UMSTBVK 2,5/12-GF-5,08	1788020	50	72.28
13	UMSTBVK 2,5/13-GF-5,08	1788033	50	77.36
14	UMSTBVK 2,5/14-GF-5,08	1788046	50	82.44
15	UMSTBVK 2,5/15-GF-5,08	1788059	50	87.52
16	UMSTBVK 2,5/16-GF-5,08	1788062	50	92.6
17	UMSTBVK 2,5/17-GF-5,08	1788075	50	97.68
18	UMSTBVK 2,5/18-GF-5,08	1788088	50	102.76
19	UMSTBVK 2,5/19-GF-5,08	1788091	50	107.84
20	UMSTBVK 2,5/20-GF-5,08	1788101	50	112.92

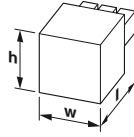
Technical data

Product Line	COMBICON Connectors M		
Connection system / type of contact	COMBICON MSTB 2,5 / Pin		
Locking	Threaded flange		
Connection capacity			
rigid / flexible	[mm <sup>2</sup> ]	0.2 - 2.5 / 0.2 - 2.5	
Flexible with ferrules without plastic sleeve	[mm <sup>2</sup> ]	0.25 - 2.5	
Flexible with ferrules with plastic sleeve	[mm <sup>2</sup> ]	0.25 - 2.5	
2 conductors with same cross section solid / stranded	[mm <sup>2</sup> ]	0.2 - 1 / 0.2 - 1.5	
2 conductors with same cross section, stranded, with ferrule without plastic sleeve	[mm <sup>2</sup> ]	0.25 - 1	
Conductor cross section AWG/kcmil		24 - 12	
Stripping length	[mm]	- 7	
Tightening torque	[Nm]	0.5 - 0.6 Nm	
Electrical parameters			
rated current / nominal cross section	[A] / [mm <sup>2</sup> ]	12 / 2.5	
Surge voltage category/degree of pollution		III/3	III / 2 II / 2
Rated insulation voltage	[V]	320	320 630
Rated surge voltage	[kV]	4	4 4
General data			
Type of insulation material / insulation material group		PA / I	
Flammability rating in accordance with UL 94		V0	
Certification data			
Note	More detailed information on the approval data can be found on our website.		

# COMBICON connectors M up to 2.5 mm<sup>2</sup> (14 AWG)

## DIN rail connector, Screw connection with tension sleeve, Pitch: 5.08 mm

UMSTBVK 2,5/-G



Dimensions	[mm]
Length [l]	42.52
Height [h]	34.5



### Ordering data

No. of pos.	Type	Item No.	Pcs./ Pkt.	Width w [mm]
2	UMSTBVK 2,5/ 2-G-5,08	1788114	50	11.66
3	UMSTBVK 2,5/ 3-G-5,08	1788127	50	16.74
4	UMSTBVK 2,5/ 4-G-5,08	1788130	50	21.82
5	UMSTBVK 2,5/ 5-G-5,08	1788143	50	26.9
6	UMSTBVK 2,5/ 6-G-5,08	1788156	50	31.98
7	UMSTBVK 2,5/ 7-G-5,08	1788169	50	37.06
8	UMSTBVK 2,5/ 8-G-5,08	1788172	50	42.14
9	UMSTBVK 2,5/ 9-G-5,08	1788185	50	47.22
10	UMSTBVK 2,5/10-G-5,08	1788198	50	52.3
11	UMSTBVK 2,5/11-G-5,08	1788208	50	57.38
12	UMSTBVK 2,5/12-G-5,08	1788211	50	62.46
13	UMSTBVK 2,5/13-G-5,08	1788224	50	67.54
14	UMSTBVK 2,5/14-G-5,08	1788237	50	72.62
15	UMSTBVK 2,5/15-G-5,08	1788240	50	77.7
16	UMSTBVK 2,5/16-G-5,08	1788253	50	82.78
17	UMSTBVK 2,5/17-G-5,08	1788266	50	87.86
18	UMSTBVK 2,5/18-G-5,08	1788279	50	92.94
19	UMSTBVK 2,5/19-G-5,08	1788282	50	98.02
20	UMSTBVK 2,5/20-G-5,08	1788295	50	103.1
21	UMSTBVK 2,5/21-G-5,08	1788305	50	108.18

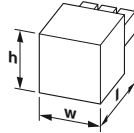


### Technical data

Product Line	COMBICON Connectors M			
Connection system / type of contact	COMBICON MSTB 2,5 / Pin			
Locking	without			
Connection capacity				
rigid / flexible	[mm <sup>2</sup> ]	0.2 - 2.5 / 0.2 - 2.5		
Flexible with ferrules without plastic sleeve	[mm <sup>2</sup> ]	0.25 - 2.5		
Flexible with ferrules with plastic sleeve	[mm <sup>2</sup> ]	0.25 - 2.5		
2 conductors with same cross section solid / stranded	[mm <sup>2</sup> ]	0.2 - 1 / 0.2 - 1.5		
2 conductors with same cross section, stranded, with ferrule without plastic sleeve	[mm <sup>2</sup> ]	0.25 - 1		
Conductor cross section AWG/kcmil		24 - 12		
Stripping length	[mm]	- 7		
Tightening torque	[Nm]	0.5 - 0.6 Nm		
Electrical parameters				
rated current / nominal cross section	[A] / [mm <sup>2</sup> ]	12 / 2.5		
Surge voltage category/degree of pollution		III/3	III / 2	II / 2
Rated insulation voltage	[V]	320	320	630
Rated surge voltage	[kV]	4	4	4
General data				
Type of insulation material / insulation material group	PA / I			
Flammability rating in accordance with UL 94	V0			
Certification data				
Note	More detailed information on the approval data can be found on our website.			

## PCB connector, Screw connection with tension sleeve, Pitch: 5 mm

MSTB 2,5 HC/-ST



Dimensions	[mm]
Length [l]	18.1
Height [h]	15



### Ordering data

No. of pos.	Type	Item No.	Pcs./ Pkt.	Width w [mm]
2	MSTB 2,5 HC/ 2-ST	1911855	50	10
3	MSTB 2,5 HC/ 3-ST	1911868	50	15
4	MSTB 2,5 HC/ 4-ST	1911871	50	20
5	MSTB 2,5 HC/ 5-ST	1911884	50	25
6	MSTB 2,5 HC/ 6-ST	1911897	50	30
7	MSTB 2,5 HC/ 7-ST	1911907	50	35
8	MSTB 2,5 HC/ 8-ST	1911910	50	40
9	MSTB 2,5 HC/ 9-ST	1911923	50	45
10	MSTB 2,5 HC/10-ST	1911936	50	50
11	MSTB 2,5 HC/11-ST	1911949	50	55
12	MSTB 2,5 HC/12-ST	1911952	50	60
14	MSTB 2,5 HC/14-ST	1960699	50	70
16	MSTB 2,5 HC/16-ST	1960709	50	80

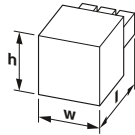


### Technical data

Product Line	COMBICON Connectors M			
Connection system / type of contact	COMBICON MSTB 2,5 HC / Socket			
Locking	without			
Connection capacity				
rigid / flexible	[mm <sup>2</sup> ]	0.2 - 2.5 / 0.2 - 2.5		
Flexible with ferrules without plastic sleeve	[mm <sup>2</sup> ]	0.25 - 2.5		
Flexible with ferrules with plastic sleeve	[mm <sup>2</sup> ]	0.25 - 2.5		
2 conductors with same cross section solid / stranded	[mm <sup>2</sup> ]	0.2 - 1 / 0.2 - 1.5		
2 conductors with same cross section, stranded, with ferrule without plastic sleeve	[mm <sup>2</sup> ]	0.25 - 1		
Conductor cross section AWG/kcmil		24 - 12		
Stripping length	[mm]	7		
Tightening torque	[Nm]	0.5 - 0.6 Nm		
Electrical parameters				
rated current / nominal cross section	[A] / [mm <sup>2</sup> ]	16 / 2.5		
Surge voltage category/degree of pollution		III/3	III / 2	II / 2
Rated insulation voltage	[V]	250	320	630
Rated surge voltage	[kV]	4	4	4
General data				
Type of insulation material / insulation material group	PA / I			
Flammability rating in accordance with UL 94	V0			
Certification data				
Note	More detailed information on the approval data can be found on our website.			

PCB connector, Screw connection with tension sleeve, Pitch: 5.08 mm

MSTB 2,5 HC/..-ST



Dimensions	[mm]
Length [l]	18.2
Height [h]	15



Ordering data

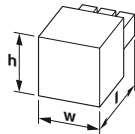
No. of pos.	Type	Item No.	Pcs./ Pkt.	Width w [mm]
2	MSTB 2,5 HC/ 2-ST-5,08	1911965	50	10.16
3	MSTB 2,5 HC/ 3-ST-5,08	1911978	50	15.24
4	MSTB 2,5 HC/ 4-ST-5,08	1911981	50	20.32
5	MSTB 2,5 HC/ 5-ST-5,08	1911994	50	25.4
6	MSTB 2,5 HC/ 6-ST-5,08	1912003	50	30.48
7	MSTB 2,5 HC/ 7-ST-5,08	1912016	50	35.56
8	MSTB 2,5 HC/ 8-ST-5,08	1912029	50	40.64
9	MSTB 2,5 HC/ 9-ST-5,08	1912032	50	45.72
10	MSTB 2,5 HC/10-ST-5,08	1912045	50	50.8
11	MSTB 2,5 HC/11-ST-5,08	1912058	50	55.88
12	MSTB 2,5 HC/12-ST-5,08	1912061	50	60.96
14	MSTB 2,5 HC/14-ST-5,08	1937224	50	71.12
16	MSTB 2,5 HC/16-ST-5,08	1748820	50	81.28

Technical data

Product Line		COMBICON Connectors M		
Connection system / type of contact		COMBICON MSTB 2,5 HC / Socket		
Locking		without		
Connection capacity				
rigid / flexible	[mm <sup>2</sup> ]	0.2 - 2.5 / 0.2 - 2.5		
Flexible with ferrules without plastic sleeve	[mm <sup>2</sup> ]	0.25 - 2.5		
Flexible with ferrules with plastic sleeve	[mm <sup>2</sup> ]	0.25 - 2.5		
2 conductors with same cross section solid / stranded	[mm <sup>2</sup> ]	0.2 - 1 / 0.2 - 1.5		
2 conductors with same cross section, stranded, with ferrule without plastic sleeve	[mm <sup>2</sup> ]	0.25 - 1		
Conductor cross section AWG/kcmil		24 - 12		
Stripping length		7		
Tightening torque		0.5 - 0.6 Nm		
Electrical parameters				
rated current / nominal cross section		[A] / [mm <sup>2</sup> ]		16 / 2.5
Surge voltage category/degree of pollution		III/3	III / 2	II / 2
Rated insulation voltage		250	320	630
Rated surge voltage		[kV]	4	4
General data				
Type of insulation material / insulation material group		PA / I		
Flammability rating in accordance with UL 94		V0		
Certification data				
Note		More detailed information on the approval data can be found on our website.		

PCB connector, Screw connection with tension sleeve, Pitch: 5 mm

MSTB 2,5 HC/..-STF



Dimensions	[mm]
Length [l]	18.2
Height [h]	15



Ordering data

No. of pos.	Type	Item No.	Pcs./ Pkt.	Width w [mm]
2	MSTB 2,5 HC/ 2-STF	1912074	50	19.4
3	MSTB 2,5 HC/ 3-STF	1912087	50	24.4
4	MSTB 2,5 HC/ 4-STF	1912090	50	29.4
5	MSTB 2,5 HC/ 5-STF	1912100	50	34.4
6	MSTB 2,5 HC/ 6-STF	1912113	50	39.4
7	MSTB 2,5 HC/ 7-STF	1912126	50	44.4
8	MSTB 2,5 HC/ 8-STF	1912139	50	49.4
9	MSTB 2,5 HC/ 9-STF	1912142	50	54.4
10	MSTB 2,5 HC/10-STF	1912155	50	59.4
11	MSTB 2,5 HC/11-STF	1912168	50	64.4
12	MSTB 2,5 HC/12-STF	1912171	50	69.4

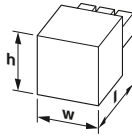
Technical data

Product Line		COMBICON Connectors M		
Connection system / type of contact		COMBICON MSTB 2,5 HC / Socket		
Locking		Screw flange		
Connection capacity				
rigid / flexible	[mm <sup>2</sup> ]	0.2 - 2.5 / 0.2 - 2.5		
Flexible with ferrules without plastic sleeve	[mm <sup>2</sup> ]	0.25 - 2.5		
Flexible with ferrules with plastic sleeve	[mm <sup>2</sup> ]	0.25 - 2.5		
2 conductors with same cross section solid / stranded	[mm <sup>2</sup> ]	0.2 - 1 / 0.2 - 1.5		
2 conductors with same cross section, stranded, with ferrule without plastic sleeve	[mm <sup>2</sup> ]	0.25 - 1		
Conductor cross section AWG/kcmil		24 - 12		
Stripping length		7		
Tightening torque		0.5 - 0.6 Nm		
Electrical parameters				
rated current / nominal cross section		[A] / [mm <sup>2</sup> ]		16 / 2.5
Surge voltage category/degree of pollution		III/3	III / 2	II / 2
Rated insulation voltage		250	320	630
Rated surge voltage		[kV]	4	4
General data				
Type of insulation material / insulation material group		PA / I		
Flammability rating in accordance with UL 94		V0		
Certification data				
Note		More detailed information on the approval data can be found on our website.		

## COMBICON connectors M up to 2.5 mm<sup>2</sup> (14 AWG)

### PCB connector, Screw connection with tension sleeve, Pitch: 5.08 mm

MSTB 2,5 HC/...STF



Dimensions	[mm]
Length [l]	18.2
Height [h]	15



#### Ordering data

No. of pos.	Type	Item No.	Pcs./ Pkt.	Width w [mm]
2	MSTB 2,5 HC/ 2-STF-5,08	1912184	50	19.56
3	MSTB 2,5 HC/ 3-STF-5,08	1912197	50	24.64
4	MSTB 2,5 HC/ 4-STF-5,08	1912207	50	29.72
5	MSTB 2,5 HC/ 5-STF-5,08	1912210	50	34.8
6	MSTB 2,5 HC/ 6-STF-5,08	1912223	50	39.88
7	MSTB 2,5 HC/ 7-STF-5,08	1912236	50	44.96
8	MSTB 2,5 HC/ 8-STF-5,08	1912249	50	50.04
9	MSTB 2,5 HC/ 9-STF-5,08	1912252	50	55.12
10	MSTB 2,5 HC/10-STF-5,08	1912265	50	60.2
11	MSTB 2,5 HC/11-STF-5,08	1912278	50	65.28
12	MSTB 2,5 HC/12-STF-5,08	1912281	50	70.36

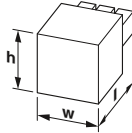


#### Technical data

Product Line		COMBICON Connectors M		
Connection system / type of contact		COMBICON MSTB 2,5 HC / Socket		
Locking		Screw flange		
Connection capacity				
rigid / flexible	[mm <sup>2</sup> ]	0.2 - 2.5 / 0.2 - 2.5		
Flexible with ferrules without plastic sleeve	[mm <sup>2</sup> ]	0.25 - 2.5		
Flexible with ferrules with plastic sleeve	[mm <sup>2</sup> ]	0.25 - 2.5		
2 conductors with same cross section solid / stranded	[mm <sup>2</sup> ]	0.2 - 1 / 0.2 - 1.5		
2 conductors with same cross section, stranded, with ferrule without plastic sleeve	[mm <sup>2</sup> ]	0.25 - 1		
Conductor cross section AWG/kcmil		24 - 12		
Stripping length		7		
Tightening torque		0.5 - 0.6 Nm		
Electrical parameters				
rated current / nominal cross section	[A] / [mm <sup>2</sup> ]	16 / 2.5		
Surge voltage category/degree of pollution		III/3	III / 2	II / 2
Rated insulation voltage		250	320	630
Rated surge voltage		[kV]	4	4
General data				
Type of insulation material / insulation material group		PA / I		
Flammability rating in accordance with UL 94		V0		
Certification data				
Note		More detailed information on the approval data can be found on our website.		

### PCB connector, Screw connection with tension sleeve, Pitch: 5 mm

MSTBT 2,5 HC/...ST



Dimensions	[mm]
Length [l]	18.2
Height [h]	15



#### Ordering data

No. of pos.	Type	Item No.	Pcs./ Pkt.	Width w [mm]
2	MSTBT 2,5 HC/ 2-ST	1926358	50	10
3	MSTBT 2,5 HC/ 3-ST	1926248	50	15
4	MSTBT 2,5 HC/ 4-ST	1926251	50	20
5	MSTBT 2,5 HC/ 5-ST	1926264	50	25
6	MSTBT 2,5 HC/ 6-ST	1926277	50	30
7	MSTBT 2,5 HC/ 7-ST	1926280	50	35
8	MSTBT 2,5 HC/ 8-ST	1926293	50	40
9	MSTBT 2,5 HC/ 9-ST	1926303	50	45
10	MSTBT 2,5 HC/10-ST	1926316	50	50
11	MSTBT 2,5 HC/11-ST	1926329	50	55
12	MSTBT 2,5 HC/12-ST	1926332	50	60



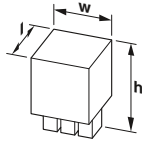
#### Technical data

Product Line		COMBICON Connectors M		
Connection system / type of contact		COMBICON MSTB 2,5 HC / Socket		
Locking		without		
Connection capacity				
rigid / flexible	[mm <sup>2</sup> ]	0.2 - 2.5 / 0.2 - 2.5		
Flexible with ferrules without plastic sleeve	[mm <sup>2</sup> ]	0.25 - 2.5		
Flexible with ferrules with plastic sleeve	[mm <sup>2</sup> ]	0.25 - 2.5		
2 conductors with same cross section solid / stranded	[mm <sup>2</sup> ]	0.2 - 1 / 0.2 - 1.5		
2 conductors with same cross section, stranded, with ferrule without plastic sleeve	[mm <sup>2</sup> ]	0.25 - 1		
Conductor cross section AWG/kcmil		24 - 12		
Stripping length		7		
Tightening torque		0.5 - 0.6 Nm		
Electrical parameters				
rated current / nominal cross section	[A] / [mm <sup>2</sup> ]	16 / 2.5		
Surge voltage category/degree of pollution		III/3	III / 2	II / 2
Rated insulation voltage		250	320	630
Rated surge voltage		[kV]	4	4
General data				
Type of insulation material / insulation material group		PA / I		
Flammability rating in accordance with UL 94		V0		
Certification data				
Note		More detailed information on the approval data can be found on our website.		



PCB connector, Screw connection with tension sleeve, Pitch: 5 mm

MVSTBR 2,5 HC/...-ST



Dimensions	[mm]
Length [l]	12.6
Height [h]	26



Ordering data

No. of pos.	Type	Item No.	Pcs./ Pkt.	Width w [mm]
2	MVSTBR 2,5 HC/ 2-ST	1912294	50	10
3	MVSTBR 2,5 HC/ 3-ST	1912304	50	15
4	MVSTBR 2,5 HC/ 4-ST	1912317	50	20
5	MVSTBR 2,5 HC/ 5-ST	1912320	50	25
6	MVSTBR 2,5 HC/ 6-ST	1912333	50	30
7	MVSTBR 2,5 HC/ 7-ST	1912346	50	35
8	MVSTBR 2,5 HC/ 8-ST	1912359	50	40
9	MVSTBR 2,5 HC/ 9-ST	1912362	50	45
10	MVSTBR 2,5 HC/10-ST	1912375	50	50
11	MVSTBR 2,5 HC/11-ST	1912388	50	55
12	MVSTBR 2,5 HC/12-ST	1912391	50	60

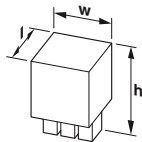


Technical data

Product Line		COMBICON Connectors M		
Connection system / type of contact		COMBICON MSTB 2,5 HC / Socket		
Locking		without		
Connection capacity				
rigid / flexible	[mm <sup>2</sup> ]	0.2 - 2.5 / 0.2 - 2.5		
Flexible with ferrules without plastic sleeve	[mm <sup>2</sup> ]	0.25 - 2.5		
Flexible with ferrules with plastic sleeve	[mm <sup>2</sup> ]	0.25 - 2.5		
2 conductors with same cross section solid / stranded	[mm <sup>2</sup> ]	0.2 - 1 / 0.2 - 1.5		
2 conductors with same cross section, stranded, with ferrule without plastic sleeve	[mm <sup>2</sup> ]	0.25 - 1		
Conductor cross section AWG/kcmil		24 - 12		
Stripping length		7		
Tightening torque		0.5 - 0.6 Nm		
Electrical parameters				
rated current / nominal cross section	[A] / [mm <sup>2</sup> ]	16 / 2.5		
Surge voltage category/degree of pollution		III/3	III / 2	II / 2
Rated insulation voltage		320	320	630
Rated surge voltage		4	4	4
General data				
Type of insulation material / insulation material group		PA / I		
Flammability rating in accordance with UL 94		V0		
Certification data				
Note		More detailed information on the approval data can be found on our website.		

PCB connector, Screw connection with tension sleeve, Pitch: 5.08 mm

MVSTBR 2,5 HC/...-ST



Dimensions	[mm]
Length [l]	12.6
Height [h]	26



Ordering data

No. of pos.	Type	Item No.	Pcs./ Pkt.	Width w [mm]
2	MVSTBR 2,5 HC/ 2-ST-5,08	1912401	50	10.16
3	MVSTBR 2,5 HC/ 3-ST-5,08	1912414	50	15.24
4	MVSTBR 2,5 HC/ 4-ST-5,08	1912427	50	20.32
5	MVSTBR 2,5 HC/ 5-ST-5,08	1912430	50	25.4
6	MVSTBR 2,5 HC/ 6-ST-5,08	1912443	50	30.48
7	MVSTBR 2,5 HC/ 7-ST-5,08	1912456	50	35.56
8	MVSTBR 2,5 HC/ 8-ST-5,08	1912469	50	40.64
9	MVSTBR 2,5 HC/ 9-ST-5,08	1912472	50	45.72
10	MVSTBR 2,5 HC/10-ST-5,08	1912485	50	50.8
12	MVSTBR 2,5 HC/12-ST-5,08	1912508	50	60.96



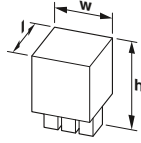
Technical data

Product Line		COMBICON Connectors M		
Connection system / type of contact		COMBICON MSTB 2,5 HC / Socket		
Locking		without		
Connection capacity				
rigid / flexible	[mm <sup>2</sup> ]	0.2 - 2.5 / 0.2 - 2.5		
Flexible with ferrules without plastic sleeve	[mm <sup>2</sup> ]	0.25 - 2.5		
Flexible with ferrules with plastic sleeve	[mm <sup>2</sup> ]	0.25 - 2.5		
2 conductors with same cross section solid / stranded	[mm <sup>2</sup> ]	0.2 - 1 / 0.2 - 1.5		
2 conductors with same cross section, stranded, with ferrule without plastic sleeve	[mm <sup>2</sup> ]	0.25 - 1		
Conductor cross section AWG/kcmil		24 - 12		
Stripping length		7		
Tightening torque		0.5 - 0.6 Nm		
Electrical parameters				
rated current / nominal cross section	[A] / [mm <sup>2</sup> ]	16 / 2.5		
Surge voltage category/degree of pollution		III/3	III / 2	II / 2
Rated insulation voltage		320	320	630
Rated surge voltage		4	4	4
General data				
Type of insulation material / insulation material group		PA / I		
Flammability rating in accordance with UL 94		V0		
Certification data				
Note		More detailed information on the approval data can be found on our website.		

# COMBICON connectors M up to 2.5 mm<sup>2</sup> (14 AWG)

## PCB connector, Screw connection with tension sleeve, Pitch: 5 mm

MVSTBR 2,5 HC/...STF



Dimensions	[mm]
Length [l]	12.6
Height [h]	26



### Ordering data

No. of pos.	Type	Item No.	Pcs./ Pkt.	Width w [mm]
2	MVSTBR 2,5 HC/ 2-STF	1912511	50	20
3	MVSTBR 2,5 HC/ 3-STF	1912524	50	25
4	MVSTBR 2,5 HC/ 4-STF	1912537	50	30
5	MVSTBR 2,5 HC/ 5-STF	1912540	50	35
6	MVSTBR 2,5 HC/ 6-STF	1912553	50	40
7	MVSTBR 2,5 HC/ 7-STF	1912566	50	45
8	MVSTBR 2,5 HC/ 8-STF	1912579	50	50
9	MVSTBR 2,5 HC/ 9-STF	1912582	50	55
10	MVSTBR 2,5 HC/10-STF	1912595	50	60
11	MVSTBR 2,5 HC/11-STF	1912605	50	65
12	MVSTBR 2,5 HC/12-STF	1912618	50	70

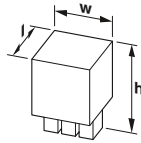


### Technical data

Product Line	COMBICON Connectors M		
Connection system / type of contact	COMBICON MSTB 2,5 HC / Socket		
Locking	Screw flange		
Connection capacity			
rigid / flexible	[mm <sup>2</sup> ]	0.2 - 2.5 / 0.2 - 2.5	
Flexible with ferrules without plastic sleeve	[mm <sup>2</sup> ]	0.25 - 2.5	
Flexible with ferrules with plastic sleeve	[mm <sup>2</sup> ]	0.25 - 2.5	
2 conductors with same cross section solid / stranded	[mm <sup>2</sup> ]	0.2 - 1 / 0.2 - 1.5	
2 conductors with same cross section, stranded, with ferrule without plastic sleeve	[mm <sup>2</sup> ]	0.25 - 1	
Conductor cross section AWG/kcmil		24 - 12	
Stripping length	[mm]	7	
Tightening torque	[Nm]	0.5 - 0.6 Nm	
Electrical parameters			
rated current / nominal cross section	[A] / [mm <sup>2</sup> ]	16 / 2.5	
Surge voltage category/degree of pollution		III/3	III / 2
Rated insulation voltage	[V]	320	320
Rated surge voltage	[kV]	4	4
General data			
Type of insulation material / insulation material group	PA / I		
Flammability rating in accordance with UL 94	V0		
Certification data			
Note	More detailed information on the approval data can be found on our website.		

## PCB connector, Screw connection with tension sleeve, Pitch: 5.08 mm

MVSTBR 2,5 HC/...STF



Dimensions	[mm]
Length [l]	12.6
Height [h]	26



### Ordering data

No. of pos.	Type	Item No.	Pcs./ Pkt.	Width w [mm]
2	MVSTBR 2,5 HC/ 2-STF-5,08	1912621	50	20.32
3	MVSTBR 2,5 HC/ 3-STF-5,08	1912634	50	25.4
4	MVSTBR 2,5 HC/ 4-STF-5,08	1912647	50	30.48
5	MVSTBR 2,5 HC/ 5-STF-5,08	1912650	50	35.56
6	MVSTBR 2,5 HC/ 6-STF-5,08	1912663	50	40.64
8	MVSTBR 2,5 HC/ 8-STF-5,08	1912689	50	50.8
9	MVSTBR 2,5 HC/ 9-STF-5,08	1912692	50	55.88
10	MVSTBR 2,5 HC/10-STF-5,08	1912702	50	60.96
11	MVSTBR 2,5 HC/11-STF-5,08	1912715	50	66.04
12	MVSTBR 2,5 HC/12-STF-5,08	1912728	50	71.12

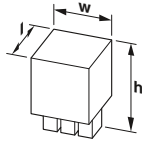


### Technical data

Product Line	COMBICON Connectors M		
Connection system / type of contact	COMBICON MSTB 2,5 HC / Socket		
Locking	Screw flange		
Connection capacity			
rigid / flexible	[mm <sup>2</sup> ]	0.2 - 2.5 / 0.2 - 2.5	
Flexible with ferrules without plastic sleeve	[mm <sup>2</sup> ]	0.25 - 2.5	
Flexible with ferrules with plastic sleeve	[mm <sup>2</sup> ]	0.25 - 2.5	
2 conductors with same cross section solid / stranded	[mm <sup>2</sup> ]	0.2 - 1 / 0.2 - 1.5	
2 conductors with same cross section, stranded, with ferrule without plastic sleeve	[mm <sup>2</sup> ]	0.25 - 1	
Conductor cross section AWG/kcmil		24 - 12	
Stripping length	[mm]	7	
Tightening torque	[Nm]	0.5 - 0.6 Nm	
Electrical parameters			
rated current / nominal cross section	[A] / [mm <sup>2</sup> ]	16 / 2.5	
Surge voltage category/degree of pollution		III/3	III / 2
Rated insulation voltage	[V]	320	320
Rated surge voltage	[kV]	4	4
General data			
Type of insulation material / insulation material group	PA / I		
Flammability rating in accordance with UL 94	V0		
Certification data			
Note	More detailed information on the approval data can be found on our website.		

PCB connector, Screw connection with tension sleeve, Pitch: 5 mm

MVSTBW 2,5 HC/...-ST



Dimensions	[mm]
Length [l]	12.5
Height [h]	26



Ordering data

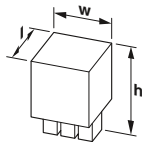
No. of pos.	Type	Item No.	Pcs./ Pkt.	Width w [mm]
2	MVSTBW 2,5 HC/ 2-ST	1912731	50	10
3	MVSTBW 2,5 HC/ 3-ST	1912744	50	15
4	MVSTBW 2,5 HC/ 4-ST	1912757	50	20
5	MVSTBW 2,5 HC/ 5-ST	1912760	50	25
6	MVSTBW 2,5 HC/ 6-ST	1912773	50	30
7	MVSTBW 2,5 HC/ 7-ST	1912786	50	35
8	MVSTBW 2,5 HC/ 8-ST	1912799	50	40
9	MVSTBW 2,5 HC/ 9-ST	1912809	50	45
10	MVSTBW 2,5 HC/10-ST	1912812	50	50
11	MVSTBW 2,5 HC/11-ST	1912825	50	55
12	MVSTBW 2,5 HC/12-ST	1912838	50	60

Technical data

Product Line		COMBICON Connectors M		
Connection system / type of contact		COMBICON MSTB 2,5 HC / Socket		
Locking		without		
Connection capacity				
rigid / flexible	[mm <sup>2</sup> ]	0.2 - 2.5 / 0.2 - 2.5		
Flexible with ferrules without plastic sleeve	[mm <sup>2</sup> ]	0.25 - 2.5		
Flexible with ferrules with plastic sleeve	[mm <sup>2</sup> ]	0.25 - 2.5		
2 conductors with same cross section solid / stranded	[mm <sup>2</sup> ]	0.2 - 1 / 0.2 - 1.5		
2 conductors with same cross section, stranded, with ferrule without plastic sleeve	[mm <sup>2</sup> ]	0.25 - 1		
Conductor cross section AWG/kcmil		24 - 12		
Stripping length		7		
Tightening torque		0.5 - 0.6 Nm		
Electrical parameters				
rated current / nominal cross section	[A] / [mm <sup>2</sup> ]	16 / 2.5		
Surge voltage category/degree of pollution		III/3	III / 2	II / 2
Rated insulation voltage		250	320	630
Rated surge voltage		[kV]	4	4
General data				
Type of insulation material / insulation material group		PA / I		
Flammability rating in accordance with UL 94		V0		
Certification data				
Note		More detailed information on the approval data can be found on our website.		

PCB connector, Screw connection with tension sleeve, Pitch: 5.08 mm

MVSTBW 2,5 HC/...-ST



Dimensions	[mm]
Length [l]	12.6
Height [h]	26



Ordering data

No. of pos.	Type	Item No.	Pcs./ Pkt.	Width w [mm]
2	MVSTBW 2,5 HC/ 2-ST-5,08	1912841	50	10.16
3	MVSTBW 2,5 HC/ 3-ST-5,08	1912854	50	15.24
4	MVSTBW 2,5 HC/ 4-ST-5,08	1912867	50	20.32
5	MVSTBW 2,5 HC/ 5-ST-5,08	1912870	50	25.4
6	MVSTBW 2,5 HC/ 6-ST-5,08	1912883	50	30.48
7	MVSTBW 2,5 HC/ 7-ST-5,08	1912896	50	35.56
8	MVSTBW 2,5 HC/ 8-ST-5,08	1912906	50	40.64
9	MVSTBW 2,5 HC/ 9-ST-5,08	1912919	50	45.72
10	MVSTBW 2,5 HC/10-ST-5,08	1912922	50	50.8
11	MVSTBW 2,5 HC/11-ST-5,08	1912935	50	55.88
12	MVSTBW 2,5 HC/12-ST-5,08	1912948	50	60.96

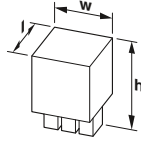
Technical data

Product Line		COMBICON Connectors M		
Connection system / type of contact		COMBICON MSTB 2,5 HC / Socket		
Locking		without		
Connection capacity				
rigid / flexible	[mm <sup>2</sup> ]	0.2 - 2.5 / 0.2 - 2.5		
Flexible with ferrules without plastic sleeve	[mm <sup>2</sup> ]	0.25 - 2.5		
Flexible with ferrules with plastic sleeve	[mm <sup>2</sup> ]	0.25 - 2.5		
2 conductors with same cross section solid / stranded	[mm <sup>2</sup> ]	0.2 - 1 / 0.2 - 1.5		
2 conductors with same cross section, stranded, with ferrule without plastic sleeve	[mm <sup>2</sup> ]	0.25 - 1		
Conductor cross section AWG/kcmil		24 - 12		
Stripping length		7		
Tightening torque		0.5 - 0.6 Nm		
Electrical parameters				
rated current / nominal cross section	[A] / [mm <sup>2</sup> ]	16 / 2.5		
Surge voltage category/degree of pollution		III/3	III / 2	II / 2
Rated insulation voltage		250	320	630
Rated surge voltage		[kV]	4	4
General data				
Type of insulation material / insulation material group		PA / I		
Flammability rating in accordance with UL 94		V0		
Certification data				
Note		More detailed information on the approval data can be found on our website.		

# COMBICON connectors M up to 2.5 mm<sup>2</sup> (14 AWG)

## PCB connector, Screw connection with tension sleeve, Pitch: 5 mm

MVSTBW 2,5 HC/..-STF



Dimensions	[mm]
Length [l]	12.6
Height [h]	26



### Ordering data

No. of pos.	Type	Item No.	Pcs./ Pkt.	Width w [mm]
2	MVSTBW 2,5 HC/ 2-STF	1912951	50	11
3	MVSTBW 2,5 HC/ 3-STF	1912964	50	16
4	MVSTBW 2,5 HC/ 4-STF	1912977	50	21
5	MVSTBW 2,5 HC/ 5-STF	1912980	50	26
6	MVSTBW 2,5 HC/ 6-STF	1912993	50	31
7	MVSTBW 2,5 HC/ 7-STF	1913002	50	36
8	MVSTBW 2,5 HC/ 8-STF	1913015	50	41
9	MVSTBW 2,5 HC/ 9-STF	1913028	50	46
10	MVSTBW 2,5 HC/10-STF	1913031	50	51
11	MVSTBW 2,5 HC/11-STF	1913044	50	56
12	MVSTBW 2,5 HC/12-STF	1913057	50	61

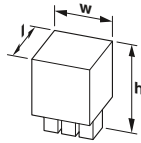


### Technical data

Product Line	COMBICON Connectors M		
Connection system / type of contact	COMBICON MSTB 2,5 HC / Socket		
Locking	Screw flange		
Connection capacity			
rigid / flexible	[mm <sup>2</sup> ]	0.2 - 2.5 / 0.2 - 2.5	
Flexible with ferrules without plastic sleeve	[mm <sup>2</sup> ]	0.25 - 2.5	
Flexible with ferrules with plastic sleeve	[mm <sup>2</sup> ]	0.25 - 2.5	
2 conductors with same cross section solid / stranded	[mm <sup>2</sup> ]	0.2 - 1 / 0.2 - 1.5	
2 conductors with same cross section, stranded, with ferrule without plastic sleeve	[mm <sup>2</sup> ]	0.25 - 1	
Conductor cross section AWG/kcmil		24 - 12	
Stripping length	[mm]	7	
Tightening torque	[Nm]	0.5 - 0.6 Nm	
Electrical parameters			
rated current / nominal cross section	[A] / [mm <sup>2</sup> ]	16 / 2.5	
Surge voltage category/degree of pollution		III/3	III / 2
Rated insulation voltage	[V]	320	630
Rated surge voltage	[kV]	4	4
General data			
Type of insulation material / insulation material group	PA / I		
Flammability rating in accordance with UL 94	V0		
Certification data			
Note	More detailed information on the approval data can be found on our website.		

## PCB connector, Screw connection with tension sleeve, Pitch: 5.08 mm

MVSTBW 2,5 HC/..-STF



Dimensions	[mm]
Length [l]	12.6
Height [h]	26



### Ordering data

No. of pos.	Type	Item No.	Pcs./ Pkt.	Width w [mm]
2	MVSTBW 2,5 HC/ 2-STF-5,08	1913060	50	10.16
3	MVSTBW 2,5 HC/ 3-STF-5,08	1913073	50	15.24
4	MVSTBW 2,5 HC/ 4-STF-5,08	1913086	50	20.32
5	MVSTBW 2,5 HC/ 5-STF-5,08	1913099	50	25.4
6	MVSTBW 2,5 HC/ 6-STF-5,08	1913109	50	30.48
7	MVSTBW 2,5 HC/ 7-STF-5,08	1913112	50	35.56
8	MVSTBW 2,5 HC/ 8-STF-5,08	1913125	50	40.64
9	MVSTBW 2,5 HC/ 9-STF-5,08	1913138	50	45.72
10	MVSTBW 2,5 HC/10-STF-5,08	1913141	50	50.8
11	MVSTBW 2,5 HC/11-STF-5,08	1913154	50	55.88
12	MVSTBW 2,5 HC/12-STF-5,08	1913167	50	60.96

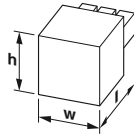



### Technical data

Product Line	COMBICON Connectors M		
Connection system / type of contact	COMBICON MSTB 2,5 HC / Socket		
Locking	Screw flange		
Connection capacity			
rigid / flexible	[mm <sup>2</sup> ]	0.2 - 2.5 / 0.2 - 2.5	
Flexible with ferrules without plastic sleeve	[mm <sup>2</sup> ]	0.25 - 2.5	
Flexible with ferrules with plastic sleeve	[mm <sup>2</sup> ]	0.25 - 2.5	
2 conductors with same cross section solid / stranded	[mm <sup>2</sup> ]	0.2 - 1 / 0.2 - 1.5	
2 conductors with same cross section, stranded, with ferrule without plastic sleeve	[mm <sup>2</sup> ]	0.25 - 1	
Conductor cross section AWG/kcmil		24 - 12	
Stripping length	[mm]	7	
Tightening torque	[Nm]	0.5 - 0.6 Nm	
Electrical parameters			
rated current / nominal cross section	[A] / [mm <sup>2</sup> ]	16 / 2.5	
Surge voltage category/degree of pollution		III/3	III / 2
Rated insulation voltage	[V]	250	630
Rated surge voltage	[kV]	4	4
General data			
Type of insulation material / insulation material group	PA / I		
Flammability rating in accordance with UL 94	V0		
Certification data			
Note	More detailed information on the approval data can be found on our website.		

PCB connector, Push-in spring connection, Pitch: 5 mm

FKC 2,5 HC/...ST



Dimensions	[mm]
Length [l]	25.73
Height [h]	15



Ordering data

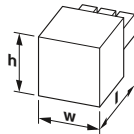

No. of pos.	Type	Item No.	Pcs./ Pkt.	Width w [mm]
2	FKC 2,5 HC/ 2-ST	1942154	50	9.9
3	FKC 2,5 HC/ 3-ST	1942167	50	14.9
4	FKC 2,5 HC/ 4-ST	1942170	50	19.9
5	FKC 2,5 HC/ 5-ST	1942183	50	24.9
6	FKC 2,5 HC/ 6-ST	1942196	50	29.9
7	FKC 2,5 HC/ 7-ST	1942206	50	34.9
8	FKC 2,5 HC/ 8-ST	1942219	50	39.9
9	FKC 2,5 HC/ 9-ST	1942222	50	44.9
10	FKC 2,5 HC/10-ST	1942235	50	49.9
11	FKC 2,5 HC/11-ST	1942248	50	54.9
12	FKC 2,5 HC/12-ST	1942251	50	59.9

Technical data

Product Line	COMBICON Connectors M		
Connection system / type of contact	COMBICON MSTB 2,5 HC / Socket		
Locking	without		
Connection capacity			
rigid / flexible	[mm <sup>2</sup> ]	0.2 - 2.5 / 0.2 - 2.5	
Flexible with ferrules without plastic sleeve	[mm <sup>2</sup> ]	0.25 - 2.5	
Flexible with ferrules with plastic sleeve	[mm <sup>2</sup> ]	0.25 - 2.5	
Conductor cross section AWG/kcmil		24 - 12	
Stripping length	[mm]	10	
Electrical parameters			
rated current / nominal cross section	[A] / [mm <sup>2</sup> ]	16 / 2.5	
Surge voltage category/degree of pollution		III/3	III / 2
Rated insulation voltage	[V]	250	320
Rated surge voltage	[kV]	4	4
General data			
Type of insulation material / insulation material group	PA / I		
Flammability rating in accordance with UL 94	V0		
Certification data			
Note	More detailed information on the approval data can be found on our website.		

PCB connector, Push-in spring connection, Pitch: 5.08 mm

FKC 2,5 HC/...ST



Dimensions	[mm]
Length [l]	25.73
Height [h]	15



Ordering data

No. of pos.	Type	Item No.	Pcs./ Pkt.	Width w [mm]
2	FKC 2,5 HC/ 2-ST-5,08	1942374	100	10.78
3	FKC 2,5 HC/ 3-ST-5,08	1942387	100	15.86
4	FKC 2,5 HC/ 4-ST-5,08	1942390	100	20.94
5	FKC 2,5 HC/ 5-ST-5,08	1942400	50	26.02
6	FKC 2,5 HC/ 6-ST-5,08	1942413	50	31.31
7	FKC 2,5 HC/ 7-ST-5,08	1942426	50	36.18
8	FKC 2,5 HC/ 8-ST-5,08	1942439	50	41.26
9	FKC 2,5 HC/ 9-ST-5,08	1942442	50	46.34
10	FKC 2,5 HC/10-ST-5,08	1942455	50	51.42
11	FKC 2,5 HC/11-ST-5,08	1942468	50	56.5
12	FKC 2,5 HC/12-ST-5,08	1942471	50	61.58

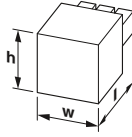

Technical data

Product Line	COMBICON Connectors M		
Connection system / type of contact	COMBICON MSTB 2,5 HC / Socket		
Locking	without		
Connection capacity			
rigid / flexible	[mm <sup>2</sup> ]	0.2 - 2.5 / 0.2 - 2.5	
Flexible with ferrules without plastic sleeve	[mm <sup>2</sup> ]	0.25 - 2.5	
Flexible with ferrules with plastic sleeve	[mm <sup>2</sup> ]	0.25 - 2.5	
Conductor cross section AWG/kcmil		24 - 12	
Stripping length	[mm]	10	
Electrical parameters			
rated current / nominal cross section	[A] / [mm <sup>2</sup> ]	16 / 2.5	
Surge voltage category/degree of pollution		III/3	III / 2
Rated insulation voltage	[V]	320	320
Rated surge voltage	[kV]	4	4
General data			
Type of insulation material / insulation material group	PA / I		
Flammability rating in accordance with UL 94	V0		
Certification data			
Note	More detailed information on the approval data can be found on our website.		

## COMBICON connectors M up to 2.5 mm<sup>2</sup> (14 AWG)

### PCB connector, Push-in spring connection, Pitch: 5 mm

FKC 2,5 HC/...STF



Dimensions	[mm]
Length [l]	25.73
Height [h]	15



#### Ordering data

No. of pos.	Type	Item No.	Pcs./ Pkt.	Width w [mm]
2	FKC 2,5 HC/ 2-STF	1942264	50	19.82
3	FKC 2,5 HC/ 3-STF	1942277	50	24.82
4	FKC 2,5 HC/ 4-STF	1942280	50	29.82
5	FKC 2,5 HC/ 5-STF	1942293	50	34.82
6	FKC 2,5 HC/ 6-STF	1942303	50	39.82
7	FKC 2,5 HC/ 7-STF	1942316	50	44.82
8	FKC 2,5 HC/ 8-STF	1942329	50	49.82
9	FKC 2,5 HC/ 9-STF	1942332	50	54.82
10	FKC 2,5 HC/10-STF	1942345	50	59.82
11	FKC 2,5 HC/11-STF	1942358	50	64.82
12	FKC 2,5 HC/12-STF	1942361	50	69.82

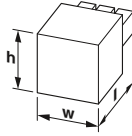



#### Technical data

Product Line	COMBICON Connectors M		
Connection system / type of contact	COMBICON MSTB 2,5 HC / Socket		
Locking	Screw flange		
Connection capacity			
rigid / flexible	[mm <sup>2</sup> ]	0.2 - 2.5 / 0.2 - 2.5	
Flexible with ferrules without plastic sleeve	[mm <sup>2</sup> ]	0.25 - 2.5	
Flexible with ferrules with plastic sleeve	[mm <sup>2</sup> ]	0.25 - 2.5	
Conductor cross section AWG/kcmil		24 - 12	
Stripping length	[mm]	10	
Electrical parameters			
rated current / nominal cross section	[A] / [mm <sup>2</sup> ]	16 / 2.5	
Surge voltage category/degree of pollution		III/3	II / 2
Rated insulation voltage	[V]	250	320 630
Rated surge voltage	[kV]	4	4 4
General data			
Type of insulation material / insulation material group	PA / I		
Flammability rating in accordance with UL 94	V0		
Certification data			
Note	More detailed information on the approval data can be found on our website.		

### PCB connector, Push-in spring connection, Pitch: 5.08 mm

FKC 2,5 HC/...STF



Dimensions	[mm]
Length [l]	25.73
Height [h]	15



#### Ordering data

No. of pos.	Type	Item No.	Pcs./ Pkt.	Width w [mm]
2	FKC 2,5 HC/ 2-STF-5,08	1942484	50	20.26
3	FKC 2,5 HC/ 3-STF-5,08	1942497	50	25.34
4	FKC 2,5 HC/ 4-STF-5,08	1942507	50	30.42
5	FKC 2,5 HC/ 5-STF-5,08	1942510	50	35.5
6	FKC 2,5 HC/ 6-STF-5,08	1942523	50	40.58
7	FKC 2,5 HC/ 7-STF-5,08	1942536	50	45.66
8	FKC 2,5 HC/ 8-STF-5,08	1942549	50	50.74
9	FKC 2,5 HC/ 9-STF-5,08	1942552	50	55.82
10	FKC 2,5 HC/10-STF-5,08	1942565	50	60.9
11	FKC 2,5 HC/11-STF-5,08	1942578	50	65.98
12	FKC 2,5 HC/12-STF-5,08	1942581	50	71.06

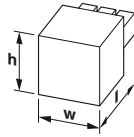


#### Technical data

Product Line	COMBICON Connectors M		
Connection system / type of contact	COMBICON MSTB 2,5 HC / Socket		
Locking	Screw flange		
Connection capacity			
rigid / flexible	[mm <sup>2</sup> ]	0.2 - 2.5 / 0.2 - 2.5	
Flexible with ferrules without plastic sleeve	[mm <sup>2</sup> ]	0.25 - 2.5	
Flexible with ferrules with plastic sleeve	[mm <sup>2</sup> ]	0.25 - 2.5	
Conductor cross section AWG/kcmil		24 - 12	
Stripping length	[mm]	10	
Electrical parameters			
rated current / nominal cross section	[A] / [mm <sup>2</sup> ]	16 / 2.5	
Surge voltage category/degree of pollution		III/3	II / 2
Rated insulation voltage	[V]	320	320 630
Rated surge voltage	[kV]	4	4 4
General data			
Type of insulation material / insulation material group	PA / I		
Flammability rating in accordance with UL 94	V0		
Certification data			
Note	More detailed information on the approval data can be found on our website.		

PCB connector, Push-in spring connection, Pitch: 5.08 mm

FKIC 2,5 HC/...ST



Dimensions	[mm]
Length [l]	27
Height [h]	15



Ordering data

No. of pos.	Type	Item No.	Pcs./ Pkt.	Width w [mm]
2	FKIC 2,5 HC/ 2-ST-5,08	1942594	50	12.16
3	FKIC 2,5 HC/ 3-ST-5,08	1942604	100	17.24
4	FKIC 2,5 HC/ 4-ST-5,08	1942617	100	22.32
5	FKIC 2,5 HC/ 5-ST-5,08	1942620	50	27.4
6	FKIC 2,5 HC/ 6-ST-5,08	1942633	50	32.48
7	FKIC 2,5 HC/ 7-ST-5,08	1942646	50	37.56
8	FKIC 2,5 HC/ 8-ST-5,08	1942659	50	42.64
9	FKIC 2,5 HC/ 9-ST-5,08	1942662	50	47.72
10	FKIC 2,5 HC/10-ST-5,08	1942675	50	52.8
11	FKIC 2,5 HC/11-ST-5,08	1942688	50	57.88
12	FKIC 2,5 HC/12-ST-5,08	1942691	50	62.96

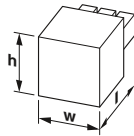



Technical data

Product Line	COMBICON Connectors M		
Connection system / type of contact	COMBICON MSTB 2,5 HC / Pin		
Locking	without		
Connection capacity			
rigid / flexible	[mm <sup>2</sup> ]	0.2 - 2.5 / 0.2 - 2.5	
Flexible with ferrules without plastic sleeve	[mm <sup>2</sup> ]	0.25 - 2.5	
Flexible with ferrules with plastic sleeve	[mm <sup>2</sup> ]	0.25 - 2.5	
Conductor cross section AWG/kcmil		24 - 12	
Stripping length	[mm]	10	
Electrical parameters			
rated current / nominal cross section	[A] / [mm <sup>2</sup> ]	16 / 2.5	
Surge voltage category/degree of pollution		III/3	III / 2
Rated insulation voltage	[V]	320	320
Rated surge voltage	[kV]	4	4
General data			
Type of insulation material / insulation material group	PA / I		
Flammability rating in accordance with UL 94	V0		
Certification data			
Note	More detailed information on the approval data can be found on our website.		

PCB connector, Push-in spring connection, Pitch: 5.08 mm

FKIC 2,5 HC/...STF



Dimensions	[mm]
Length [l]	27
Height [h]	15



Ordering data

No. of pos.	Type	Item No.	Pcs./ Pkt.	Width w [mm]
2	FKIC 2,5 HC/ 2-STF-5,08	1942701	50	20.24
3	FKIC 2,5 HC/ 3-STF-5,08	1942714	50	25.32
4	FKIC 2,5 HC/ 4-STF-5,08	1942727	50	30.4
5	FKIC 2,5 HC/ 5-STF-5,08	1942730	50	35.48
6	FKIC 2,5 HC/ 6-STF-5,08	1942743	50	40.56
7	FKIC 2,5 HC/ 7-STF-5,08	1942756	50	45.64
8	FKIC 2,5 HC/ 8-STF-5,08	1942769	50	50.72
9	FKIC 2,5 HC/ 9-STF-5,08	1942772	50	55.8
10	FKIC 2,5 HC/10-STF-5,08	1942785	50	60.88
11	FKIC 2,5 HC/11-STF-5,08	1942798	50	65.96
12	FKIC 2,5 HC/12-STF-5,08	1942808	50	71.04



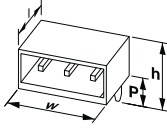
Technical data

Product Line	COMBICON Connectors M		
Connection system / type of contact	COMBICON MSTB 2,5 HC / Pin		
Locking	Screw flange		
Connection capacity			
rigid / flexible	[mm <sup>2</sup> ]	0.2 - 2.5 / 0.2 - 2.5	
Flexible with ferrules without plastic sleeve	[mm <sup>2</sup> ]	0.25 - 2.5	
Flexible with ferrules with plastic sleeve	[mm <sup>2</sup> ]	0.25 - 2.5	
Conductor cross section AWG/kcmil		24 - 12	
Stripping length	[mm]	10	
Electrical parameters			
rated current / nominal cross section	[A] / [mm <sup>2</sup> ]	16 / 2.5	
Surge voltage category/degree of pollution		III/3	III / 2
Rated insulation voltage	[V]	320	320
Rated surge voltage	[kV]	4	4
General data			
Type of insulation material / insulation material group	PA / I		
Flammability rating in accordance with UL 94	V0		
Certification data			
Note	More detailed information on the approval data can be found on our website.		

# COMBICON connectors M up to 2.5 mm<sup>2</sup> (14 AWG)

## PCB headers, Pitch: 5 mm

MSTBA 2,5 HC/..-G, Linear pinning



Dimensions	[mm]
Solder pin length [P]	3.5
Length [l]	12
Height [h]	12.1
Installed height	8.6



### Ordering data

No. of pos.	Type	Item No.	Pcs./ Pkt.	Width w [mm]
2	MSTBA 2,5 HC/ 2-G	1923759	50	12
3	MSTBA 2,5 HC/ 3-G	1923762	50	17
4	MSTBA 2,5 HC/ 4-G	1923775	50	22
5	MSTBA 2,5 HC/ 5-G	1923788	50	27
6	MSTBA 2,5 HC/ 6-G	1923791	50	32
7	MSTBA 2,5 HC/ 7-G	1923801	50	37
8	MSTBA 2,5 HC/ 8-G	1923814	50	42
9	MSTBA 2,5 HC/ 9-G	1923827	50	47
10	MSTBA 2,5 HC/10-G	1923830	50	52
11	MSTBA 2,5 HC/11-G	1923843	50	57
12	MSTBA 2,5 HC/12-G	1923856	50	62

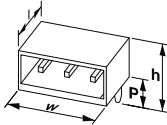



### Technical data

Product Line	COMBICON Connectors M		
Connection system / type of contact	COMBICON MSTB 2,5 HC / Pin		
Locking	without		
Electrical parameters			
rated current / nominal cross section	[A] / [mm <sup>2</sup> ]	16 / 2.5	
Surge voltage category/degree of pollution		III/3	II / 2
Rated insulation voltage	[V]	320	630
Rated surge voltage	[kV]	4	4
General data			
Type of insulation material / insulation material group	PA / I		
Flammability rating in accordance with UL 94	V0		
Certification data			
Note	More detailed information on the approval data can be found on our website.		

## PCB headers, Pitch: 5.08 mm

MSTBA 2,5 HC/..-G, Linear pinning



Dimensions	[mm]
Solder pin length [P]	3.5
Length [l]	12
Height [h]	12.1
Installed height	8.6



### Ordering data

No. of pos.	Type	Item No.	Pcs./ Pkt.	Width w [mm]
2	MSTBA 2,5 HC/ 2-G-5,08	1923869	50	12.16
3	MSTBA 2,5 HC/ 3-G-5,08	1923872	50	17.24
4	MSTBA 2,5 HC/ 4-G-5,08	1923885	50	22.32
5	MSTBA 2,5 HC/ 5-G-5,08	1923898	50	27.4
6	MSTBA 2,5 HC/ 6-G-5,08	1923908	50	32.48
7	MSTBA 2,5 HC/ 7-G-5,08	1923911	50	37.56
8	MSTBA 2,5 HC/ 8-G-5,08	1923924	50	42.64
9	MSTBA 2,5 HC/ 9-G-5,08	1923937	50	47.72
10	MSTBA 2,5 HC/10-G-5,08	1923940	50	52.8
11	MSTBA 2,5 HC/11-G-5,08	1923953	50	57.88
12	MSTBA 2,5 HC/12-G-5,08	1923966	50	62.96



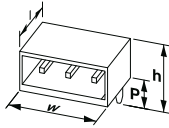
### Technical data

Product Line	COMBICON Connectors M		
Connection system / type of contact	COMBICON MSTB 2,5 HC / Pin		
Locking	without		
Electrical parameters			
rated current / nominal cross section	[A] / [mm <sup>2</sup> ]	16 / 2.5	
Surge voltage category/degree of pollution		III/3	II / 2
Rated insulation voltage	[V]	320	630
Rated surge voltage	[kV]	4	4
General data			
Type of insulation material / insulation material group	PA / I		
Flammability rating in accordance with UL 94	V0		
Certification data			
Note	More detailed information on the approval data can be found on our website.		



PCB headers, Pitch: 5 mm

MSTB 2,5 HC/..-GF, Linear pinning



Dimensions	[mm]
Solder pin length [P]	3.5
Length [l]	12
Height [h]	12.1
Installed height	8.6



Ordering data

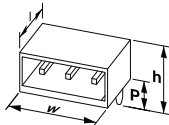
No. of pos.	Type	Item No.	Pcs./ Pkt.	Width w [mm]
2	MSTB 2,5 HC/ 2-GF	1923979	50	20
3	MSTB 2,5 HC/ 3-GF	1923982	50	25
4	MSTB 2,5 HC/ 4-GF	1923995	50	30
5	MSTB 2,5 HC/ 5-GF	1924004	50	35
6	MSTB 2,5 HC/ 6-GF	1924017	50	40
7	MSTB 2,5 HC/ 7-GF	1924020	50	45
8	MSTB 2,5 HC/ 8-GF	1924033	50	50
9	MSTB 2,5 HC/ 9-GF	1924046	50	55
10	MSTB 2,5 HC/10-GF	1924059	50	60
11	MSTB 2,5 HC/11-GF	1924062	50	65
12	MSTB 2,5 HC/12-GF	1924075	50	70

Technical data

Product Line	COMBICON Connectors M		
Connection system / type of contact	COMBICON MSTB 2,5 HC / Pin		
Locking	Threaded flange		
Electrical parameters			
rated current / nominal cross section	[A] / [mm <sup>2</sup> ]	16 / 2.5	
Surge voltage category/degree of pollution		III/3	III / 2 II / 2
Rated insulation voltage	[V]	320	320 630
Rated surge voltage	[kV]	4	4 4
General data			
Type of insulation material / insulation material group	PA / I		
Flammability rating in accordance with UL 94	V0		
Certification data			
Note	More detailed information on the approval data can be found on our website.		

PCB headers, Pitch: 5.08 mm

MSTB 2,5 HC/..-GF, Linear pinning



Dimensions	[mm]
Solder pin length [P]	3.5
Length [l]	12
Height [h]	12.1
Installed height	8.6



Ordering data

No. of pos.	Type	Item No.	Pcs./ Pkt.	Width w [mm]
2	MSTB 2,5 HC/ 2-GF-5,08	1924088	50	25.4
3	MSTB 2,5 HC/ 3-GF-5,08	1924091	50	25.4
4	MSTB 2,5 HC/ 4-GF-5,08	1924101	50	30.48
5	MSTB 2,5 HC/ 5-GF-5,08	1924114	50	35.56
6	MSTB 2,5 HC/ 6-GF-5,08	1924127	50	40.64
7	MSTB 2,5 HC/ 7-GF-5,08	1924130	50	45.72
8	MSTB 2,5 HC/ 8-GF-5,08	1924143	50	50.8
9	MSTB 2,5 HC/ 9-GF-5,08	1924156	50	55.88
10	MSTB 2,5 HC/10-GF-5,08	1924169	50	60.96
11	MSTB 2,5 HC/11-GF-5,08	1924172	50	66.04
12	MSTB 2,5 HC/12-GF-5,08	1924185	50	71.12

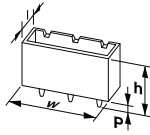
Technical data

Product Line	COMBICON Connectors M		
Connection system / type of contact	COMBICON MSTB 2,5 HC / Pin		
Locking	Threaded flange		
Electrical parameters			
rated current / nominal cross section	[A] / [mm <sup>2</sup> ]	16 / 2.5	
Surge voltage category/degree of pollution		III/3	III / 2 II / 2
Rated insulation voltage	[V]	320	320 630
Rated surge voltage	[kV]	4	4 4
General data			
Type of insulation material / insulation material group	PA / I		
Flammability rating in accordance with UL 94	V0		
Certification data			
Note	More detailed information on the approval data can be found on our website.		

# COMBICON connectors M up to 2.5 mm<sup>2</sup> (14 AWG)

## PCB headers, Pitch: 5 mm

MSTBVA 2,5 HC/...-G, Linear pinning



Dimensions	[mm]
Solder pin length [P]	3.9
Length [l]	8.6
Height [h]	15.9
Installed height	12



### Ordering data

No. of pos.	Type	Item No.	Pcs./ Pkt.	Width w [mm]
2	MSTBVA 2,5 HC/ 2-G	1924198	50	12
3	MSTBVA 2,5 HC/ 3-G	1924208	50	17
4	MSTBVA 2,5 HC/ 4-G	1924211	50	22
5	MSTBVA 2,5 HC/ 5-G	1924224	50	27
6	MSTBVA 2,5 HC/ 6-G	1924237	50	32
7	MSTBVA 2,5 HC/ 7-G	1924240	50	37
8	MSTBVA 2,5 HC/ 8-G	1924253	50	42
9	MSTBVA 2,5 HC/ 9-G	1924266	50	47
10	MSTBVA 2,5 HC/10-G	1924279	50	52
11	MSTBVA 2,5 HC/11-G	1924282	50	57
12	MSTBVA 2,5 HC/12-G	1924295	50	62

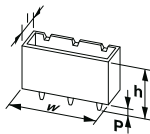


### Technical data

Product Line	COMBICON Connectors M		
Connection system / type of contact	COMBICON MSTB 2,5 HC / Pin		
Locking	without		
Electrical parameters			
rated current / nominal cross section	[A] / [mm <sup>2</sup> ]	16 / 2.5	
Surge voltage category/degree of pollution		III/3	II / 2
Rated insulation voltage	[V]	320	630
Rated surge voltage	[kV]	4	4
General data			
Type of insulation material / insulation material group	PA / I		
Flammability rating in accordance with UL 94	V0		
Certification data			
Note	More detailed information on the approval data can be found on our website.		

## PCB headers, Pitch: 5.08 mm

MSTBVA 2,5 HC/...-G, Linear pinning



Dimensions	[mm]
Solder pin length [P]	3.9
Length [l]	8.6
Height [h]	15.9
Installed height	12



### Ordering data

No. of pos.	Type	Item No.	Pcs./ Pkt.	Width w [mm]
2	MSTBVA 2,5 HC/ 2-G-5,08	1924305	50	12.16
3	MSTBVA 2,5 HC/ 3-G-5,08	1924318	50	17.24
4	MSTBVA 2,5 HC/ 4-G-5,08	1924321	50	22.32
5	MSTBVA 2,5 HC/ 5-G-5,08	1924334	50	27.4
6	MSTBVA 2,5 HC/ 6-G-5,08	1924347	50	32.48
7	MSTBVA 2,5 HC/ 7-G-5,08	1924350	50	37.56
8	MSTBVA 2,5 HC/ 8-G-5,08	1924363	50	42.64
9	MSTBVA 2,5 HC/ 9-G-5,08	1924376	50	47.72
10	MSTBVA 2,5 HC/10-G-5,08	1924389	50	52.8
11	MSTBVA 2,5 HC/11-G-5,08	1924392	50	57.88
12	MSTBVA 2,5 HC/12-G-5,08	1924402	50	62.96

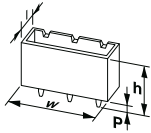
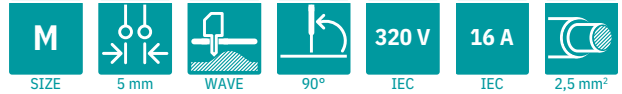


### Technical data

Product Line	COMBICON Connectors M		
Connection system / type of contact	COMBICON MSTB 2,5 HC / Pin		
Locking	without		
Electrical parameters			
rated current / nominal cross section	[A] / [mm <sup>2</sup> ]	16 / 2.5	
Surge voltage category/degree of pollution		III/3	II / 2
Rated insulation voltage	[V]	320	630
Rated surge voltage	[kV]	4	4
General data			
Type of insulation material / insulation material group	PA / I		
Flammability rating in accordance with UL 94	V0		
Certification data			
Note	More detailed information on the approval data can be found on our website.		

PCB headers, Pitch: 5 mm

MSTBV 2,5 HC/..-GF, Linear pinning



Dimensions	[mm]
Solder pin length [P]	3.9
Length [l]	8.6
Height [h]	15.9
Installed height	12



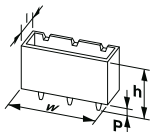
Ordering data

No. of pos.	Type	Item No.	Pcs./ Pkt.	Width w [mm]
2	MSTBV 2,5 HC/ 2-GF	1924415	50	20
3	MSTBV 2,5 HC/ 3-GF	1924428	50	25
4	MSTBV 2,5 HC/ 4-GF	1924431	50	30
5	MSTBV 2,5 HC/ 5-GF	1924444	50	35
6	MSTBV 2,5 HC/ 6-GF	1924457	50	40
7	MSTBV 2,5 HC/ 7-GF	1924460	50	45
8	MSTBV 2,5 HC/ 8-GF	1924473	50	50
9	MSTBV 2,5 HC/ 9-GF	1924486	50	55
10	MSTBV 2,5 HC/10-GF	1924499	50	60
11	MSTBV 2,5 HC/11-GF	1924509	50	65
12	MSTBV 2,5 HC/12-GF	1924512	50	70

Technical data	
Product Line	COMBICON Connectors M
Connection system / type of contact	COMBICON MSTB 2,5 HC / Pin
Locking	Threaded flange
Electrical parameters	
rated current / nominal cross section	[A] / [mm <sup>2</sup> ] 16 / 2.5
Surge voltage category/degree of pollution	III/3 III / 2 II / 2
Rated insulation voltage	[V] 320 320 630
Rated surge voltage	[kV] 4 4 4
General data	
Type of insulation material / insulation material group	PA / I
Flammability rating in accordance with UL 94	V0
Certification data	
Note	More detailed information on the approval data can be found on our website.

PCB headers, Pitch: 5.08 mm

MSTBV 2,5 HC/..-GF, Linear pinning



Dimensions	[mm]
Solder pin length [P]	3.9
Length [l]	8.6
Height [h]	12
Installed height	12



Ordering data

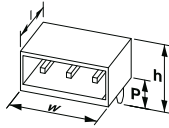
No. of pos.	Type	Item No.	Pcs./ Pkt.	Width w [mm]
2	MSTBV 2,5 HC/ 2-GF-5,08	1924525	50	25.4
3	MSTBV 2,5 HC/ 3-GF-5,08	1924538	50	25.4
4	MSTBV 2,5 HC/ 4-GF-5,08	1924541	50	30.48
5	MSTBV 2,5 HC/ 5-GF-5,08	1924554	50	35.56
6	MSTBV 2,5 HC/ 6-GF-5,08	1924567	50	40.64
7	MSTBV 2,5 HC/ 7-GF-5,08	1924570	50	45.72
8	MSTBV 2,5 HC/ 8-GF-5,08	1924583	50	50.8
9	MSTBV 2,5 HC/ 9-GF-5,08	1924596	50	55.88
10	MSTBV 2,5 HC/10-GF-5,08	1924606	50	60.96
11	MSTBV 2,5 HC/11-GF-5,08	1924619	50	66.04
12	MSTBV 2,5 HC/12-GF-5,08	1924622	50	71.12

Technical data	
Product Line	COMBICON Connectors M
Connection system / type of contact	COMBICON MSTB 2,5 HC / Pin
Locking	Threaded flange
Electrical parameters	
rated current / nominal cross section	[A] / [mm <sup>2</sup> ] 16 / 2.5
Surge voltage category/degree of pollution	III/3 III / 2 II / 2
Rated insulation voltage	[V] 320 320 630
Rated surge voltage	[kV] 4 4 4
General data	
Type of insulation material / insulation material group	PA / I
Flammability rating in accordance with UL 94	V0
Certification data	
Note	More detailed information on the approval data can be found on our website.

# COMBICON connectors M up to 2.5 mm<sup>2</sup> (14 AWG)

## PCB headers, Pitch: 5.08 mm

IC 2,5 HC/...-G, Linear pinning



Dimensions	[mm]
Solder pin length [P]	3.5
Length [l]	1.9
Height [h]	13.7
Installed height	10.2



### Ordering data

No. of pos.	Type	Item No.	Pcs./ Pkt.	Width w [mm]
2	IC 2,5 HC/ 2-G-5,08	1943302	50	12.16
3	IC 2,5 HC/ 3-G-5,08	1943315	50	17.24
4	IC 2,5 HC/ 4-G-5,08	1943328	50	22.32
5	IC 2,5 HC/ 5-G-5,08	1943331	50	27.4
6	IC 2,5 HC/ 6-G-5,08	1943344	50	32.48
7	IC 2,5 HC/ 7-G-5,08	1943360	50	37.56
8	IC 2,5 HC/ 8-G-5,08	1943373	50	42.64
9	IC 2,5 HC/ 9-G-5,08	1943386	50	47.72
10	IC 2,5 HC/10-G-5,08	1943399	50	52.8
11	IC 2,5 HC/11-G-5,08	1943409	50	57.88
12	IC 2,5 HC/12-G-5,08	1943412	50	62.96

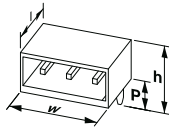


### Technical data

Product Line	COMBICON Connectors M		
Connection system / type of contact	COMBICON MSTB 2,5 HC / Socket		
Locking	without		
Electrical parameters			
rated current / nominal cross section	[A] / [mm <sup>2</sup> ]	16 / 2.5	
Surge voltage category/degree of pollution		III/3	II / 2
Rated insulation voltage	[V]	320	630
Rated surge voltage	[kV]	4	4
General data			
Type of insulation material / insulation material group	PA / I		
Flammability rating in accordance with UL 94	V0		
Certification data			
Note	More detailed information on the approval data can be found on our website.		

## PCB headers, Pitch: 5.08 mm

IC 2,5 HC/...-GF, Linear pinning



Dimensions	[mm]
Solder pin length [P]	3.5
Length [l]	19
Height [h]	13.7
Installed height	10.2



### Ordering data

No. of pos.	Type	Item No.	Pcs./ Pkt.	Width w [mm]
2	IC 2,5 HC/ 2-GF-5,08	1943425	50	20.28
3	IC 2,5 HC/ 3-GF-5,08	1943438	50	25.36
4	IC 2,5 HC/ 4-GF-5,08	1943441	50	30.44
5	IC 2,5 HC/ 5-GF-5,08	1943454	50	35.52
6	IC 2,5 HC/ 6-GF-5,08	1943467	50	40.6
7	IC 2,5 HC/ 7-GF-5,08	1943470	50	45.68
8	IC 2,5 HC/ 8-GF-5,08	1943483	50	50.76
9	IC 2,5 HC/ 9-GF-5,08	1943496	50	55.84
10	IC 2,5 HC/10-GF-5,08	1943506	50	60.92
11	IC 2,5 HC/11-GF-5,08	1943519	50	66
12	IC 2,5 HC/12-GF-5,08	1943522	50	71.08

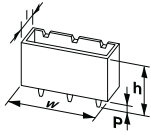


### Technical data

Product Line	COMBICON Connectors M		
Connection system / type of contact	COMBICON MSTB 2,5 HC / Socket		
Locking	Threaded flange		
Electrical parameters			
rated current / nominal cross section	[A] / [mm <sup>2</sup> ]	16 / 2.5	
Surge voltage category/degree of pollution		III/3	II / 2
Rated insulation voltage	[V]	320	630
Rated surge voltage	[kV]	4	4
General data			
Type of insulation material / insulation material group	PA / I		
Flammability rating in accordance with UL 94	V0		
Certification data			
Note	More detailed information on the approval data can be found on our website.		

PCB headers, Pitch: 5.08 mm

ICV 2,5 HC/...-G, Linear pinning



Dimensions	[mm]
Solder pin length [P]	3.6
Length [l]	10.2
Height [h]	22.6
Installed height	19



Ordering data

No. of pos.	Type	Item No.	Pcs./ Pkt.	Width w [mm]
2	ICV 2,5 HC/ 2-G-5,08	1943535	50	12.16
3	ICV 2,5 HC/ 3-G-5,08	1943548	50	17.24
4	ICV 2,5 HC/ 4-G-5,08	1943551	50	22.32
5	ICV 2,5 HC/ 5-G-5,08	1943564	50	27.4
6	ICV 2,5 HC/ 6-G-5,08	1943577	50	32.48
7	ICV 2,5 HC/ 7-G-5,08	1943580	50	37.56
8	ICV 2,5 HC/ 8-G-5,08	1943593	50	42.64
9	ICV 2,5 HC/ 9-G-5,08	1943603	50	47.72
10	ICV 2,5 HC/10-G-5,08	1943616	50	52.8
11	ICV 2,5 HC/11-G-5,08	1943629	50	57.88
12	ICV 2,5 HC/12-G-5,08	1943632	50	62.96

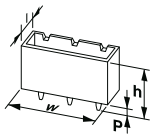


Technical data

Product Line	COMBICON Connectors M		
Connection system / type of contact	COMBICON MSTB 2,5 HC / Socket		
Locking	without		
Electrical parameters			
rated current / nominal cross section	[A] / [mm <sup>2</sup> ]	16 / 2.5	
Surge voltage category/degree of pollution		III/3	II / 2
Rated insulation voltage	[V]	320	630
Rated surge voltage	[kV]	4	4
General data			
Type of insulation material / insulation material group	PA / I		
Flammability rating in accordance with UL 94	V0		
Certification data			
Note	More detailed information on the approval data can be found on our website.		

PCB headers, Pitch: 5.08 mm

ICV 2,5 HC/...-GF, Linear pinning



Dimensions	[mm]
Solder pin length [P]	3.6
Length [l]	10.2
Height [h]	22.4
Installed height	18.9



Ordering data

No. of pos.	Type	Item No.	Pcs./ Pkt.	Width w [mm]
2	ICV 2,5 HC/ 2-GF-5,08	1943645	50	20.28
3	ICV 2,5 HC/ 3-GF-5,08	1943658	50	25.36
4	ICV 2,5 HC/ 4-GF-5,08	1943661	50	30.44
5	ICV 2,5 HC/ 5-GF-5,08	1943674	50	35.52
6	ICV 2,5 HC/ 6-GF-5,08	1943687	50	40.6
7	ICV 2,5 HC/ 7-GF-5,08	1943690	50	45.68
8	ICV 2,5 HC/ 8-GF-5,08	1943700	50	50.76
9	ICV 2,5 HC/ 9-GF-5,08	1943713	50	55.84
10	ICV 2,5 HC/10-GF-5,08	1943726	50	60.92
11	ICV 2,5 HC/11-GF-5,08	1943739	50	66
12	ICV 2,5 HC/12-GF-5,08	1943742	50	71.08



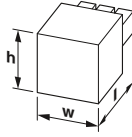
Technical data

Product Line	COMBICON Connectors M		
Connection system / type of contact	COMBICON MSTB 2,5 HC / Socket		
Locking	Threaded flange		
Electrical parameters			
rated current / nominal cross section	[A] / [mm <sup>2</sup> ]	16 / 2.5	
Surge voltage category/degree of pollution		III/3	II / 2
Rated insulation voltage	[V]	320	630
Rated surge voltage	[kV]	4	4
General data			
Type of insulation material / insulation material group	PA / I		
Flammability rating in accordance with UL 94	V0		
Certification data			
Note	More detailed information on the approval data can be found on our website.		

# COMBICON connectors M up to 2.5 mm<sup>2</sup> (14 AWG)

## PCB connector, Screw connection with tension sleeve, Pitch: 7.62 mm

GMSTB 2,5 HCV/...-ST



Dimensions	[mm]
Length [l]	25.56
Height [h]	17.23



### Ordering data

No. of pos.	Type	Item No.	Pcs./ Pkt.	Width w [mm]
2	GMSTB 2,5 HCV/ 2-ST-7,62	1714278	50	15.02
3	GMSTB 2,5 HCV/ 3-ST-7,62	1714281	50	22.64
4	GMSTB 2,5 HCV/ 4-ST-7,62	1714294	50	30.26
5	GMSTB 2,5 HCV/ 5-ST-7,62	1714304	50	37.88
6	GMSTB 2,5 HCV/ 6-ST-7,62	1714317	50	45.5
7	GMSTB 2,5 HCV/ 7-ST-7,62	1714320	50	53.12
8	GMSTB 2,5 HCV/ 8-ST-7,62	1714333	50	60.74
9	GMSTB 2,5 HCV/ 9-ST-7,62	1714346	50	68.36
10	GMSTB 2,5 HCV/10-ST-7,62	1714359	50	75.98
11	GMSTB 2,5 HCV/11-ST-7,62	1714362	50	83.6
12	GMSTB 2,5 HCV/12-ST-7,62	1714375	50	91.22

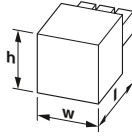


### Technical data

Product Line	COMBICON Connectors M		
Connection system / type of contact	COMBICON MSTB 2,5 HC / Socket		
Locking	without		
Connection capacity			
rigid / flexible	[mm <sup>2</sup> ]	0.2 - 2.5 / 0.2 - 2.5	
Flexible with ferrules without plastic sleeve	[mm <sup>2</sup> ]	0.25 - 2.5	
Flexible with ferrules with plastic sleeve	[mm <sup>2</sup> ]	0.25 - 2.5	
2 conductors with same cross section solid / stranded	[mm <sup>2</sup> ]	0.2 - 1 / 0.2 - 1.5	
2 conductors with same cross section, stranded, with ferrule without plastic sleeve	[mm <sup>2</sup> ]	0.25 - 1	
Conductor cross section AWG/kcmil		24 - 12	
Stripping length	[mm]	8	
Tightening torque	[Nm]	0.5 - 0.6 Nm	
Electrical parameters			
rated current / nominal cross section	[A] / [mm <sup>2</sup> ]	16 / 2.5	
Surge voltage category/degree of pollution		III/3	III / 2
Rated insulation voltage	[V]	1000	1000
Rated surge voltage	[kV]	8	8
General data			
Type of insulation material / insulation material group	PA / I		
Flammability rating in accordance with UL 94	V0		
Certification data			
Note	More detailed information on the approval data can be found on our website.		

## PCB connector, Screw connection with tension sleeve, Pitch: 7.62 mm

GMSTB 2,5 HCV/...-ST-LR



Dimensions	[mm]
Length [l]	29.1
Height [h]	17.5



### Ordering data

No. of pos.	Type	Item No.	Pcs./ Pkt.	Width w [mm]
2	GMSTB 2,5 HCV/ 2-ST-7,62-LR	1812759	50	22.84
3	GMSTB 2,5 HCV/ 3-ST-7,62-LR	1812762	50	30.46
4	GMSTB 2,5 HCV/ 4-ST-7,62-LR	1812775	50	38.08
5	GMSTB 2,5 HCV/ 5-ST-7,62-LR	1812788	50	45.7
6	GMSTB 2,5 HCV/ 6-ST-7,62-LR	1812791	50	53.32
7	GMSTB 2,5 HCV/ 7-ST-7,62-LR	1812801	50	60.94
8	GMSTB 2,5 HCV/ 8-ST-7,62-LR	1812814	50	68.56
10	GMSTB 2,5 HCV/10-ST-7,62-LR	1812830	50	83.8
11	GMSTB 2,5 HCV/11-ST-7,62-LR	1812843	50	91.42

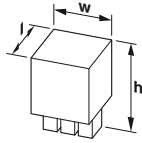


### Technical data

Product Line	COMBICON Connectors M		
Connection system / type of contact	COMBICON MSTB 2,5 HC / Socket		
Locking	Lock & Release ejector lever		
Connection capacity			
rigid / flexible	[mm <sup>2</sup> ]	0.2 - 2.5 / 0.2 - 2.5	
Flexible with ferrules without plastic sleeve	[mm <sup>2</sup> ]	0.25 - 2.5	
Flexible with ferrules with plastic sleeve	[mm <sup>2</sup> ]	0.25 - 2.5	
2 conductors with same cross section solid / stranded	[mm <sup>2</sup> ]	0.2 - 1 / 0.2 - 1.5	
2 conductors with same cross section, stranded, with ferrule without plastic sleeve	[mm <sup>2</sup> ]	0.25 - 1	
Conductor cross section AWG/kcmil		24 - 12	
Stripping length	[mm]	8	
Tightening torque	[Nm]	0.5 - 0.6 Nm	
Electrical parameters			
rated current / nominal cross section	[A] / [mm <sup>2</sup> ]	16 / 2.5	
Surge voltage category/degree of pollution		III/3	III / 2
Rated insulation voltage	[V]	1000	1000
Rated surge voltage	[kV]	8	8
General data			
Type of insulation material / insulation material group	PA / I		
Flammability rating in accordance with UL 94	V0		
Certification data			
Note	More detailed information on the approval data can be found on our website.		

PCB connector, Screw connection with tension sleeve, Pitch: 7.62 mm

GMVSTBW 2,5 HV/...-ST



Dimensions	[mm]
Length [l]	15
Height [h]	27.5



Ordering data

No. of pos.	Type	Item No.	Pcs./ Pkt.	Width w [mm]
2	GMVSTBW 2,5 HV/ 2-ST-7,62	1771910	50	13.19
3	GMVSTBW 2,5 HV/ 3-ST-7,62	1993967	50	20.81
4	GMVSTBW 2,5 HV/ 4-ST-7,62	1927221	50	28.43

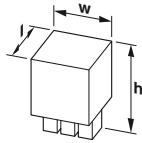


Technical data

Product Line	COMBICON Connectors M		
Connection system / type of contact	COMBICON MSTB 2,5 HC / Socket		
Locking	without		
Connection capacity			
rigid / flexible	[mm <sup>2</sup> ]	0.2 - 2.5 / 0.2 - 2.5	
Flexible with ferrules without plastic sleeve	[mm <sup>2</sup> ]	0.25 - 2.5	
Flexible with ferrules with plastic sleeve	[mm <sup>2</sup> ]	0.25 - 2.5	
2 conductors with same cross section solid / stranded	[mm <sup>2</sup> ]	0.2 - 1 / 0.2 - 1.5	
2 conductors with same cross section, stranded, with ferrule without plastic sleeve	[mm <sup>2</sup> ]	0.25 - 1	
Conductor cross section AWG/kcmil		24 - 12	
Stripping length	[mm]	7	
Tightening torque	[Nm]	0.5 - 0.6 Nm	
Electrical parameters			
rated current / nominal cross section	[A] / [mm <sup>2</sup> ]	12 / 2.5	
Surge voltage category/degree of pollution		III/3	III / 2
Rated insulation voltage	[V]	500	630
Rated surge voltage	[kV]	6	6
General data			
Type of insulation material / insulation material group	PA / I		
Flammability rating in accordance with UL 94	V0		
Certification data			
Note	More detailed information on the approval data can be found on our website.		

PCB connector, Screw connection with tension sleeve, Pitch: 7.62 mm

GMVSTBR 2,5 HV/...-ST



Dimensions	[mm]
Length [l]	15
Height [h]	27.5



Ordering data

No. of pos.	Type	Item No.	Pcs./ Pkt.	Width w [mm]
2	GMVSTBR 2,5 HV/ 2-ST-7,62	1774454	50	13.19
3	GMVSTBR 2,5 HV/ 3-ST-7,62	1993954	50	20.81
4	GMVSTBR 2,5 HV/ 4-ST-7,62	1774467	50	28.43



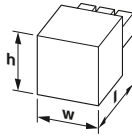
Technical data

Product Line	COMBICON Connectors M		
Connection system / type of contact	COMBICON MSTB 2,5 HC / Socket		
Locking	without		
Connection capacity			
rigid / flexible	[mm <sup>2</sup> ]	0.2 - 2.5 / 0.2 - 2.5	
Flexible with ferrules without plastic sleeve	[mm <sup>2</sup> ]	0.25 - 2.5	
Flexible with ferrules with plastic sleeve	[mm <sup>2</sup> ]	0.25 - 2.5	
2 conductors with same cross section solid / stranded	[mm <sup>2</sup> ]	0.2 - 1 / 0.2 - 1.5	
2 conductors with same cross section, stranded, with ferrule without plastic sleeve	[mm <sup>2</sup> ]	0.25 - 1	
Conductor cross section AWG/kcmil		24 - 12	
Stripping length	[mm]	7	
Tightening torque	[Nm]	0.5 - 0.6 Nm	
Electrical parameters			
rated current / nominal cross section	[A] / [mm <sup>2</sup> ]	12 / 2.5	
Surge voltage category/degree of pollution		III/3	III / 2
Rated insulation voltage	[V]	500	630
Rated surge voltage	[kV]	6	6
General data			
Type of insulation material / insulation material group	PA / I		
Flammability rating in accordance with UL 94	V0		
Certification data			
Note	More detailed information on the approval data can be found on our website.		

# COMBICON connectors M up to 2.5 mm<sup>2</sup> (14 AWG)

## PCB connector, Screw connection with tension sleeve, Pitch: 7.62 mm

GIC 2,5 HCV/...ST



Dimensions	[mm]
Length [l]	22.8
Height [h]	17.5



### Ordering data

No. of pos.	Type	Item No.	Pcs./ Pkt.	Width w [mm]
2	GIC 2,5 HCV/ 2-ST-7,62	1745629	50	15.02
3	GIC 2,5 HCV/ 3-ST-7,62	1745632	50	22.64
4	GIC 2,5 HCV/ 4-ST-7,62	1745645	50	30.26
5	GIC 2,5 HCV/ 5-ST-7,62	1745658	50	37.88
6	GIC 2,5 HCV/ 6-ST-7,62	1745661	50	45.5
7	GIC 2,5 HCV/ 7-ST-7,62	1745674	50	53.12
8	GIC 2,5 HCV/ 8-ST-7,62	1745687	50	60.74
9	GIC 2,5 HCV/ 9-ST-7,62	1745690	50	68.36
10	GIC 2,5 HCV/10-ST-7,62	1745700	50	75.98
11	GIC 2,5 HCV/11-ST-7,62	1745713	50	83.6
12	GIC 2,5 HCV/12-ST-7,62	1745726	50	91.22

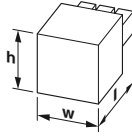


### Technical data

Product Line	COMBICON Connectors M		
Connection system / type of contact	COMBICON MSTB 2,5 HC / Pin		
Locking	without		
Connection capacity			
rigid / flexible	[mm <sup>2</sup> ]	0.2 - 2.5 / 0.2 - 2.5	
Flexible with ferrules without plastic sleeve	[mm <sup>2</sup> ]	0.25 - 2.5	
Flexible with ferrules with plastic sleeve	[mm <sup>2</sup> ]	0.25 - 2.5	
2 conductors with same cross section solid / stranded	[mm <sup>2</sup> ]	0.2 - 1 / 0.2 - 1.5	
2 conductors with same cross section, stranded, with ferrule without plastic sleeve	[mm <sup>2</sup> ]	0.25 - 1	
Conductor cross section AWG/kcmil		24 - 12	
Stripping length	[mm]	8	
Tightening torque	[Nm]	0.5 - 0.6 Nm	
Electrical parameters			
rated current / nominal cross section	[A] / [mm <sup>2</sup> ]	16 / 2.5	
Surge voltage category/degree of pollution		III/3	III / 2
Rated insulation voltage	[V]	1000	1000
Rated surge voltage	[kV]	8	6
General data			
Type of insulation material / insulation material group	PA / I		
Flammability rating in accordance with UL 94	V0		
Certification data			
Note	More detailed information on the approval data can be found on our website.		

## PCB connector, Push-in spring connection, Pitch: 7.62 mm

GFKC 2,5 HC/...ST



Dimensions	[mm]
Length [l]	25.56
Height [h]	15



### Ordering data

No. of pos.	Type	Item No.	Pcs./ Pkt.	Width w [mm]
2	GFKC 2,5 HC/ 2-ST-7,62	1183927	50	13.32
3	GFKC 2,5 HC/ 3-ST-7,62	1700455	50	20.94
4	GFKC 2,5 HC/ 4-ST-7,62	1183928	50	28.56
5	GFKC 2,5 HC/ 5-ST-7,62	1183930	50	36.18
6	GFKC 2,5 HC/ 6-ST-7,62	1700458	50	43.8
7	GFKC 2,5 HC/ 7-ST-7,62	1183931	50	51.42
8	GFKC 2,5 HC/ 8-ST-7,62	1183932	50	59.04
9	GFKC 2,5 HC/ 9-ST-7,62	1183933	50	66.66
10	GFKC 2,5 HC/10-ST-7,62	1183934	50	74.28
11	GFKC 2,5 HC/11-ST-7,62	1183935	50	81.9
12	GFKC 2,5 HC/12-ST-7,62	1183936	50	89.52



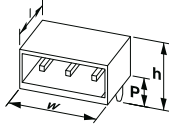

### Technical data

Product Line	COMBICON Connectors M		
Connection system / type of contact	COMBICON MSTB 2,5 HC / Socket		
Locking	without		
Connection capacity			
rigid / flexible	[mm <sup>2</sup> ]	0.2 - 2.5 / 0.2 - 2.5	
Flexible with ferrules without plastic sleeve	[mm <sup>2</sup> ]	0.25 - 2.5	
Flexible with ferrules with plastic sleeve	[mm <sup>2</sup> ]	0.25 - 1.5	
2 conductors with same cross section solid / stranded	[mm <sup>2</sup> ]	0.2 - 1 / 0.2 - 1.5	
2 conductors with same cross section, stranded, with ferrule without plastic sleeve	[mm <sup>2</sup> ]	0.25 - 1	
Conductor cross section AWG/kcmil		24 - 12	
Stripping length	[mm]	10	
Electrical parameters			
rated current / nominal cross section	[A] / [mm <sup>2</sup> ]	16 / 2.5	
Surge voltage category/degree of pollution		III/3	III / 2
Rated insulation voltage	[V]	400	630
Rated surge voltage	[kV]	6	6
General data			
Type of insulation material / insulation material group	PA / I		
Flammability rating in accordance with UL 94	V0		
Certification data			
Note	More detailed information on the approval data can be found on our website.		



PCB headers, Pitch: 7.62 mm

GMSTBA 2,5 HC/...-G, Linear pinning



Dimensions	[mm]
Solder pin length [P]	3.2
Length [l]	12
Height [h]	11.8
Installed height	8.6



Ordering data

No. of pos.	Type	Item No.	Pcs./ Pkt.	Width w [mm]
2	GMSTBA 2,5 HC/ 2-G-7,62	1728853	50	15.24
3	GMSTBA 2,5 HC/ 3-G-7,62	1728866	50	22.86
4	GMSTBA 2,5 HC/ 4-G-7,62	1728879	50	30.48
5	GMSTBA 2,5 HC/ 5-G-7,62	1728882	50	38.1
6	GMSTBA 2,5 HC/ 6-G-7,62	1728895	50	45.72
7	GMSTBA 2,5 HC/ 7-G-7,62	1728905	50	53.34
8	GMSTBA 2,5 HC/ 8-G-7,62	1728918	50	60.96
9	GMSTBA 2,5 HC/ 9-G-7,62	1728921	50	68.58
10	GMSTBA 2,5 HC/ 10-G-7,62	1728934	50	76.2
11	GMSTBA 2,5 HC/ 11-G-7,62	1728947	50	83.82
12	GMSTBA 2,5 HC/ 12-G-7,62	1728950	50	91.44

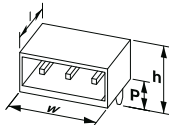


Technical data

Product Line	COMBICON Connectors M		
Connection system / type of contact	COMBICON MSTB 2,5 HC / Pin		
Locking	without		
Electrical parameters			
rated current / nominal cross section	[A] / [mm <sup>2</sup> ]	16 / 2.5	
Surge voltage category/degree of pollution		III/3	II / 2
Rated insulation voltage	[V]	500	630
Rated surge voltage	[kV]	6	6
General data			
Type of insulation material / insulation material group	PA / I		
Flammability rating in accordance with UL 94	V0		
Certification data			
Note	More detailed information on the approval data can be found on our website.		

PCB headers, Pitch: 7.62 mm

GMSTBA 2,5 HC/...-G-LR, Linear pinning



Dimensions	[mm]
Solder pin length [P]	3.2
Length [l]	12
Height [h]	11.8
Installed height	8.6



Ordering data

No. of pos.	Type	Item No.	Pcs./ Pkt.	Width w [mm]
2	GMSTBA 2,5 HC/ 2-G-7,62-LR	1812869	50	25.82
3	GMSTBA 2,5 HC/ 3-G-7,62-LR	1812872	50	33.44
4	GMSTBA 2,5 HC/ 4-G-7,62-LR	1812885	50	41.06
5	GMSTBA 2,5 HC/ 5-G-7,62-LR	1812898	50	48.68
6	GMSTBA 2,5 HC/ 6-G-7,62-LR	1812908	50	56.3
7	GMSTBA 2,5 HC/ 7-G-7,62-LR	1812911	50	63.92
8	GMSTBA 2,5 HC/ 8-G-7,62-LR	1812924	50	71.54
9	GMSTBA 2,5 HC/ 9-G-7,62-LR	1812937	50	79.16
10	GMSTBA 2,5 HC/ 10-G-7,62-LR	1812940	50	86.78
11	GMSTBA 2,5 HC/ 11-G-7,62-LR	1812953	50	94.4
12	GMSTBA 2,5 HC/ 12-G-7,62-LR	1812966	50	102.02



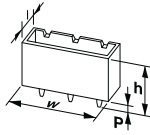
Technical data

Product Line	COMBICON Connectors M		
Connection system / type of contact	COMBICON MSTB 2,5 HC / Pin		
Locking	Lock & release threaded flange		
Electrical parameters			
rated current / nominal cross section	[A] / [mm <sup>2</sup> ]	16 / 2.5	
Surge voltage category/degree of pollution		III/3	II / 2
Rated insulation voltage	[V]	500	630
Rated surge voltage	[kV]	6	6
General data			
Type of insulation material / insulation material group	PA / I		
Flammability rating in accordance with UL 94	V0		
Certification data			
Note	More detailed information on the approval data can be found on our website.		

# COMBICON connectors M up to 2.5 mm<sup>2</sup> (14 AWG)

## PCB headers, Pitch: 7.62 mm

GMSTBVA 2,5 HC/...-G, Linear pinning



Dimensions	[mm]
Solder pin length [P]	3.9
Length [l]	8.6
Height [h]	15.9
Installed height	12



### Ordering data

No. of pos.	Type	Item No.	Pcs./ Pkt.	Width w [mm]
2	GMSTBVA 2,5 HC/ 2-G-7,62	1792397	50	15.24
3	GMSTBVA 2,5 HC/ 3-G-7,62	1767979	50	22.86
4	GMSTBVA 2,5 HC/ 4-G-7,62	1758179	50	30.48
5	GMSTBVA 2,5 HC/ 5-G-7,62	1773455	50	38.1
6	GMSTBVA 2,5 HC/ 6-G-7,62	1767050	50	45.72
7	GMSTBVA 2,5 HC/ 7-G-7,62	1792407	50	53.34
8	GMSTBVA 2,5 HC/ 8-G-7,62	1792410	50	60.96
9	GMSTBVA 2,5 HC/ 9-G-7,62	1792423	50	68.58
10	GMSTBVA 2,5 HC/10-G-7,62	1792436	50	76.2
11	GMSTBVA 2,5 HC/11-G-7,62	1792449	50	83.82
12	GMSTBVA 2,5 HC/12-G-7,62	1792452	50	91.44

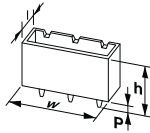


### Technical data

Product Line	COMBICON Connectors M		
Connection system / type of contact	COMBICON MSTB 2,5 HC / Pin		
Locking	without		
Electrical parameters			
rated current / nominal cross section	[A] / [mm <sup>2</sup> ]	16 / 2.5	
Surge voltage category/degree of pollution		III/3	II / 2
Rated insulation voltage	[V]	500	630
Rated surge voltage	[kV]	6	6
General data			
Type of insulation material / insulation material group	PA / I		
Flammability rating in accordance with UL 94	V0		
Certification data			
Note	More detailed information on the approval data can be found on our website.		

## PCB headers, Pitch: 7.62 mm

GMSTBVA 2,5 HC/...-G-LR, Linear pinning



Dimensions	[mm]
Solder pin length [P]	3.9
Length [l]	8.6
Height [h]	15.9
Installed height	12



### Ordering data

No. of pos.	Type	Item No.	Pcs./ Pkt.	Width w [mm]
2	GMSTBVA 2,5 HC/ 2-G-7,62-LR	1812979	50	25.82
3	GMSTBVA 2,5 HC/ 3-G-7,62-LR	1812982	50	33.44
4	GMSTBVA 2,5 HC/ 4-G-7,62-LR	1812995	50	41.06
5	GMSTBVA 2,5 HC/ 5-G-7,62-LR	1813004	50	48.68
6	GMSTBVA 2,5 HC/ 6-G-7,62-LR	1813017	50	56.3
7	GMSTBVA 2,5 HC/ 7-G-7,62-LR	1813020	50	63.92
8	GMSTBVA 2,5 HC/ 8-G-7,62-LR	1813033	50	71.54
9	GMSTBVA 2,5 HC/ 9-G-7,62-LR	1813046	50	79.16
10	GMSTBVA 2,5 HC/10-G-7,62-LR	1813059	50	86.78
11	GMSTBVA 2,5 HC/11-G-7,62-LR	1813062	50	94.4
12	GMSTBVA 2,5 HC/12-G-7,62-LR	1813075	50	102.02

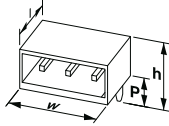


### Technical data

Product Line	COMBICON Connectors M		
Connection system / type of contact	COMBICON MSTB 2,5 HC / Pin		
Locking	Lock & release threaded flange		
Electrical parameters			
rated current / nominal cross section	[A] / [mm <sup>2</sup> ]	16 / 2.5	
Surge voltage category/degree of pollution		III/3	II / 2
Rated insulation voltage	[V]	400	630
Rated surge voltage	[kV]	6	6
General data			
Type of insulation material / insulation material group	PA / I		
Flammability rating in accordance with UL 94	V0		
Certification data			
Note	More detailed information on the approval data can be found on our website.		

PCB headers, Pitch: 7.62 mm

GIC 2,5 HC/...-G, Linear pinning



Dimensions	[mm]
Solder pin length [P]	3.5
Length [l]	19
Height [h]	13.7
Installed height	10.2



Ordering data

No. of pos.	Type	Item No.	Pcs./ Pkt.	Width w [mm]
2	GIC 2,5 HC/ 2-G-7,62	1745784	50	15.24
3	GIC 2,5 HC/ 3-G-7,62	1745797	50	22.86
4	GIC 2,5 HC/ 4-G-7,62	1745807	50	30.48
5	GIC 2,5 HC/ 5-G-7,62	1745810	50	38.1
6	GIC 2,5 HC/ 6-G-7,62	1745823	50	45.72
7	GIC 2,5 HC/ 7-G-7,62	1745836	50	53.34
8	GIC 2,5 HC/ 8-G-7,62	1745849	50	60.96
9	GIC 2,5 HC/ 9-G-7,62	1745852	50	68.58
10	GIC 2,5 HC/10-G-7,62	1745865	50	76.2
11	GIC 2,5 HC/11-G-7,62	1745878	50	83.82
12	GIC 2,5 HC/12-G-7,62	1745881	50	91.44

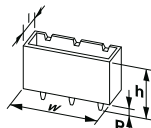


Technical data

Product Line	COMBICON Connectors M		
Connection system / type of contact	COMBICON MSTB 2,5 HC / Socket		
Locking	without		
Electrical parameters			
rated current / nominal cross section	[A] / [mm <sup>2</sup> ]	16 / 2.5	
Surge voltage category/degree of pollution		III/3	II / 2
Rated insulation voltage	[V]	630	1000
Rated surge voltage	[kV]	6	6
General data			
Type of insulation material / insulation material group	PA / I		
Flammability rating in accordance with UL 94	V0		
Certification data			
Note	More detailed information on the approval data can be found on our website.		

PCB headers, Pitch: 7.62 mm

GICV 2,5 HC/...-G, Linear pinning



Dimensions	[mm]
Solder pin length [P]	3.6
Length [l]	10.2
Height [h]	22.6
Installed height	19



Ordering data

No. of pos.	Type	Item No.	Pcs./ Pkt.	Width w [mm]
2	GICV 2,5 HC/ 2-G-7,62	1756485	50	15.24
3	GICV 2,5 HC/ 3-G-7,62	1756498	50	22.86
4	GICV 2,5 HC/ 4-G-7,62	1756508	50	30.48
5	GICV 2,5 HC/ 5-G-7,62	1756511	50	38.1
6	GICV 2,5 HC/ 6-G-7,62	1756524	50	45.72
7	GICV 2,5 HC/ 7-G-7,62	1756537	50	53.34
8	GICV 2,5 HC/ 8-G-7,62	1756540	50	60.96
9	GICV 2,5 HC/ 9-G-7,62	1756553	50	68.58
10	GICV 2,5 HC/10-G-7,62	1756566	50	76.2
11	GICV 2,5 HC/11-G-7,62	1756579	50	83.82
12	GICV 2,5 HC/12-G-7,62	1756582	50	91.44



Technical data

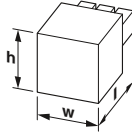
Product Line	COMBICON Connectors M		
Connection system / type of contact	COMBICON MSTB 2,5 HC / Socket		
Locking	without		
Electrical parameters			
rated current / nominal cross section	[A] / [mm <sup>2</sup> ]	16 / 2.5	
Surge voltage category/degree of pollution		III/3	II / 2
Rated insulation voltage	[V]	630	1000
Rated surge voltage	[kV]	6	6
General data			
Type of insulation material / insulation material group	PA / I		
Flammability rating in accordance with UL 94	V0		
Certification data			
Note	More detailed information on the approval data can be found on our website.		

## COMBICON connectors L up to 4 mm<sup>2</sup> (12 AWG)

### PCB connector, Push-in spring connection, Pitch: 6.35 mm

SPC 4/...-ST

new



Dimensions	[mm]
Length [l]	36.85
Height [h]	16.6

#### Ordering data

No. of pos.	Type	Item No.	Pcs./ Pkt.	Width w [mm]
2	SPC 4/ 2-ST-6,35	1232900	50	13.9
3	SPC 4/ 3-ST-6,35	1232901	50	20.25
4	SPC 4/ 4-ST-6,35	1232902	50	26.6
5	SPC 4/ 5-ST-6,35	1232903	50	32.95
6	SPC 4/ 6-ST-6,35	1232904	50	39.3
7	SPC 4/ 7-ST-6,35	1233102	50	45.65
8	SPC 4/ 8-ST-6,35	1233103	50	52
9	SPC 4/ 9-ST-6,35	1233104	50	58.35
10	SPC 4/10-ST-6,35	1233105	50	64.7
11	SPC 4/11-ST-6,35	1233106	50	71.05
12	SPC 4/12-ST-6,35	1233107	50	77.4



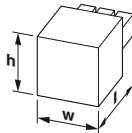
#### Technical data

Product Line	COMBICON Connectors L		
Connection system / type of contact	COMBICON PC 4 / Socket		
Locking	without		
Connection capacity			
rigid / flexible	[mm <sup>2</sup> ]	0.2 - 4 / 0.2 - 4	
Flexible with ferrules without plastic sleeve	[mm <sup>2</sup> ]	0.25 - 4	
Flexible with ferrules with plastic sleeve	[mm <sup>2</sup> ]	0.25 - 4	
Conductor cross section AWG/kcmil		24 - 10	
Stripping length	[mm]	10 - 12	
Electrical parameters			
rated current / nominal cross section	[A] / [mm <sup>2</sup> ]	24 / 4	
Surge voltage category/degree of pollution		III/3	III / 2
Rated insulation voltage	[V]	1000	1000
Rated surge voltage	[kV]	8	8
General data			
Type of insulation material / insulation material group	PA / I		
Flammability rating in accordance with UL 94	V0		
Note on the status of the technical data	These technical data are expected. Final tests to be done.		

### PCB connector, Push-in spring connection, Pitch: 6.35 mm

SPC 4/...-STL

new



Dimensions	[mm]
Length [l]	36.85
Height [h]	16.6

#### Ordering data

No. of pos.	Type	Item No.	Pcs./ Pkt.	Width w [mm]
3	SPC 4/ 3-STL2-6,35	1233108	1	20.25
4	SPC 4/ 4-STL2-6,35	1233109	1	26.6
5	SPC 4/ 5-STL3-6,35	1233110	1	32.95
6	SPC 4/ 6-STL3-6,35	1233111	1	39.3
7	SPC 4/ 7-STL4-6,35	1233112	1	45.65
8	SPC 4/ 8-STL4-6,35	1233113	1	52
9	SPC 4/ 9-STL5-6,35	1233114	1	58.35
10	SPC 4/10-STL5-6,35	1233115	1	64.7
11	SPC 4/11-STL6-6,35	1233116	1	71.05
12	SPC 4/12-STL6-6,35	1233117	1	77.4
13	SPC 4/13-STL7-6,35	1233118	1	83.75



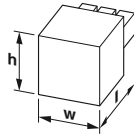
#### Technical data

Product Line	COMBICON Connectors L		
Connection system / type of contact	COMBICON PC 4 / Socket		
Locking	Self-locking flange		
Connection capacity			
rigid / flexible	[mm <sup>2</sup> ]	0.2 - 4 / 0.2 - 4	
Flexible with ferrules without plastic sleeve	[mm <sup>2</sup> ]	0.25 - 4	
Flexible with ferrules with plastic sleeve	[mm <sup>2</sup> ]	0.25 - 4	
Conductor cross section AWG/kcmil		24 - 10	
Stripping length	[mm]	10 - 12	
Electrical parameters			
rated current / nominal cross section	[A] / [mm <sup>2</sup> ]	24 / 4	
Surge voltage category/degree of pollution		III/3	III / 2
Rated insulation voltage	[V]	1000	1000
Rated surge voltage	[kV]	8	8
General data			
Type of insulation material / insulation material group	PA / I		
Flammability rating in accordance with UL 94	V0		
Note on the status of the technical data	These technical data are expected. Final tests to be done.		

PCB connector, Push-in spring connection, Pitch: 6.35 mm

SPC 4/...-STTL

new



Dimensions	[mm]
Length [l]	23.75
Height [h]	18.1

Ordering data

No. of pos.	Type	Item No.	Pcs./ Pkt.	Width w [mm]
2	SPC 4/ 2-STTL-6,35	1233119	1	13.9
3	SPC 4/ 3-STTL-6,35	1233120	1	20.25
4	SPC 4/ 4-STTL-6,35	1233121	1	26.6
5	SPC 4/ 5-STTL-6,35	1233122	1	32.95
6	SPC 4/ 6-STTL-6,35	1233124	1	39.3
7	SPC 4/ 7-STTL-6,35	1233125	1	45.65
8	SPC 4/ 8-STTL-6,35	1233126	1	52
9	SPC 4/ 9-STTL-6,35	1233127	1	58.35
10	SPC 4/10-STTL-6,35	1233128	1	64.7
11	SPC 4/11-STTL-6,35	1233129	1	71.05
12	SPC 4/12-STTL-6,35	1233130	1	77.4



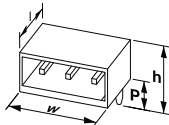
Technical data

Product Line	COMBICON Connectors L		
Connection system / type of contact	COMBICON PC 4 / Socket		
Locking	Self-locking flange		
Connection capacity			
rigid / flexible	[mm <sup>2</sup> ]	0.2 - 4 / 0.2 - 4	
Flexible with ferrules without plastic sleeve	[mm <sup>2</sup> ]	0.25 - 4	
Flexible with ferrules with plastic sleeve	[mm <sup>2</sup> ]	0.25 - 4	
Conductor cross section AWG/kcmil		24 - 10	
Stripping length	[mm]	10 - 12	
Electrical parameters			
rated current / nominal cross section	[A] / [mm <sup>2</sup> ]	24 / 4	
Surge voltage category/degree of pollution		III/3	III / 2
Rated insulation voltage	[V]	1000	1000
Rated surge voltage	[kV]	8	6
General data			
Type of insulation material / insulation material group	PA / I		
Flammability rating in accordance with UL 94	V0		
Note on the status of the technical data	These technical data are expected. Final tests to be done.		

PCB headers, Pitch: 6.35 mm

PC 4/...-G-THR, Zigzag pinning M


new



Dimensions	[mm]
Solder pin length [P]	2.6
Length [l]	25
Height [h]	12.8
Installed height	10.2

Ordering data

No. of pos.	Type	Item No.	Pcs./ Pkt.	Width w [mm]
2	PC 4/ 2-G-6,35 P26 THR	1234268	50	15.65
3	PC 4/ 3-G-6,35 P26 THR	1234269	50	22
4	PC 4/ 4-G-6,35 P26 THR	1234271	50	28.35
5	PC 4/ 5-G-6,35 P26 THR	1234272	50	34.7
6	PC 4/ 6-G-6,35 P26 THR	1234273	50	41.05
7	PC 4/ 7-G-6,35 P26 THR	1234275	50	47.4
8	PC 4/ 8-G-6,35 P26 THR	1234276	50	53.75
9	PC 4/ 9-G-6,35 P26 THR	1234277	50	60.1
10	PC 4/10-G-6,35 P26 THR	1234278	50	66.45
11	PC 4/11-G-6,35 P26 THR	1234279	50	72.8
12	PC 4/12-G-6,35 P26 THR	1234280	50	79.15
13	PC 4/13-G-6,35 P26 THR	1299249	50	85.5



Technical data

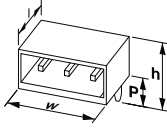
Product Line	COMBICON Connectors L		
Connection system / type of contact	COMBICON PC 4 / Pin		
Locking	-		
Electrical parameters			
rated current / nominal cross section	[A] / [mm <sup>2</sup> ]	24 / 4	
Surge voltage category/degree of pollution		III/3	III / 2
Rated insulation voltage	[V]	630	1000
Rated surge voltage	[kV]	6	6
General data			
Type of insulation material / insulation material group	LCP / IIIa		
Flammability rating in accordance with UL 94	V0		
Note on the status of the technical data	These technical data are expected. Final tests to be done.		

# COMBICON connectors L up to 4 mm<sup>2</sup> (12 AWG)

## PCB headers, Pitch: 6.35 mm

PC 4/...-GU-THR, Zigzag pinning W

new



Dimensions	[mm]
Solder pin length [P]	2.6
Length [l]	25
Height [h]	12.8
Installed height	10.2

### Ordering data

No. of pos.	Type	Item No.	Pcs./ Pkt.	Width w [mm]
2	PC 4/ 2-GU-6,35 P26 THR	1247564	50	15.65
3	PC 4/ 3-GU-6,35 P26 THR	1247565	50	22
4	PC 4/ 4-GU-6,35 P26 THR	1247566	50	28.35
5	PC 4/ 5-GU-6,35 P26 THR	1247567	50	34.7
6	PC 4/ 6-GU-6,35 P26 THR	1247568	50	41.05
7	PC 4/ 7-GU-6,35 P26 THR	1247569	50	47.4
8	PC 4/ 8-GU-6,35 P26 THR	1247570	50	53.75
9	PC 4/ 9-GU-6,35 P26 THR	1247571	50	60.1
10	PC 4/10-GU-6,35 P26 THR	1247573	50	66.45
11	PC 4/11-GU-6,35 P26 THR	1247574	50	72.8
12	PC 4/12-GU-6,35 P26 THR	1247577	50	79.15
13	PC 4/13-GU-6,35 P26 THR	1299283	50	85.5



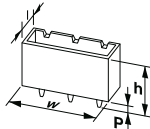
### Technical data

Product Line	COMBICON Connectors L		
Connection system / type of contact	COMBICON PC 4 / Pin		
Locking	-		
<b>Electrical parameters</b>			
rated current / nominal cross section	[A] / [mm <sup>2</sup> ]	24 / 4	
Surge voltage category/degree of pollution		III/3	II / 2
Rated insulation voltage	[V]	630	800 1000
Rated surge voltage	[kV]	6	6 6
<b>General data</b>			
Type of insulation material / insulation material group	LCP / IIIa		
Flammability rating in accordance with UL 94	V0		
Note on the status of the technical data	These technical data are expected. Final tests to be done.		

## PCB headers, Pitch: 6.35 mm

PCV 4/...-G-THR, Zigzag pinning W

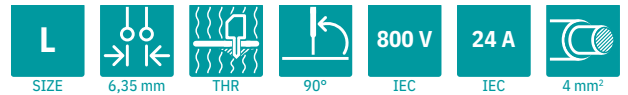
new



Dimensions	[mm]
Solder pin length [P]	2.6
Length [l]	10.2
Height [h]	27.6
Installed height	25

### Ordering data

No. of pos.	Type	Item No.	Pcs./ Pkt.	Width w [mm]
2	PCV 4/ 2-G-6,35 P26 THR	1271657	50	15.65
3	PCV 4/ 3-G-6,35 P26 THR	1271658	50	22
4	PCV 4/ 4-G-6,35 P26 THR	1271659	50	28.35
5	PCV 4/ 5-G-6,35 P26 THR	1271660	50	34.7
6	PCV 4/ 6-G-6,35 P26 THR	1271661	50	41.05
7	PCV 4/ 7-G-6,35 P26 THR	1271663	50	47.4
8	PCV 4/ 8-G-6,35 P26 THR	1271664	50	53.75
9	PCV 4/ 9-G-6,35 P26 THR	1271665	50	60.1
10	PCV 4/10-G-6,35 P26 THR	1271667	50	66.45
11	PCV 4/11-G-6,35 P26 THR	1271668	50	72.8
12	PCV 4/12-G-6,35 P26 THR	1271669	50	79.15
13	PCV 4/13-G-6,35 P26 THR	1299300	50	85.5

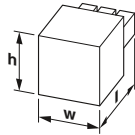


### Technical data

Product Line	COMBICON Connectors L		
Connection system / type of contact	COMBICON PC 4 / Pin		
Locking	-		
<b>Electrical parameters</b>			
rated current / nominal cross section	[A] / [mm <sup>2</sup> ]	24 / 4	
Surge voltage category/degree of pollution		III/3	II / 2
Rated insulation voltage	[V]	630	800 1000
Rated surge voltage	[kV]	6	6 6
<b>General data</b>			
Type of insulation material / insulation material group	LCP / IIIa		
Flammability rating in accordance with UL 94	V0		
Note on the status of the technical data	These technical data are expected. Final tests to be done.		

PCB connector, Screw connection with tension sleeve, Pitch: 7.62 mm

PC 4/...-ST



Dimensions	[mm]
Length [l]	30.7
Height [h]	18.1



Ordering data

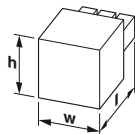
No. of pos.	Type	Item No.	Pcs./ Pkt.	Width w [mm]
2	PC 4/ 2-ST-7,62	1804904	50	15.22
3	PC 4/ 3-ST-7,62	1804917	50	22.84
4	PC 4/ 4-ST-7,62	1804920	50	30.46
5	PC 4/ 5-ST-7,62	1804933	50	38.08
6	PC 4/ 6-ST-7,62	1804946	50	45.7
7	PC 4/ 7-ST-7,62	1804959	50	53.32
8	PC 4/ 8-ST-7,62	1804962	50	60.94
9	PC 4/ 9-ST-7,62	1804975	50	68.56
10	PC 4/10-ST-7,62	1804988	50	76.18
11	PC 4/11-ST-7,62	1804991	50	83.8
12	PC 4/12-ST-7,62	1805000	50	91.42

Technical data

Product Line	COMBICON Connectors L		
Connection system / type of contact	COMBICON PC 4 / Socket		
Locking	without		
Connection capacity			
rigid / flexible	[mm <sup>2</sup> ]	0.2 - 4 / 0.2 - 4	
Flexible with ferrules without plastic sleeve	[mm <sup>2</sup> ]	0.25 - 4	
Flexible with ferrules with plastic sleeve	[mm <sup>2</sup> ]	0.25 - 4	
2 conductors with same cross section solid / stranded	[mm <sup>2</sup> ]	0.2 - 2.5 / 0.2 - 1.5	
2 conductors with same cross section, stranded, with ferrule without plastic sleeve	[mm <sup>2</sup> ]	0.25 - 1.5	
Conductor cross section AWG/kcmil		24 - 10	
Stripping length	[mm]	7	
Tightening torque	[Nm]	0.5 - 0.6 Nm	
Electrical parameters			
rated current / nominal cross section	[A] / [mm <sup>2</sup> ]	20 / 4	
Surge voltage category/degree of pollution		III/3	III / 2
Rated insulation voltage	[V]	400	630
Rated surge voltage	[kV]	6	6
General data			
Type of insulation material / insulation material group	PA / I		
Flammability rating in accordance with UL 94	V0		
Certification data			
Note	More detailed information on the approval data can be found on our website.		

PCB connector, Screw connection with tension sleeve, Pitch: 7.62 mm

PC 4/...-STF



Dimensions	[mm]
Length [l]	30.7
Height [h]	18.1



Ordering data

No. of pos.	Type	Item No.	Pcs./ Pkt.	Width w [mm]
2	PC 4/ 2-STF-7,62	1828249	50	30.46
3	PC 4/ 3-STF-7,62	1828252	50	38.08
4	PC 4/ 4-STF-7,62	1828265	50	45.7
5	PC 4/ 5-STF-7,62	1828278	50	53.32
6	PC 4/ 6-STF-7,62	1828281	50	60.94
7	PC 4/ 7-STF-7,62	1828294	50	68.56
8	PC 4/ 8-STF-7,62	1828304	50	76.18
9	PC 4/ 9-STF-7,62	1828317	50	83.8
10	PC 4/10-STF-7,62	1828320	50	91.42
11	PC 4/11-STF-7,62	1828333	50	99.04
12	PC 4/12-STF-7,62	1827583	50	106.66

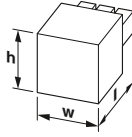
Technical data

Product Line	COMBICON Connectors L		
Connection system / type of contact	COMBICON PC 4 / Socket		
Locking	Screw flange		
Connection capacity			
rigid / flexible	[mm <sup>2</sup> ]	0.2 - 4 / 0.2 - 4	
Flexible with ferrules without plastic sleeve	[mm <sup>2</sup> ]	0.25 - 4	
Flexible with ferrules with plastic sleeve	[mm <sup>2</sup> ]	0.25 - 4	
2 conductors with same cross section solid / stranded	[mm <sup>2</sup> ]	0.2 - 2.5 / 0.2 - 1.5	
2 conductors with same cross section, stranded, with ferrule without plastic sleeve	[mm <sup>2</sup> ]	0.25 - 1.5	
Conductor cross section AWG/kcmil		24 - 10	
Stripping length	[mm]	7	
Tightening torque	[Nm]	0.5 - 0.6 Nm	
Electrical parameters			
rated current / nominal cross section	[A] / [mm <sup>2</sup> ]	20 / 4	
Surge voltage category/degree of pollution		III/3	III / 2
Rated insulation voltage	[V]	400	630
Rated surge voltage	[kV]	6	6
General data			
Type of insulation material / insulation material group	PA / I		
Flammability rating in accordance with UL 94	V0		
Certification data			
Note	More detailed information on the approval data can be found on our website.		

# COMBICON connectors L up to 4 mm<sup>2</sup> (12 AWG)

## PCB connector, Crimp connection, Pitch: 7.62 mm

PCC 4/...-ST



Dimensions	[mm]
Length [l]	28.7
Height [h]	17.2



### Ordering data

No. of pos.	Type	Item No.	Pcs./ Pkt.	Width w [mm]
2	PCC 4/ 2-ST-7,62	1840191	50	15.24
3	PCC 4/ 3-ST-7,62	1840188	50	22.81
4	PCC 4/ 4-ST-7,62	1840175	50	30.43
5	PCC 4/ 5-ST-7,62	1840162	50	38.05
6	PCC 4/ 6-ST-7,62	1840159	50	45.67
7	PCC 4/ 7-ST-7,62	1840146	50	53.29
8	PCC 4/ 8-ST-7,62	1840133	50	60.91
9	PCC 4/ 9-ST-7,62	1840120	50	68.53
10	PCC 4/10-ST-7,62	1840117	50	76.15
11	PCC 4/11-ST-7,62	1840104	50	83.77
12	PCC 4/12-ST-7,62	1840094	50	91.39

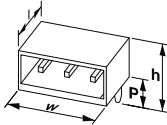


### Technical data

Product Line	COMBICON Connectors L		
Connection system / type of contact	COMBICON PC 4 / Socket		
Locking	without		
Connection capacity			
rigid / flexible	[mm <sup>2</sup> ]	- / 0.5 - 2.5	
Conductor cross section AWG/kcmil	20 - 14		
Stripping length	[mm]	-	
Electrical parameters			
rated current / nominal cross section	[A] / [mm <sup>2</sup> ]	20 / 4	
Surge voltage category/degree of pollution		III / 2	II / 2
Rated insulation voltage	[V]	400	1000
Rated surge voltage	[kV]	8	8
General data			
Type of insulation material / insulation material group	PA / I		
Flammability rating in accordance with UL 94	V0		
Certification data			
Note	More detailed information on the approval data can be found on our website.		

## PCB headers, Pitch: 7.62 mm

PC 4/...-G, Linear pinning



Dimensions	[mm]
Solder pin length [P]	5
Length [l]	29
Height [h]	19.25
Installed height	14.25



### Ordering data

No. of pos.	Type	Item No.	Pcs./ Pkt.	Width w [mm]
2	PC 4/ 2-G-7,62	1804797	50	15.22
3	PC 4/ 3-G-7,62	1804807	50	22.84
4	PC 4/ 4-G-7,62	1804810	50	30.46
5	PC 4/ 5-G-7,62	1804823	50	38.08
6	PC 4/ 6-G-7,62	1804836	50	45.7
7	PC 4/ 7-G-7,62	1804849	50	53.32
8	PC 4/ 8-G-7,62	1804852	50	60.94
9	PC 4/ 9-G-7,62	1804865	50	68.56



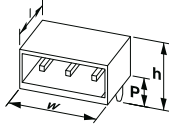
### Technical data

Product Line	COMBICON Connectors L		
Connection system / type of contact	COMBICON PC 4 / Pin		
Locking	without		
Electrical parameters			
rated current / nominal cross section	[A] / [mm <sup>2</sup> ]	20 / 4	
Surge voltage category/degree of pollution		III / 2	II / 2
Rated insulation voltage	[V]	400	630
Rated surge voltage	[kV]	6	6
General data			
Type of insulation material / insulation material group	PA / I		
Flammability rating in accordance with UL 94	V0		
Certification data			
Note	More detailed information on the approval data can be found on our website.		



PCB headers, Pitch: 7.62 mm

PC 4/...-G, Linear pinning



Dimensions	[mm]
Solder pin length [P]	5
Length [l]	29
Height [h]	19.25
Installed height	14.25



Ordering data

No. of pos.	Type	Item No.	Pcs./ Pkt.	Width w [mm]
10	PC 4/10-G-7,62	1804878	50	76.18
11	PC 4/11-G-7,62	1804881	50	83.8
12	PC 4/12-G-7,62	1804894	50	91.42

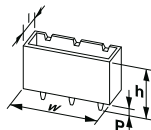


Technical data

Product Line	COMBICON Connectors L		
Connection system / type of contact	COMBICON PC 4 / Pin		
Locking	without		
Electrical parameters			
rated current / nominal cross section	[A] / [mm <sup>2</sup> ]	20 / 4	
Surge voltage category/degree of pollution		III/3	II / 2
Rated insulation voltage	[V]	400	630
Rated surge voltage	[kV]	6	6
General data			
Type of insulation material / insulation material group	PBT / IIIa		
Flammability rating in accordance with UL 94	V0		
Certification data			
Note	More detailed information on the approval data can be found on our website.		

PCB headers, Pitch: 7.62 mm

PCV 4/...-G, Linear pinning



Dimensions	[mm]
Solder pin length [P]	5
Length [l]	11
Height [h]	34
Installed height	29



Ordering data

No. of pos.	Type	Item No.	Pcs./ Pkt.	Width w [mm]
2	PCV 4/ 2-G-7,62	1804687	50	15.2
3	PCV 4/ 3-G-7,62	1804690	50	22.82
4	PCV 4/ 4-G-7,62	1804700	50	30.44
5	PCV 4/ 5-G-7,62	1804713	50	38.06
6	PCV 4/ 6-G-7,62	1804726	50	45.68
7	PCV 4/ 7-G-7,62	1804739	50	53.3
8	PCV 4/ 8-G-7,62	1804742	50	60.92
9	PCV 4/ 9-G-7,62	1804755	50	68.54



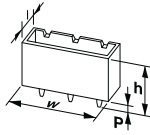
Technical data

Product Line	COMBICON Connectors L		
Connection system / type of contact	COMBICON PC 4 / Pin		
Locking	without		
Electrical parameters			
rated current / nominal cross section	[A] / [mm <sup>2</sup> ]	20 / 4	
Surge voltage category/degree of pollution		III/3	II / 2
Rated insulation voltage	[V]	400	630
Rated surge voltage	[kV]	6	6
General data			
Type of insulation material / insulation material group	PA / I		
Flammability rating in accordance with UL 94	V0		
Certification data			
Note	More detailed information on the approval data can be found on our website.		

# COMBICON connectors L up to 4 mm<sup>2</sup> (12 AWG)

## PCB headers, Pitch: 7.62 mm

PCV 4/...-G, Linear pinning



Dimensions	[mm]
Solder pin length [P]	5
Length [l]	14.25
Height [h]	34
Installed height	29



### Ordering data

No. of pos.	Type	Item No.	Pcs./ Pkt.	Width w [mm]
10	PCV 4/10-G-7,62	1804768	50	76.16
11	PCV 4/11-G-7,62	1804771	50	83.78
12	PCV 4/12-G-7,62	1804784	50	91.4

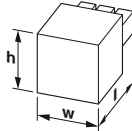


### Technical data

Product Line	COMBICON Connectors L		
Connection system / type of contact	COMBICON PC 4 / Pin		
Locking	without		
Electrical parameters			
rated current / nominal cross section	[A] / [mm <sup>2</sup> ]	20 / 4	
Surge voltage category/degree of pollution		III/3	III / 2
Rated insulation voltage	[V]	400	630
Rated surge voltage	[kV]	6	6
General data			
Type of insulation material / insulation material group	PBT / IIIa		
Flammability rating in accordance with UL 94	V0		
Certification data			
Note	More detailed information on the approval data can be found on our website.		

## Feed-through connector, Screw connection with tension sleeve, Pitch: 7.62 mm

DFK-PC 4/...-GF



Dimensions	[mm]
Length [l]	32
Height [h]	30.5



### Ordering data

No. of pos.	Type	Item No.	Pcs./ Pkt.	Width w [mm]
2	DFK-PC 4/ 2-GF-7,62	1840557	50	36.86
3	DFK-PC 4/ 3-GF-7,62	1840560	50	44.48
4	DFK-PC 4/ 4-GF-7,62	1840573	50	52.1
5	DFK-PC 4/ 5-GF-7,62	1840586	50	59.72
6	DFK-PC 4/ 6-GF-7,62	1840599	50	67.34
7	DFK-PC 4/ 7-GF-7,62	1840609	50	74.96
8	DFK-PC 4/ 8-GF-7,62	1840612	50	82.58
9	DFK-PC 4/ 9-GF-7,62	1840625	50	90.2
10	DFK-PC 4/10-GF-7,62	1840638	50	97.82
11	DFK-PC 4/11-GF-7,62	1840641	50	105.44
12	DFK-PC 4/12-GF-7,62	1840654	50	113.06

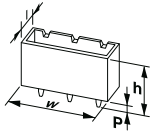


### Technical data

Product Line	COMBICON Connectors L		
Connection system / type of contact	COMBICON PC 4 / Pin		
Locking	Threaded flange		
Connection capacity			
rigid / flexible	[mm <sup>2</sup> ]	0.2 - 4 / 0.2 - 4	
Flexible with ferrules without plastic sleeve	[mm <sup>2</sup> ]	0.25 - 4	
Flexible with ferrules with plastic sleeve	[mm <sup>2</sup> ]	0.25 - 4	
2 conductors with same cross section solid / stranded	[mm <sup>2</sup> ]	0.2 - 2.5 / 0.2 - 2.5	
2 conductors with same cross section, stranded, with ferrule without plastic sleeve	[mm <sup>2</sup> ]	0.2 - 1.5	
Conductor cross section AWG/kcmil		24 - 10	
Stripping length	[mm]	- 7	
Tightening torque	[Nm]	0.5 - 0.6 Nm	
Electrical parameters			
rated current / nominal cross section	[A] / [mm <sup>2</sup> ]	20 / 4	
Surge voltage category/degree of pollution		III/3	III / 2
Rated insulation voltage	[V]	400	630
Rated surge voltage	[kV]	6	6
General data			
Type of insulation material / insulation material group	PA / I		
Flammability rating in accordance with UL 94	V0		
Certification data			
Note	More detailed information on the approval data can be found on our website.		

**Feed-through header, Spade connection, Pitch: 7.62 mm**

DFK-PC 4/...G-FS4,8



Dimensions	[mm]
Solder pin length [P]	-
Length [l]	37.35
Height [h]	14.3
Installed height	14.3



**Ordering data**

No. of pos.	Type	Item No.	Pcs./ Pkt.	Width w [mm]
2	DFK-PC 4/ 2-G-7,62-FS4,8	1861154	50	30.46
3	DFK-PC 4/ 3-G-7,62-FS4,8	1861167	50	38.08
4	DFK-PC 4/ 4-G-7,62-FS4,8	1861170	50	45.7
5	DFK-PC 4/ 5-G-7,62-FS4,8	1861183	50	53.32
6	DFK-PC 4/ 6-G-7,62-FS4,8	1861196	50	60.94
7	DFK-PC 4/ 7-G-7,62-FS4,8	1861206	50	68.56
8	DFK-PC 4/ 8-G-7,62-FS4,8	1861219	50	76.18
9	DFK-PC 4/ 9-G-7,62-FS4,8	1861222	50	83.8
10	DFK-PC 4/10-G-7,62-FS4,8	1861235	50	91.42
11	DFK-PC 4/11-G-7,62-FS4,8	1861248	50	99.04
12	DFK-PC 4/12-G-7,62-FS4,8	1861251	50	106.66

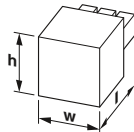
<b>L</b> SIZE	 7,62 mm	<b>400 V</b> IEC	<b>15 A</b> IEC	 4 mm <sup>2</sup>
------------------	-------------	---------------------	--------------------	-----------------------

**Technical data**

Product Line	COMBICON Connectors L		
Connection system / type of contact	COMBICON PC 4 / Pin		
Locking	without		
Electrical parameters			
rated current / nominal cross section	[A] / [mm <sup>2</sup> ]	15 / 4	
Surge voltage category/degree of pollution		III/3	III / 2
Rated insulation voltage	[V]	400	400
Rated surge voltage	[kV]	6	6
General data			
Type of insulation material / insulation material group	PA / I		
Flammability rating in accordance with UL 94	V2		
Certification data			
Note	More detailed information on the approval data can be found on our website.		

**DIN rail connector, Screw connection with tension sleeve, Pitch: 7.62 mm**

PCVK 4



Dimensions	[mm]
Length [l]	41.2
Height [h]	37



**Ordering data**

No. of pos.	Type	Item No.	Pcs./ Pkt.	Width w [mm]
1	PCVK 4-7.62	1849998	50	7.62
1	PCVK 4-7,62-F	1850000	50	7.62

<b>L</b> SIZE	 SLOT	 7,62 mm	 RAIL	 0°	 SCREW	<b>630 V</b> IEC	<b>20 A</b> IEC	 4 mm <sup>2</sup>
------------------	----------	-------------	----------	--------	-----------	---------------------	--------------------	-----------------------

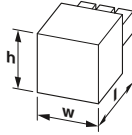
**Technical data**

Product Line	COMBICON Connectors L		
Connection system / type of contact	COMBICON PC 4 / Pin		
Locking	without		
Connection capacity			
rigid / flexible	[mm <sup>2</sup> ]	0.2 - 4 / 0.2 - 4	
Flexible with ferrules without plastic sleeve	[mm <sup>2</sup> ]	0.25 - 4	
Flexible with ferrules with plastic sleeve	[mm <sup>2</sup> ]	0.25 - 4	
2 conductors with same cross section solid / stranded	[mm <sup>2</sup> ]	0.25 - 2.5 / 0.25 - 2.5	
2 conductors with same cross section, stranded, with ferrule without plastic sleeve	[mm <sup>2</sup> ]	0.25 - 1.5	
Conductor cross section AWG/kcmil		24 - 12	
Stripping length	[mm]	- 10	
Tightening torque	[Nm]	0.5 - 0.6 Nm	
Electrical parameters			
rated current / nominal cross section	[A] / [mm <sup>2</sup> ]	20 / 4	
Surge voltage category/degree of pollution		III/3	III / 2
Rated insulation voltage	[V]	500	630
Rated surge voltage	[kV]	6	6
General data			
Type of insulation material / insulation material group	PA / I		
Flammability rating in accordance with UL 94	V0		
Certification data			
Note	More detailed information on the approval data can be found on our website.		

# COMBICON connectors L up to 6 mm<sup>2</sup> (10 AWG)

## PCB connector, Screw connection with tension sleeve, Pitch: 7.62 mm

PC 5/...-ST1



Dimensions	[mm]
Length [l]	35.25
Height [h]	19.7



### Ordering data

No. of pos.	Type	Item No.	Pcs./ Pkt.	Width w [mm]
2	PC 5/ 2-ST1-7,62	1777723	50	15.19
3	PC 5/ 3-ST1-7,62	1777736	50	22.81
4	PC 5/ 4-ST1-7,62	1777749	50	30.43
5	PC 5/ 5-ST1-7,62	1777752	50	38.05
6	PC 5/ 6-ST1-7,62	1777765	50	45.67
7	PC 5/ 7-ST1-7,62	1777778	50	53.29
8	PC 5/ 8-ST1-7,62	1777781	50	60.91
9	PC 5/ 9-ST1-7,62	1777794	50	68.53
10	PC 5/10-ST1-7,62	1777804	50	76.15
11	PC 5/11-ST1-7,62	1777817	50	83.77
12	PC 5/12-ST1-7,62	1777820	50	91.39

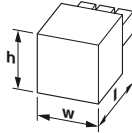


### Technical data

Product Line	COMBICON Connectors L		
Connection system / type of contact	COMBICON PC 5 / Socket		
Locking	without		
Connection capacity			
rigid / flexible	[mm <sup>2</sup> ]	0.2 - 10 / 0.2 - 6	
Flexible with ferrules without plastic sleeve	[mm <sup>2</sup> ]	0.25 - 6	
Flexible with ferrules with plastic sleeve	[mm <sup>2</sup> ]	0.25 - 4	
2 conductors with same cross section solid / stranded	[mm <sup>2</sup> ]	0.2 - 2.5 / 0.2 - 4	
2 conductors with same cross section, stranded, with ferrule without plastic sleeve	[mm <sup>2</sup> ]	0.25 - 1.5	
Conductor cross section AWG/kcmil		24 - 10	
Stripping length	[mm]	10	
Tightening torque	[Nm]	0.5 - 0.8 Nm	
Electrical parameters			
rated current / nominal cross section	[A] / [mm <sup>2</sup> ]	41 / 6	
Surge voltage category/degree of pollution		III / 3	III / 2
Rated insulation voltage	[V]	1000	1000
Rated surge voltage	[kV]	8	8
General data			
Type of insulation material / insulation material group		PA / I	
Flammability rating in accordance with UL 94		V0	
Certification data			
Note	More detailed information on the approval data can be found on our website.		

## PCB connector, Screw connection with tension sleeve, Pitch: 7.62 mm

PC 5/...-STF1



Dimensions	[mm]
Length [l]	35.5
Height [h]	19.7



### Ordering data

No. of pos.	Type	Item No.	Pcs./ Pkt.	Width w [mm]
2	PC 5/ 2-STF1-7,62	1777833	50	30.47
3	PC 5/ 3-STF1-7,62	1777846	50	38.09
4	PC 5/ 4-STF1-7,62	1777859	50	45.71
5	PC 5/ 5-STF1-7,62	1777862	50	53.33
6	PC 5/ 6-STF1-7,62	1777875	50	60.95
7	PC 5/ 7-STF1-7,62	1777888	50	68.57
8	PC 5/ 8-STF1-7,62	1777891	50	76.19
9	PC 5/ 9-STF1-7,62	1777901	50	83.81
10	PC 5/10-STF1-7,62	1777914	50	91.43
11	PC 5/11-STF1-7,62	1777927	50	99.05
12	PC 5/12-STF1-7,62	1777930	50	106.67

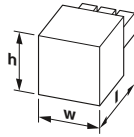


### Technical data

Product Line	COMBICON Connectors L		
Connection system / type of contact	COMBICON PC 5 / Socket		
Locking	Screw flange		
Connection capacity			
rigid / flexible	[mm <sup>2</sup> ]	0.2 - 10 / 0.2 - 6	
Flexible with ferrules without plastic sleeve	[mm <sup>2</sup> ]	0.25 - 6	
Flexible with ferrules with plastic sleeve	[mm <sup>2</sup> ]	0.25 - 4	
2 conductors with same cross section solid / stranded	[mm <sup>2</sup> ]	0.2 - 2.5 / 0.2 - 4	
2 conductors with same cross section, stranded, with ferrule without plastic sleeve	[mm <sup>2</sup> ]	0.25 - 1.5	
Conductor cross section AWG/kcmil		24 - 10	
Stripping length	[mm]	10	
Tightening torque	[Nm]	0.5 - 0.8 Nm	
Electrical parameters			
rated current / nominal cross section	[A] / [mm <sup>2</sup> ]	41 / 6	
Surge voltage category/degree of pollution		III / 3	III / 2
Rated insulation voltage	[V]	1000	1000
Rated surge voltage	[kV]	8	8
General data			
Type of insulation material / insulation material group		PA / I	
Flammability rating in accordance with UL 94		V0	
Certification data			
Note	More detailed information on the approval data can be found on our website.		

PCB connector, Screw connection with tension sleeve, Pitch: 7.62 mm

PC 5/...STF1-SH



Dimensions	[mm]
Length [l]	77.75
Height [h]	22.9



Ordering data

No. of pos.	Type	Item No.	Pcs./ Pkt.	Width w [mm]
2	PC 5/ 2-STF-SH1-7,62	1778175	50	15.24
3	PC 5/ 3-STF-SH1-7,62	1778188	50	30.46
4	PC 5/ 4-STF-SH1-7,62	1778191	50	38.08
7	PC 5/ 7-STF-SH1-7,62	1778201	50	60.94

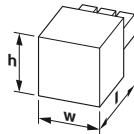


Technical data

Product Line	COMBICON Connectors L		
Connection system / type of contact	COMBICON PC 5 / Socket		
Locking	Screw flange		
Connection capacity			
rigid / flexible	[mm <sup>2</sup> ]	0.2 - 10 / 0.2 - 6	
Flexible with ferrules without plastic sleeve	[mm <sup>2</sup> ]	0.25 - 6	
Flexible with ferrules with plastic sleeve	[mm <sup>2</sup> ]	0.25 - 4	
2 conductors with same cross section solid / stranded	[mm <sup>2</sup> ]	0.2 - 2.5 / 0.2 - 4	
2 conductors with same cross section, stranded, with ferrule without plastic sleeve	[mm <sup>2</sup> ]	0.25 - 1.5	
Conductor cross section AWG/kcmil		24 - 10	
Stripping length	[mm]	10	
Tightening torque	[Nm]	0.5 - 0.8 Nm	
Electrical parameters			
rated current / nominal cross section	[A] / [mm <sup>2</sup> ]	41 / 6	
Surge voltage category/degree of pollution		III/3	III / 2
Rated insulation voltage	[V]	1000	1000
Rated surge voltage	[kV]	8	8
General data			
Type of insulation material / insulation material group	PA / I		
Flammability rating in accordance with UL 94	V0		
Certification data			
Note	More detailed information on the approval data can be found on our website.		

PCB connector, Screw connection with tension sleeve, Pitch: 7.62 mm

PC 5/...STCL1



Dimensions	[mm]
Length [l]	35.3
Height [h]	19.7



Ordering data

No. of pos.	Type	Item No.	Pcs./ Pkt.	Width w [mm]
2	PC 5/ 2-STCL1-7,62	1778065	50	23.39
3	PC 5/ 3-STCL1-7,62	1778078	50	31.01
4	PC 5/ 4-STCL1-7,62	1778081	50	38.63
5	PC 5/ 5-STCL1-7,62	1778094	50	46.25
6	PC 5/ 6-STCL1-7,62	1778104	50	53.87
7	PC 5/ 7-STCL1-7,62	1778117	50	61.49
8	PC 5/ 8-STCL1-7,62	1778120	50	69.11
9	PC 5/ 9-STCL1-7,62	1778133	50	76.73
10	PC 5/10-STCL1-7,62	1778146	50	84.35
11	PC 5/11-STCL1-7,62	1778159	50	91.97
12	PC 5/12-STCL1-7,62	1778162	50	99.59



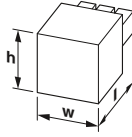
Technical data

Product Line	COMBICON Connectors L		
Connection system / type of contact	COMBICON PC 5 / Socket		
Locking	Click & Lock latching slide		
Connection capacity			
rigid / flexible	[mm <sup>2</sup> ]	0.2 - 10 / 0.2 - 6	
Flexible with ferrules without plastic sleeve	[mm <sup>2</sup> ]	0.25 - 6	
Flexible with ferrules with plastic sleeve	[mm <sup>2</sup> ]	0.25 - 4	
2 conductors with same cross section solid / stranded	[mm <sup>2</sup> ]	0.2 - 2.5 / 0.2 - 4	
2 conductors with same cross section, stranded, with ferrule without plastic sleeve	[mm <sup>2</sup> ]	0.25 - 1.5	
Conductor cross section AWG/kcmil		24 - 10	
Stripping length	[mm]	10	
Tightening torque	[Nm]	0.5 - 0.8 Nm	
Electrical parameters			
rated current / nominal cross section	[A] / [mm <sup>2</sup> ]	41 / 6	
Surge voltage category/degree of pollution		III/3	III / 2
Rated insulation voltage	[V]	1000	1000
Rated surge voltage	[kV]	8	8
General data			
Type of insulation material / insulation material group	PA / I		
Flammability rating in accordance with UL 94	V0		
Certification data			
Note	More detailed information on the approval data can be found on our website.		

# COMBICON connectors L up to 6 mm<sup>2</sup> (10 AWG)

## PCB connector, Screw connection with tension sleeve, Pitch: 7.62 mm

IPC 5/...-ST



Dimensions	[mm]
Length [l]	36.55
Height [h]	22.9



### Ordering data

No. of pos.	Type	Item No.	Pcs./ Pkt.	Width w [mm]
2	IPC 5/ 2-ST-7,62	1709047	50	15.24
3	IPC 5/ 3-ST-7,62	1709050	50	22.86
4	IPC 5/ 4-ST-7,62	1709063	50	30.48
5	IPC 5/ 5-ST-7,62	1709076	50	38.1
6	IPC 5/ 6-ST-7,62	1709089	50	45.72
7	IPC 5/ 7-ST-7,62	1709092	50	53.34
8	IPC 5/ 8-ST-7,62	1709102	50	60.96
9	IPC 5/ 9-ST-7,62	1709115	50	68.58
10	IPC 5/10-ST-7,62	1709128	50	76.2
11	IPC 5/11-ST-7,62	1709131	50	83.82
12	IPC 5/12-ST-7,62	1709144	50	91.44

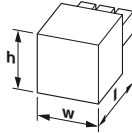


### Technical data

Product Line	COMBICON Connectors L		
Connection system / type of contact	COMBICON PC 5 / Pin		
Locking	without		
Connection capacity			
rigid / flexible	[mm <sup>2</sup> ]	0.2 - 10 / 0.2 - 6	
Flexible with ferrules without plastic sleeve	[mm <sup>2</sup> ]	0.25 - 6	
Flexible with ferrules with plastic sleeve	[mm <sup>2</sup> ]	0.25 - 4	
2 conductors with same cross section solid / stranded	[mm <sup>2</sup> ]	0.2 - 2.5 / 0.2 - 4	
2 conductors with same cross section, stranded, with ferrule without plastic sleeve	[mm <sup>2</sup> ]	0.25 - 1.5	
Conductor cross section AWG/kcmil		24 - 10	
Stripping length	[mm]	10	
Tightening torque	[Nm]	0.7 - 0.8 Nm	
Electrical parameters			
rated current / nominal cross section	[A] / [mm <sup>2</sup> ]	41 / 6	
Surge voltage category/degree of pollution		III/3	III / 2
Rated insulation voltage	[V]	1000	1000
Rated surge voltage	[kV]	8	6
General data			
Type of insulation material / insulation material group	PA / I		
Flammability rating in accordance with UL 94	V0		
Certification data			
Note	More detailed information on the approval data can be found on our website.		

## PCB connector, Screw connection with tension sleeve, Pitch: 7.62 mm

IPC 5/...-STF



Dimensions	[mm]
Length [l]	36.55
Height [h]	22.9



### Ordering data

No. of pos.	Type	Item No.	Pcs./ Pkt.	Width w [mm]
2	IPC 5/ 2-STF-7,62	1709157	50	15.24
3	IPC 5/ 3-STF-7,62	1709160	50	22.86
4	IPC 5/ 4-STF-7,62	1709173	50	30.48
5	IPC 5/ 5-STF-7,62	1709186	50	38.1
6	IPC 5/ 6-STF-7,62	1709199	50	45.72
7	IPC 5/ 7-STF-7,62	1709209	50	53.34
8	IPC 5/ 8-STF-7,62	1709212	50	60.96
9	IPC 5/ 9-STF-7,62	1709225	50	68.58
10	IPC 5/10-STF-7,62	1709238	50	76.2
11	IPC 5/11-STF-7,62	1709241	50	83.82
12	IPC 5/12-STF-7,62	1709254	50	91.44

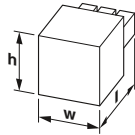


### Technical data

Product Line	COMBICON Connectors L		
Connection system / type of contact	COMBICON PC 5 / Pin		
Locking	Screw flange		
Connection capacity			
rigid / flexible	[mm <sup>2</sup> ]	0.2 - 10 / 0.2 - 6	
Flexible with ferrules without plastic sleeve	[mm <sup>2</sup> ]	0.25 - 6	
Flexible with ferrules with plastic sleeve	[mm <sup>2</sup> ]	0.25 - 4	
2 conductors with same cross section solid / stranded	[mm <sup>2</sup> ]	0.2 - 2.5 / 0.2 - 4	
2 conductors with same cross section, stranded, with ferrule without plastic sleeve	[mm <sup>2</sup> ]	0.25 - 1.5	
Conductor cross section AWG/kcmil		24 - 10	
Stripping length	[mm]	10	
Tightening torque	[Nm]	0.7 - 0.8 Nm	
Electrical parameters			
rated current / nominal cross section	[A] / [mm <sup>2</sup> ]	41 / 6	
Surge voltage category/degree of pollution		III/3	III / 2
Rated insulation voltage	[V]	1000	1000
Rated surge voltage	[kV]	8	6
General data			
Type of insulation material / insulation material group	PA / I		
Flammability rating in accordance with UL 94	V0		
Certification data			
Note	More detailed information on the approval data can be found on our website.		

PCB connector, Screw connection with tension sleeve, Pitch: 7.62 mm

IPC 5/...-STGCL



Dimensions	[mm]
Length [l]	36.55
Height [h]	22.9



Ordering data

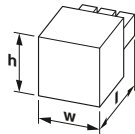
No. of pos.	Type	Item No.	Pcs./ Pkt.	Width w [mm]
2	IPC 5/ 2-STGCL-7,62	1718261	50	18.04
3	IPC 5/ 3-STGCL-7,62	1718274	50	25.66
4	IPC 5/ 4-STGCL-7,62	1718287	50	33.28
5	IPC 5/ 5-STGCL-7,62	1718290	50	40.9
6	IPC 5/ 6-STGCL-7,62	1718300	50	48.52
7	IPC 5/ 7-STGCL-7,62	1718313	50	56.14
8	IPC 5/ 8-STGCL-7,62	1718326	50	63.76
9	IPC 5/ 9-STGCL-7,62	1718339	50	71.36
10	IPC 5/10-STGCL-7,62	1718342	50	79
11	IPC 5/11-STGCL-7,62	1718355	50	86.62
12	IPC 5/12-STGCL-7,62	1718368	50	94.24

Technical data

Product Line	COMBICON Connectors L		
Connection system / type of contact	COMBICON PC 5 / Pin		
Locking	Click & Lock latching window		
Connection capacity			
rigid / flexible	[mm <sup>2</sup> ]	0.2 - 10 / 0.2 - 6	
Flexible with ferrules without plastic sleeve	[mm <sup>2</sup> ]	0.25 - 6	
Flexible with ferrules with plastic sleeve	[mm <sup>2</sup> ]	0.25 - 4	
2 conductors with same cross section solid / stranded	[mm <sup>2</sup> ]	0.2 - 2.5 / 0.2 - 4	
2 conductors with same cross section, stranded, with ferrule without plastic sleeve	[mm <sup>2</sup> ]	0.25 - 1.5	
Conductor cross section AWG/kcmil		24 - 10	
Stripping length	[mm]	10	
Tightening torque	[Nm]	0.7 - 0.8 Nm	
Electrical parameters			
rated current / nominal cross section	[A] / [mm <sup>2</sup> ]	41 / 6	
Surge voltage category/degree of pollution		III/3	III / 2
Rated insulation voltage	[V]	1000	1000
Rated surge voltage	[kV]	8	8
General data			
Type of insulation material / insulation material group	PA / I		
Flammability rating in accordance with UL 94	V0		
Certification data			
Note	More detailed information on the approval data can be found on our website.		

PCB connector, Screw connection with tension sleeve, Pitch: 7.62 mm

IPC 5/...-STF-SH



Dimensions	[mm]
Length [l]	64
Height [h]	22.9



Ordering data

No. of pos.	Type	Item No.	Pcs./ Pkt.	Width w [mm]
4	IPC 5/ 4-STF-SH-7,62	1709380	50	45.7

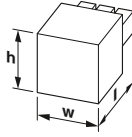
Technical data

Product Line	COMBICON Connectors L		
Connection system / type of contact	COMBICON PC 5 / Pin		
Locking	Screw flange		
Connection capacity			
rigid / flexible	[mm <sup>2</sup> ]	0.2 - 10 / 0.2 - 6	
Flexible with ferrules without plastic sleeve	[mm <sup>2</sup> ]	0.25 - 6	
Flexible with ferrules with plastic sleeve	[mm <sup>2</sup> ]	0.25 - 4	
2 conductors with same cross section solid / stranded	[mm <sup>2</sup> ]	0.2 - 2.5 / 0.2 - 4	
2 conductors with same cross section, stranded, with ferrule without plastic sleeve	[mm <sup>2</sup> ]	0.25 - 1.5	
Conductor cross section AWG/kcmil		24 - 10	
Stripping length	[mm]	10	
Tightening torque	[Nm]	0.7 - 0.8 Nm	
Electrical parameters			
rated current / nominal cross section	[A] / [mm <sup>2</sup> ]	41 / 6	
Surge voltage category/degree of pollution		III/3	III / 2
Rated insulation voltage	[V]	1000	1000
Rated surge voltage	[kV]	8	8
General data			
Type of insulation material / insulation material group	PA / I		
Flammability rating in accordance with UL 94	V0		
Certification data			
Note	More detailed information on the approval data can be found on our website.		

# COMBICON connectors L up to 6 mm<sup>2</sup> (10 AWG)

## PCB connector, Screw connection with tension sleeve, Pitch: 7.62 mm

IPC 5/...-STGF-SH



Dimensions	[mm]
Length [l]	64
Height [h]	22.9



### Ordering data

No. of pos.	Type	Item No.	Pcs./ Pkt.	Width w [mm]
4	IPC 5/ 4-STGF-SH-7,62	1709377	50	45.7

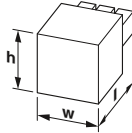


### Technical data

Product Line	COMBICON Connectors L		
Connection system / type of contact	COMBICON PC 5 / Pin		
Locking	Threaded flange		
Connection capacity			
rigid / flexible	[mm <sup>2</sup> ]	0.2 - 10 / 0.2 - 6	
Flexible with ferrules without plastic sleeve	[mm <sup>2</sup> ]	0.25 - 6	
Flexible with ferrules with plastic sleeve	[mm <sup>2</sup> ]	0.25 - 4	
2 conductors with same cross section solid / stranded	[mm <sup>2</sup> ]	0.2 - 2.5 / 0.2 - 4	
2 conductors with same cross section, stranded, with ferrule without plastic sleeve	[mm <sup>2</sup> ]	0.25 - 1.5	
Conductor cross section AWG/kcmil		24 - 10	
Stripping length	[mm]	10	
Tightening torque	[Nm]	0.7 - 0.8 Nm	
Electrical parameters			
rated current / nominal cross section	[A] / [mm <sup>2</sup> ]	41 / 6	
Surge voltage category/degree of pollution		III/3	III / 2
Rated insulation voltage	[V]	1000	1000
Rated surge voltage	[kV]	8	8
General data			
Type of insulation material / insulation material group	PA / I		
Flammability rating in accordance with UL 94	V0		
Certification data			
Note	More detailed information on the approval data can be found on our website.		

## PCB connector, Push-in spring connection, Pitch: 7.62 mm

SPC 5/...-ST



Dimensions	[mm]
Length [l]	38.5
Height [h]	19.8



### Ordering data

No. of pos.	Type	Item No.	Pcs./ Pkt.	Width w [mm]
2	SPC 5/ 2-ST-7,62	1996016	50	15.24
3	SPC 5/ 3-ST-7,62	1996029	50	22.86
4	SPC 5/ 4-ST-7,62	1996032	50	30.48
5	SPC 5/ 5-ST-7,62	1996045	50	38.1
6	SPC 5/ 6-ST-7,62	1996058	50	45.72
7	SPC 5/ 7-ST-7,62	1996061	50	53.34
8	SPC 5/ 8-ST-7,62	1996074	50	60.96
9	SPC 5/ 9-ST-7,62	1996087	50	68.58
10	SPC 5/10-ST-7,62	1996090	50	76.2
11	SPC 5/11-ST-7,62	1996100	50	83.82
12	SPC 5/12-ST-7,62	1996113	50	91.44



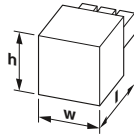
### Technical data

Product Line	COMBICON Connectors L		
Connection system / type of contact	COMBICON PC 5 / Socket		
Locking	without		
Connection capacity			
rigid / flexible	[mm <sup>2</sup> ]	0.2 - 10 / 0.2 - 6	
Flexible with ferrules without plastic sleeve	[mm <sup>2</sup> ]	0.25 - 6	
Flexible with ferrules with plastic sleeve	[mm <sup>2</sup> ]	0.25 - 4	
Conductor cross section AWG/kcmil		24 - 8	
Stripping length	[mm]	15	
Electrical parameters			
rated current / nominal cross section	[A] / [mm <sup>2</sup> ]	41 / 6	
Surge voltage category/degree of pollution		III/3	III / 2
Rated insulation voltage	[V]	1000	1000
Rated surge voltage	[kV]	8	8
General data			
Type of insulation material / insulation material group	PA / I		
Flammability rating in accordance with UL 94	V0		
Certification data			
Note	More detailed information on the approval data can be found on our website.		



PCB connector, Push-in spring connection, Pitch: 7.62 mm

SPC 5/...-STF



Dimensions	[mm]
Length [l]	38.5
Height [h]	19.8



Ordering data

No. of pos.	Type	Item No.	Pcs./ Pkt.	Width w [mm]
2	SPC 5/ 2-STF-7,62	1996126	50	30.46
3	SPC 5/ 3-STF-7,62	1996139	50	38.08
4	SPC 5/ 4-STF-7,62	1996142	50	45.7
5	SPC 5/ 5-STF-7,62	1996155	50	53.32
6	SPC 5/ 6-STF-7,62	1996168	50	60.94
7	SPC 5/ 7-STF-7,62	1996171	50	68.56
8	SPC 5/ 8-STF-7,62	1996184	50	76.18
9	SPC 5/ 9-STF-7,62	1996197	50	83.8
10	SPC 5/10-STF-7,62	1996207	50	91.42
11	SPC 5/11-STF-7,62	1996210	50	99.04
12	SPC 5/12-STF-7,62	1996223	50	106.66

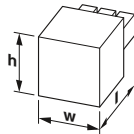


Technical data

Product Line	COMBICON Connectors L		
Connection system / type of contact	COMBICON PC 5 / Socket		
Locking	Screw flange		
Connection capacity			
rigid / flexible	[mm <sup>2</sup> ]	0.2 - 10 / 0.2 - 6	
Flexible with ferrules without plastic sleeve	[mm <sup>2</sup> ]	0.25 - 6	
Flexible with ferrules with plastic sleeve	[mm <sup>2</sup> ]	0.25 - 4	
Conductor cross section AWG/kcmil		24 - 8	
Stripping length	[mm]	15	
Electrical parameters			
rated current / nominal cross section	[A] / [mm <sup>2</sup> ]	41 / 6	
Surge voltage category/degree of pollution		III/3	III / 2
Rated insulation voltage	[V]	1000	1000
Rated surge voltage	[kV]	8	6
General data			
Type of insulation material / insulation material group	PA / I		
Flammability rating in accordance with UL 94	V0		
Certification data			
Note	More detailed information on the approval data can be found on our website.		

PCB connector, Push-in spring connection, Pitch: 7.62 mm

SPC 5/...-STCL



Dimensions	[mm]
Length [l]	38.45
Height [h]	19.8



Ordering data

No. of pos.	Type	Item No.	Pcs./ Pkt.	Width w [mm]
2	SPC 5/ 2-STCL-7,62	1718481	50	23.24
3	SPC 5/ 3-STCL-7,62	1718494	50	30.86
4	SPC 5/ 4-STCL-7,62	1718504	50	38.48
5	SPC 5/ 5-STCL-7,62	1718517	50	46.1
6	SPC 5/ 6-STCL-7,62	1718520	50	53.72
7	SPC 5/ 7-STCL-7,62	1718533	50	61.34
8	SPC 5/ 8-STCL-7,62	1718546	50	68.96
9	SPC 5/ 9-STCL-7,62	1718559	50	76.58
10	SPC 5/10-STCL-7,62	1718562	50	84.2
11	SPC 5/11-STCL-7,62	1718575	50	91.82
12	SPC 5/12-STCL-7,62	1718588	50	99.44



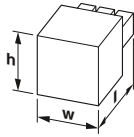
Technical data

Product Line	COMBICON Connectors L		
Connection system / type of contact	COMBICON PC 5 / Socket		
Locking	Click & Lock latching slide		
Connection capacity			
rigid / flexible	[mm <sup>2</sup> ]	0.2 - 10 / 0.2 - 6	
Flexible with ferrules without plastic sleeve	[mm <sup>2</sup> ]	0.25 - 6	
Flexible with ferrules with plastic sleeve	[mm <sup>2</sup> ]	0.25 - 4	
Conductor cross section AWG/kcmil		24 - 8	
Stripping length	[mm]	15	
Electrical parameters			
rated current / nominal cross section	[A] / [mm <sup>2</sup> ]	41 / 6	
Surge voltage category/degree of pollution		III/3	III / 2
Rated insulation voltage	[V]	1000	1000
Rated surge voltage	[kV]	8	6
General data			
Type of insulation material / insulation material group	PA / I		
Flammability rating in accordance with UL 94	V0		
Certification data			
Note	More detailed information on the approval data can be found on our website.		

## COMBICON connectors L up to 6 mm<sup>2</sup> (10 AWG)

### PCB connector, Push-in spring connection, Pitch: 7.62 mm

SPC 5/...-STF-SH



Dimensions	[mm]
Length [l]	78.7
Height [h]	21.4

UL US

#### Ordering data

No. of pos.	Type	Item No.	Pcs./ Pkt.	Width w [mm]
4	SPC 5/ 4-STF-SH-7.62	1704071	50	30.46

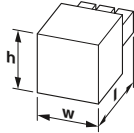


#### Technical data

Product Line	COMBICON Connectors L		
Connection system / type of contact	COMBICON PC 5 / Socket		
Locking	Screw flange		
Connection capacity			
rigid / flexible	[mm <sup>2</sup> ]	0.2 - 10 / 0.2 - 6	
Flexible with ferrules without plastic sleeve	[mm <sup>2</sup> ]	0.25 - 6	
Flexible with ferrules with plastic sleeve	[mm <sup>2</sup> ]	0.25 - 4	
Conductor cross section AWG/kcmil		24 - 8	
Stripping length	[mm]	15	
Electrical parameters			
rated current / nominal cross section	[A] / [mm <sup>2</sup> ]	41 / 6	
Surge voltage category/degree of pollution		III/3	III / 2
Rated insulation voltage	[V]	1000	1000
Rated surge voltage	[kV]	8	8
General data			
Type of insulation material / insulation material group	PA / I		
Flammability rating in accordance with UL 94	V0		
Certification data			
Note	More detailed information on the approval data can be found on our website.		

### PCB connector, Push-in spring connection, Pitch: 7.62 mm

TSPC 5/...-ST



Dimensions	[mm]
Length [l]	41.45
Height [h]	35.05

UL US

#### Ordering data

No. of pos.	Type	Item No.	Pcs./ Pkt.	Width w [mm]
2	TSPC 5/ 2-ST-7.62	1728455	50	15.24
3	TSPC 5/ 3-ST-7.62	1728468	50	22.86
4	TSPC 5/ 4-ST-7.62	1728471	50	30.48
5	TSPC 5/ 5-ST-7.62	1728484	50	38.1
6	TSPC 5/ 6-ST-7.62	1728497	25	45.72
7	TSPC 5/ 7-ST-7.62	1728507	25	53.34
8	TSPC 5/ 8-ST-7.62	1728510	25	60.96
9	TSPC 5/ 9-ST-7.62	1728523	25	68.58
10	TSPC 5/10-ST-7.62	1728536	25	76.2
11	TSPC 5/11-ST-7.62	1728549	25	83.82
12	TSPC 5/12-ST-7.62	1728552	25	91.44

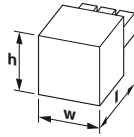


#### Technical data

Product Line	COMBICON Connectors L		
Connection system / type of contact	COMBICON PC 5 / Socket		
Locking	without		
Connection capacity			
rigid / flexible	[mm <sup>2</sup> ]	0.2 - 10 / 0.2 - 6	
Flexible with ferrules without plastic sleeve	[mm <sup>2</sup> ]	0.25 - 6	
Flexible with ferrules with plastic sleeve	[mm <sup>2</sup> ]	0.25 - 4	
Conductor cross section AWG/kcmil		24 - 8	
Stripping length	[mm]	15	
Electrical parameters			
rated current / nominal cross section	[A] / [mm <sup>2</sup> ]	41 / 6	
Surge voltage category/degree of pollution		III/3	III / 2
Rated insulation voltage	[V]	1000	1000
Rated surge voltage	[kV]	8	8
General data			
Type of insulation material / insulation material group	PA / I		
Flammability rating in accordance with UL 94	V0		
Certification data			
Note	More detailed information on the approval data can be found on our website.		

PCB connector, Push-in spring connection, Pitch: 7.62 mm

TSPC 5/..-STF



Dimensions	[mm]
Length [l]	41.45
Height [h]	35.05



Ordering data

No. of pos.	Type	Item No.	Pcs./ Pkt.	Width w [mm]
2	TSPC 5/ 2-STF-7,62	1728206	50	30.46
3	TSPC 5/ 3-STF-7,62	1728219	50	38.08
4	TSPC 5/ 4-STF-7,62	1728222	50	45.7
5	TSPC 5/ 5-STF-7,62	1728235	50	53.32
6	TSPC 5/ 6-STF-7,62	1728248	25	60.94
7	TSPC 5/ 7-STF-7,62	1728251	25	68.56
8	TSPC 5/ 8-STF-7,62	1728264	25	76.18
9	TSPC 5/ 9-STF-7,62	1728277	25	83.8
10	TSPC 5/10-STF-7,62	1728280	25	91.42
11	TSPC 5/11-STF-7,62	1728293	25	99.04
12	TSPC 5/12-STF-7,62	1728303	25	106.66

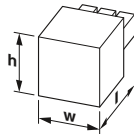


Technical data

Product Line	COMBICON Connectors L		
Connection system / type of contact	COMBICON PC 5 / Socket		
Locking	Screw flange		
Connection capacity			
rigid / flexible	[mm <sup>2</sup> ]	0.2 - 10 / 0.2 - 6	
Flexible with ferrules without plastic sleeve	[mm <sup>2</sup> ]	0.25 - 6	
Flexible with ferrules with plastic sleeve	[mm <sup>2</sup> ]	0.25 - 4	
Conductor cross section AWG/kcmil		24 - 8	
Stripping length	[mm]	15	
Electrical parameters			
rated current / nominal cross section	[A] / [mm <sup>2</sup> ]	41 / 6	
Surge voltage category/degree of pollution		III/3	III / 2 II / 2
Rated insulation voltage	[V]	1000	1000 1000
Rated surge voltage	[kV]	8	8 6
General data			
Type of insulation material / insulation material group		PA / I	
Flammability rating in accordance with UL 94		V0	
Certification data			
Note		More detailed information on the approval data can be found on our website.	

PCB connector, Push-in spring connection, Pitch: 7.62 mm

TSPC 5/..-STCL



Dimensions	[mm]
Length [l]	41.45
Height [h]	35.05



Ordering data

No. of pos.	Type	Item No.	Pcs./ Pkt.	Width w [mm]
2	TSPC 5/ 2-STCL-7,62	1765418	10	23.24
3	TSPC 5/ 3-STCL-7,62	1765421	10	30.86
4	TSPC 5/ 4-STCL-7,62	1765434	10	38.48
5	TSPC 5/ 5-STCL-7,62	1765447	10	46.1
6	TSPC 5/ 6-STCL-7,62	1765450	10	53.72
7	TSPC 5/ 7-STCL-7,62	1765463	10	61.34
8	TSPC 5/ 8-STCL-7,62	1765476	10	68.96
9	TSPC 5/ 9-STCL-7,62	1765489	10	76.58
10	TSPC 5/10-STCL-7,62	1765492	10	84.2
11	TSPC 5/11-STCL-7,62	1765502	10	91.82
12	TSPC 5/12-STCL-7,62	1765515	10	99.44



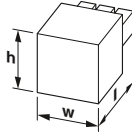
Technical data

Product Line	COMBICON Connectors L		
Connection system / type of contact	COMBICON PC 5 / Socket		
Locking	Click & Lock latching slide		
Connection capacity			
rigid / flexible	[mm <sup>2</sup> ]	0.2 - 10 / 0.2 - 6	
Flexible with ferrules without plastic sleeve	[mm <sup>2</sup> ]	0.25 - 6	
Flexible with ferrules with plastic sleeve	[mm <sup>2</sup> ]	0.25 - 4	
Conductor cross section AWG/kcmil		24 - 8	
Stripping length	[mm]	15	
Electrical parameters			
rated current / nominal cross section	[A] / [mm <sup>2</sup> ]	41 / 6	
Surge voltage category/degree of pollution		III/3	III / 2 II / 2
Rated insulation voltage	[V]	1000	1000 1000
Rated surge voltage	[kV]	8	8 6
General data			
Type of insulation material / insulation material group		PA / I	
Flammability rating in accordance with UL 94		V0	
Certification data			
Note		More detailed information on the approval data can be found on our website.	

## COMBICON connectors L up to 6 mm<sup>2</sup> (10 AWG)

### PCB connector, Push-in spring connection, Pitch: 7.62 mm

ISPC 5/...-STF



Dimensions	[mm]
Length [l]	40.5
Height [h]	19.8



#### Ordering data

No. of pos.	Type	Item No.	Pcs./ Pkt.	Width w [mm]
2	ISPC 5/ 2-STF-7,62	1748972	50	30.46
3	ISPC 5/ 3-STF-7,62	1748985	50	38.08
4	ISPC 5/ 4-STF-7,62	1748998	50	45.7
5	ISPC 5/ 5-STF-7,62	1749007	50	53.32
6	ISPC 5/ 6-STF-7,62	1749010	50	60.94
7	ISPC 5/ 7-STF-7,62	1749023	50	68.56
8	ISPC 5/ 8-STF-7,62	1749036	50	76.18
9	ISPC 5/ 9-STF-7,62	1749049	50	83.8
10	ISPC 5/10-STF-7,62	1749052	50	91.42
11	ISPC 5/11-STF-7,62	1749065	50	99.04
12	ISPC 5/12-STF-7,62	1749078	50	106.66

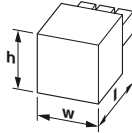


#### Technical data

Product Line	COMBICON Connectors L		
Connection system / type of contact	COMBICON PC 5 / Pin		
Locking	Screw flange		
Connection capacity			
rigid / flexible	[mm <sup>2</sup> ]	0.2 - 10 / 0.2 - 6	
Flexible with ferrules without plastic sleeve	[mm <sup>2</sup> ]	0.25 - 6	
Flexible with ferrules with plastic sleeve	[mm <sup>2</sup> ]	0.25 - 4	
Conductor cross section AWG/kcmil		24 - 8	
Stripping length	[mm]	15	
Electrical parameters			
rated current / nominal cross section	[A] / [mm <sup>2</sup> ]	41 / 6	
Surge voltage category/degree of pollution		III/3	III / 2
Rated insulation voltage	[V]	1000	1000
Rated surge voltage	[kV]	8	8
General data			
Type of insulation material / insulation material group	PA / I		
Flammability rating in accordance with UL 94	V0		
Certification data			
Note	More detailed information on the approval data can be found on our website.		

### PCB connector, Push-in spring connection, Pitch: 7.62 mm

ISPC 5/...-STGCL



Dimensions	[mm]
Length [l]	40.5
Height [h]	19.8



#### Ordering data

No. of pos.	Type	Item No.	Pcs./ Pkt.	Width w [mm]
2	ISPC 5/ 2-STGCL-7,62	1748862	50	18.04
3	ISPC 5/ 3-STGCL-7,62	1748875	50	25.66
4	ISPC 5/ 4-STGCL-7,62	1748888	50	33.28
5	ISPC 5/ 5-STGCL-7,62	1748891	50	40.9
6	ISPC 5/ 6-STGCL-7,62	1748901	50	48.52
7	ISPC 5/ 7-STGCL-7,62	1748914	50	56.14
8	ISPC 5/ 8-STGCL-7,62	1748927	50	63.76
9	ISPC 5/ 9-STGCL-7,62	1748930	50	71.38
10	ISPC 5/10-STGCL-7,62	1748943	50	79
11	ISPC 5/11-STGCL-7,62	1748956	50	86.62
12	ISPC 5/12-STGCL-7,62	1748969	50	94.24

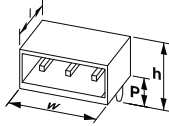


#### Technical data

Product Line	COMBICON Connectors L		
Connection system / type of contact	COMBICON PC 5 / Pin		
Locking	Click & Lock latching window		
Connection capacity			
rigid / flexible	[mm <sup>2</sup> ]	0.2 - 10 / 0.2 - 6	
Flexible with ferrules without plastic sleeve	[mm <sup>2</sup> ]	0.25 - 6	
Flexible with ferrules with plastic sleeve	[mm <sup>2</sup> ]	0.25 - 4	
Conductor cross section AWG/kcmil		24 - 8	
Stripping length	[mm]	15	
Electrical parameters			
rated current / nominal cross section	[A] / [mm <sup>2</sup> ]	41 / 6	
Surge voltage category/degree of pollution		III/3	III / 2
Rated insulation voltage	[V]	1000	1000
Rated surge voltage	[kV]	8	8
General data			
Type of insulation material / insulation material group	PA / I		
Flammability rating in accordance with UL 94	V0		
Certification data			
Note	More detailed information on the approval data can be found on our website.		

PCB headers, Pitch: 7.62 mm

PC 5/...-G, Linear pinning



Dimensions	[mm]
Solder pin length [P]	5
Length [l]	29.25
Height [h]	19.29
Installed height	14.29



Ordering data

No. of pos.	Type	Item No.	Pcs./ Pkt.	Width w [mm]
2	PC 5/ 2-G-7,62	1720466	50	18.04
3	PC 5/ 3-G-7,62	1720479	50	25.66
4	PC 5/ 4-G-7,62	1720482	50	33.28
5	PC 5/ 5-G-7,62	1720495	50	40.9
6	PC 5/ 6-G-7,62	1720505	50	48.52
7	PC 5/ 7-G-7,62	1720518	50	56.14
8	PC 5/ 8-G-7,62	1720521	50	63.76
9	PC 5/ 9-G-7,62	1720534	50	71.38
10	PC 5/10-G-7,62	1720547	50	79
11	PC 5/11-G-7,62	1720550	50	86.62
12	PC 5/12-G-7,62	1720563	50	94.24

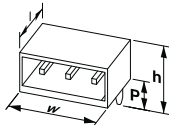


Technical data

Product Line	COMBICON Connectors L		
Connection system / type of contact	COMBICON PC 5 / Pin		
Locking	without		
Electrical parameters			
rated current / nominal cross section	[A] / [mm <sup>2</sup> ]	41 / 6	
Surge voltage category/degree of pollution		III/3	II / 2
Rated insulation voltage	[V]	630	1000
Rated surge voltage	[kV]	6	6
General data			
Type of insulation material / insulation material group	PA / I		
Flammability rating in accordance with UL 94	V0		
Certification data			
Note	More detailed information on the approval data can be found on our website.		

PCB headers, Pitch: 7.62 mm

PC 5/...-GF, Linear pinning



Dimensions	[mm]
Solder pin length [P]	5
Length [l]	14.29
Height [h]	19.29
Installed height	14.29



Ordering data

No. of pos.	Type	Item No.	Pcs./ Pkt.	Width w [mm]
2	PC 5/ 2-GF-7,62	1720796	50	31.34
3	PC 5/ 3-GF-7,62	1720806	50	38.96
4	PC 5/ 4-GF-7,62	1720819	50	46.58
5	PC 5/ 5-GF-7,62	1720822	50	54.2
6	PC 5/ 6-GF-7,62	1720835	50	61.82
7	PC 5/ 7-GF-7,62	1720848	50	69.44
8	PC 5/ 8-GF-7,62	1720851	50	77.06
9	PC 5/ 9-GF-7,62	1720864	50	84.68
10	PC 5/10-GF-7,62	1720877	50	92.3
11	PC 5/11-GF-7,62	1720880	50	99.92
12	PC 5/12-GF-7,62	1720893	50	107.54



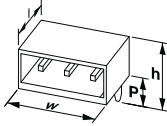
Technical data

Product Line	COMBICON Connectors L		
Connection system / type of contact	COMBICON PC 5 / Pin		
Locking	Threaded flange		
Electrical parameters			
rated current / nominal cross section	[A] / [mm <sup>2</sup> ]	41 / 6	
Surge voltage category/degree of pollution		III/3	II / 2
Rated insulation voltage	[V]	630	1000
Rated surge voltage	[kV]	6	6
General data			
Type of insulation material / insulation material group	PA / I		
Flammability rating in accordance with UL 94	V0		
Certification data			
Note	More detailed information on the approval data can be found on our website.		

# COMBICON connectors L up to 6 mm<sup>2</sup> (10 AWG)

## PCB headers, Pitch: 7.62 mm

PC 5/...GSF, Linear pinning



Dimensions	[mm]
Solder pin length [P]	5
Length [l]	29.25
Height [h]	19.29
Installed height	14.29



### Ordering data

No. of pos.	Type	Item No.	Pcs./ Pkt.	Width w [mm]
2	PC 5/ 2-GSF-7,62	1711654	50	27.74
3	PC 5/ 3-GSF-7,62	1707924	50	35.36
4	PC 5/ 4-GSF-7,62	1707925	50	42.98
5	PC 5/ 5-GSF-7,62	1711655	50	50.6
6	PC 5/ 6-GSF-7,62	1710204	50	58.22

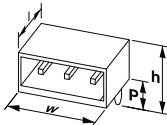


### Technical data

Product Line	COMBICON Connectors L		
Connection system / type of contact	COMBICON PC 5 / Pin		
Locking	Click & Lock latching window		
Electrical parameters			
rated current / nominal cross section	[A] / [mm <sup>2</sup> ]	41 / 6	
Surge voltage category/degree of pollution		III/3	II / 2
Rated insulation voltage	[V]	630	1000
Rated surge voltage	[kV]	6	6
General data			
Type of insulation material / insulation material group	PA / I		
Flammability rating in accordance with UL 94	V0		
Certification data			
Note	More detailed information on the approval data can be found on our website.		

## PCB headers, Pitch: 7.62 mm

PC 5/...GU, Linear pinning



Dimensions	[mm]
Solder pin length [P]	4.2
Length [l]	29.25
Height [h]	17.74
Installed height	13.54



### Ordering data

No. of pos.	Type	Item No.	Pcs./ Pkt.	Width w [mm]
2	PC 5/ 2-GU-7,62	1720686	50	18.04
3	PC 5/ 3-GU-7,62	1720699	50	25.66
4	PC 5/ 4-GU-7,62	1720709	50	33.28
5	PC 5/ 5-GU-7,62	1720712	50	40.9
6	PC 5/ 6-GU-7,62	1720725	50	48.52
7	PC 5/ 7-GU-7,62	1720738	50	56.14
8	PC 5/ 8-GU-7,62	1720741	50	63.76
9	PC 5/ 9-GU-7,62	1720754	50	71.38
10	PC 5/10-GU-7,62	1720767	50	79
11	PC 5/11-GU-7,62	1720770	50	86.62
12	PC 5/12-GU-7,62	1720783	50	94.24

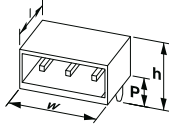


### Technical data

Product Line	COMBICON Connectors L		
Connection system / type of contact	COMBICON PC 5 / Pin		
Locking	without		
Electrical parameters			
rated current / nominal cross section	[A] / [mm <sup>2</sup> ]	41 / 6	
Surge voltage category/degree of pollution		III/3	II / 2
Rated insulation voltage	[V]	630	1000
Rated surge voltage	[kV]	6	6
General data			
Type of insulation material / insulation material group	PA / I		
Flammability rating in accordance with UL 94	V0		
Certification data			
Note	More detailed information on the approval data can be found on our website.		

PCB headers, Pitch: 7.62 mm

PC 5/...GFU, Linear pinning



Dimensions	[mm]
Solder pin length [P]	4.2
Length [l]	13.54
Height [h]	18.49
Installed height	14.29



Ordering data

No. of pos.	Type	Item No.	Pcs./ Pkt.	Width w [mm]
2	PC 5/ 2-GFU-7,62	1721012	50	31.34
3	PC 5/ 3-GFU-7,62	1721025	50	38.96
4	PC 5/ 4-GFU-7,62	1721038	50	46.58
5	PC 5/ 5-GFU-7,62	1721041	50	54.2
6	PC 5/ 6-GFU-7,62	1721054	50	61.82
7	PC 5/ 7-GFU-7,62	1721067	50	69.44
8	PC 5/ 8-GFU-7,62	1721070	50	77.06
9	PC 5/ 9-GFU-7,62	1721083	50	84.68
10	PC 5/10-GFU-7,62	1721096	50	92.3
11	PC 5/11-GFU-7,62	1721106	50	99.92
12	PC 5/12-GFU-7,62	1721119	50	107.54

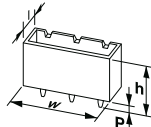


Technical data

Product Line	COMBICON Connectors L		
Connection system / type of contact	COMBICON PC 5 / Pin		
Locking	Threaded flange		
Electrical parameters			
rated current / nominal cross section	[A] / [mm <sup>2</sup> ]	41 / 6	
Surge voltage category/degree of pollution		III/3	II / 2
Rated insulation voltage	[V]	630	1000
Rated surge voltage	[kV]	6	6
General data			
Type of insulation material / insulation material group	PA / I		
Flammability rating in accordance with UL 94	V0		
Certification data			
Note	More detailed information on the approval data can be found on our website.		

PCB headers, Pitch: 7.62 mm

PCV 5/...G, Linear pinning



Dimensions	[mm]
Solder pin length [P]	5
Length [l]	11
Height [h]	34.25
Installed height	29.25



Ordering data

No. of pos.	Type	Item No.	Pcs./ Pkt.	Width w [mm]
2	PCV 5/ 2-G-7,62	1720576	50	18.04
3	PCV 5/ 3-G-7,62	1720589	50	25.66
4	PCV 5/ 4-G-7,62	1720592	50	33.28
5	PCV 5/ 5-G-7,62	1720602	50	40.9
6	PCV 5/ 6-G-7,62	1720615	50	48.52
7	PCV 5/ 7-G-7,62	1720628	50	56.14
8	PCV 5/ 8-G-7,62	1720631	50	63.76
9	PCV 5/ 9-G-7,62	1720644	50	71.38
10	PCV 5/10-G-7,62	1720657	50	79
11	PCV 5/11-G-7,62	1720660	50	86.62
12	PCV 5/12-G-7,62	1720673	50	94.24



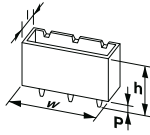
Technical data

Product Line	COMBICON Connectors L		
Connection system / type of contact	COMBICON PC 5 / Pin		
Locking	without		
Electrical parameters			
rated current / nominal cross section	[A] / [mm <sup>2</sup> ]	41 / 6	
Surge voltage category/degree of pollution		III/3	II / 2
Rated insulation voltage	[V]	630	1000
Rated surge voltage	[kV]	6	6
General data			
Type of insulation material / insulation material group	PA / I		
Flammability rating in accordance with UL 94	V0		
Certification data			
Note	More detailed information on the approval data can be found on our website.		

# COMBICON connectors L up to 6 mm<sup>2</sup> (10 AWG)

## PCB headers, Pitch: 7.62 mm

PCV 5/..-GF, Linear pinning



Dimensions	[mm]
Solder pin length [P]	5
Length [l]	11
Height [h]	34.25
Installed height	29.25



### Ordering data

No. of pos.	Type	Item No.	Pcs./ Pkt.	Width w [mm]
2	PCV 5/ 2-GF-7,62	1720903	50	31.34
3	PCV 5/ 3-GF-7,62	1720916	50	38.96
4	PCV 5/ 4-GF-7,62	1720929	50	46.58
5	PCV 5/ 5-GF-7,62	1720932	50	54.2
6	PCV 5/ 6-GF-7,62	1720945	50	61.82
7	PCV 5/ 7-GF-7,62	1720958	50	69.44
8	PCV 5/ 8-GF-7,62	1720961	50	77.06
9	PCV 5/ 9-GF-7,62	1720974	50	84.68
10	PCV 5/10-GF-7,62	1720987	50	92.3
11	PCV 5/11-GF-7,62	1720990	50	99.92
12	PCV 5/12-GF-7,62	1721009	50	107.54

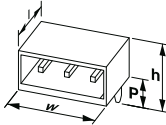


### Technical data

Product Line	COMBICON Connectors L		
Connection system / type of contact	COMBICON PC 5 / Pin		
Locking	Threaded flange		
Electrical parameters			
rated current / nominal cross section	[A] / [mm <sup>2</sup> ]	41 / 6	
Surge voltage category/degree of pollution		III/3	II / 2
Rated insulation voltage	[V]	630	1000
Rated surge voltage	[kV]	6	6
General data			
Type of insulation material / insulation material group	PA / I		
Flammability rating in accordance with UL 94	V0		
Certification data			
Note	More detailed information on the approval data can be found on our website.		

## PCB headers, Pitch: 7.62 mm

IPC 5/..-G, Linear pinning




Dimensions	[mm]
Solder pin length [P]	5
Length [l]	30.1
Height [h]	17.8
Installed height	12.8



### Ordering data

No. of pos.	Type	Item No.	Pcs./ Pkt.	Width w [mm]
2	IPC 5/ 2-G-7,62	1708381	50	15.24
3	IPC 5/ 3-G-7,62	1708394	50	22.86
4	IPC 5/ 4-G-7,62	1708404	50	30.48
5	IPC 5/ 5-G-7,62	1708417	50	38.1
6	IPC 5/ 6-G-7,62	1708420	50	45.72
7	IPC 5/ 7-G-7,62	1708433	50	53.34
8	IPC 5/ 8-G-7,62	1708446	50	60.96
9	IPC 5/ 9-G-7,62	1708459	50	68.58
10	IPC 5/10-G-7,62	1708462	50	76.2
11	IPC 5/11-G-7,62	1708475	50	83.82
12	IPC 5/12-G-7,62	1708488	50	91.44



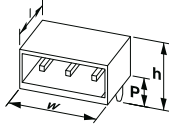
### Technical data

Product Line	COMBICON Connectors L		
Connection system / type of contact	COMBICON PC 5 / Socket		
Locking	without		
Electrical parameters			
rated current / nominal cross section	[A] / [mm <sup>2</sup> ]	41 / 6	
Surge voltage category/degree of pollution		III/3	II / 2
Rated insulation voltage	[V]	630	1000
Rated surge voltage	[kV]	6	6
General data			
Type of insulation material / insulation material group	PA / I		
Flammability rating in accordance with UL 94	V0		
Certification data			
Note	More detailed information on the approval data can be found on our website.		



PCB headers, Pitch: 7.62 mm

IPC 5/...-GF, Linear pinning



Dimensions	[mm]
Solder pin length [P]	5
Length [l]	30.1
Height [h]	17.8
Installed height	12.8



Ordering data

No. of pos.	Type	Item No.	Pcs./ Pkt.	Width w [mm]
2	IPC 5/ 2-GF-7,62	1708491	50	30.44
3	IPC 5/ 3-GF-7,62	1708501	50	38.06
4	IPC 5/ 4-GF-7,62	1708514	50	45.68
5	IPC 5/ 5-GF-7,62	1708527	50	53.3
6	IPC 5/ 6-GF-7,62	1708530	50	60.92
7	IPC 5/ 7-GF-7,62	1708543	50	68.54
8	IPC 5/ 8-GF-7,62	1708556	50	76.16
9	IPC 5/ 9-GF-7,62	1708569	50	83.78
10	IPC 5/10-GF-7,62	1708572	50	91.4
11	IPC 5/11-GF-7,62	1708585	50	99.02
12	IPC 5/12-GF-7,62	1708598	50	106.64

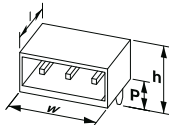


Technical data

Product Line	COMBICON Connectors L		
Connection system / type of contact	COMBICON PC 5 / Socket		
Locking	Threaded flange		
Electrical parameters			
rated current / nominal cross section	[A] / [mm <sup>2</sup> ]	41 / 6	
Surge voltage category/degree of pollution		III/3	III / 2
Rated insulation voltage	[V]	630	630
Rated surge voltage	[kV]	6	6
General data			
Type of insulation material / insulation material group	PA / I		
Flammability rating in accordance with UL 94	V0		
Certification data			
Note	More detailed information on the approval data can be found on our website.		

PCB headers, Pitch: 7.62 mm

IPC 5/...-GU, Linear pinning



Dimensions	[mm]
Solder pin length [P]	5
Length [l]	27.52
Height [h]	17.8
Installed height	12.8



Ordering data

No. of pos.	Type	Item No.	Pcs./ Pkt.	Width w [mm]
3	IPC 5/ 3-GU-7,62	1708611	50	22.86
4	IPC 5/ 4-GU-7,62	1708624	50	30.48
5	IPC 5/ 5-GU-7,62	1708637	50	38.1
6	IPC 5/ 6-GU-7,62	1708640	50	45.72
7	IPC 5/ 7-GU-7,62	1708653	50	53.34
8	IPC 5/ 8-GU-7,62	1708666	50	60.96
9	IPC 5/ 9-GU-7,62	1708679	50	68.58
10	IPC 5/10-GU-7,62	1708682	50	76.2
11	IPC 5/11-GU-7,62	1708695	50	83.82
12	IPC 5/12-GU-7,62	1708705	50	91.44



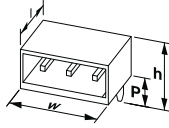
Technical data

Product Line	COMBICON Connectors L		
Connection system / type of contact	COMBICON PC 5 / Socket		
Locking	without		
Electrical parameters			
rated current / nominal cross section	[A] / [mm <sup>2</sup> ]	41 / 6	
Surge voltage category/degree of pollution		III/3	III / 2
Rated insulation voltage	[V]	630	630
Rated surge voltage	[kV]	6	6
General data			
Type of insulation material / insulation material group	PA / I		
Flammability rating in accordance with UL 94	V0		
Certification data			
Note	More detailed information on the approval data can be found on our website.		

# COMBICON connectors L up to 6 mm<sup>2</sup> (10 AWG)

## PCB headers, Pitch: 7.62 mm

IPC 5/...-GFU, Linear pinning



Dimensions	[mm]
Solder pin length [P]	5
Length [l]	30.1
Height [h]	17.8
Installed height	12.8



### Ordering data

No. of pos.	Type	Item No.	Pcs./ Pkt.	Width w [mm]
2	IPC 5/ 2-GFU-7,62	1708718	50	15.24
3	IPC 5/ 3-GFU-7,62	1708721	50	22.86
4	IPC 5/ 4-GFU-7,62	1708734	50	30.48
5	IPC 5/ 5-GFU-7,62	1708747	50	38.1
6	IPC 5/ 6-GFU-7,62	1708750	50	45.72
7	IPC 5/ 7-GFU-7,62	1708763	50	53.34
8	IPC 5/ 8-GFU-7,62	1708776	50	60.96
9	IPC 5/ 9-GFU-7,62	1708789	50	68.58
10	IPC 5/10-GFU-7,62	1708792	50	76.2
11	IPC 5/11-GFU-7,62	1708802	50	83.82
12	IPC 5/12-GFU-7,62	1708815	50	91.44

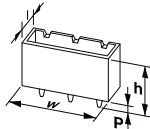


### Technical data

Product Line	COMBICON Connectors L		
Connection system / type of contact	COMBICON PC 5 / Socket		
Locking	Threaded flange		
Electrical parameters			
rated current / nominal cross section	[A] / [mm <sup>2</sup> ]	41 / 6	
Surge voltage category/degree of pollution		III/3	II / 2
Rated insulation voltage	[V]	630	1000
Rated surge voltage	[kV]	6	6
General data			
Type of insulation material / insulation material group	PA / I		
Flammability rating in accordance with UL 94	V0		
Certification data			
Note	More detailed information on the approval data can be found on our website.		

## PCB headers, Pitch: 7.62 mm

IPCV 5/...-G, Linear pinning



Dimensions	[mm]
Solder pin length [P]	5
Length [l]	12.8
Height [h]	35.1
Installed height	30.1



### Ordering data

No. of pos.	Type	Item No.	Pcs./ Pkt.	Width w [mm]
2	IPCV 5/ 2-G-7,62	1708828	50	15.24
3	IPCV 5/ 3-G-7,62	1708831	50	22.86
4	IPCV 5/ 4-G-7,62	1708844	50	30.48
5	IPCV 5/ 5-G-7,62	1708857	50	38.1
6	IPCV 5/ 6-G-7,62	1708860	50	45.72
7	IPCV 5/ 7-G-7,62	1708873	50	53.34
8	IPCV 5/ 8-G-7,62	1708886	50	60.96
9	IPCV 5/ 9-G-7,62	1708899	50	68.58
10	IPCV 5/10-G-7,62	1708909	50	76.2
11	IPCV 5/11-G-7,62	1708912	50	83.82
12	IPCV 5/12-G-7,62	1708925	50	91.44

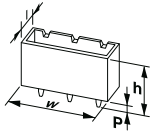


### Technical data

Product Line	COMBICON Connectors L		
Connection system / type of contact	COMBICON PC 5 / Socket		
Locking	without		
Electrical parameters			
rated current / nominal cross section	[A] / [mm <sup>2</sup> ]	41 / 6	
Surge voltage category/degree of pollution		III/3	II / 2
Rated insulation voltage	[V]	630	1000
Rated surge voltage	[kV]	6	6
General data			
Type of insulation material / insulation material group	PA / I		
Flammability rating in accordance with UL 94	V0		
Certification data			
Note	More detailed information on the approval data can be found on our website.		

PCB headers, Pitch: 7.62 mm

IPCV 5/...-GF, Linear pinning



Dimensions	[mm]
Solder pin length [P]	5
Length [l]	12.8
Height [h]	35.1
Installed height	30.1



Ordering data

No. of pos.	Type	Item No.	Pcs./ Pkt.	Width w [mm]
2	IPCV 5/ 2-GF-7,62	1708938	50	30.46
3	IPCV 5/ 3-GF-7,62	1708941	50	38.08
4	IPCV 5/ 4-GF-7,62	1708954	50	45.7
5	IPCV 5/ 5-GF-7,62	1708967	50	53.32
6	IPCV 5/ 6-GF-7,62	1708970	50	60.94
7	IPCV 5/ 7-GF-7,62	1708983	50	68.56
8	IPCV 5/ 8-GF-7,62	1708996	50	76.18
9	IPCV 5/ 9-GF-7,62	1709005	50	83.8
10	IPCV 5/10-GF-7,62	1709018	50	91.42
11	IPCV 5/11-GF-7,62	1709021	50	99.04
12	IPCV 5/12-GF-7,62	1709034	50	106.66

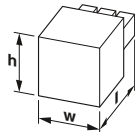


Technical data

Product Line	COMBICON Connectors L		
Connection system / type of contact	COMBICON PC 5 / Socket		
Locking	Threaded flange		
Electrical parameters			
rated current / nominal cross section	[A] / [mm <sup>2</sup> ]	41 / 6	
Surge voltage category/degree of pollution		III/3	III / 2
Rated insulation voltage	[V]	630	630
Rated surge voltage	[kV]	6	6
General data			
Type of insulation material / insulation material group	PA / I		
Flammability rating in accordance with UL 94	V0		
Certification data			
Note	More detailed information on the approval data can be found on our website.		

Feed-through connector, Screw connection with tension sleeve, Pitch: 7.62 mm

DFK-PC 5/...-ST



Dimensions	[mm]
Length [l]	48.93
Height [h]	26.24



Ordering data

No. of pos.	Type	Item No.	Pcs./ Pkt.	Width w [mm]
2	DFK-PC 5/ 2-ST-7,62	1716506	10	40.74
3	DFK-PC 5/ 3-ST-7,62	1716519	10	48.36
4	DFK-PC 5/ 4-ST-7,62	1716522	10	55.98
5	DFK-PC 5/ 5-ST-7,62	1716535	10	63.6
6	DFK-PC 5/ 6-ST-7,62	1716548	10	71.22
7	DFK-PC 5/ 7-ST-7,62	1716551	10	78.84
8	DFK-PC 5/ 8-ST-7,62	1716564	10	86.46
9	DFK-PC 5/ 9-ST-7,62	1716577	10	94.08
10	DFK-PC 5/10-ST-7,62	1716580	10	101.7
11	DFK-PC 5/11-ST-7,62	1716593	10	109.32
12	DFK-PC 5/12-ST-7,62	1716603	10	116.94



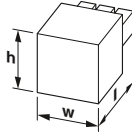
Technical data

Product Line	COMBICON Connectors L		
Connection system / type of contact	COMBICON PC 5 / Pin		
Locking	without		
Connection capacity			
rigid / flexible	[mm <sup>2</sup> ]	0.2 - 10 / 0.2 - 6	
Flexible with ferrules without plastic sleeve	[mm <sup>2</sup> ]	0.25 - 6	
Flexible with ferrules with plastic sleeve	[mm <sup>2</sup> ]	0.25 - 4	
2 conductors with same cross section solid / stranded	[mm <sup>2</sup> ]	0.2 - 2.5 / 0.2 - 4	
2 conductors with same cross section, stranded, with ferrule without plastic sleeve	[mm <sup>2</sup> ]	0.25 - 1.5	
Conductor cross section AWG/kcmil		24 - 10	
Stripping length	[mm]	- 10	
Tightening torque	[Nm]	0.7 - 0.8 Nm	
Electrical parameters			
rated current / nominal cross section	[A] / [mm <sup>2</sup> ]	41 / 6	
Surge voltage category/degree of pollution		III/3	III / 2
Rated insulation voltage	[V]	630	1000
Rated surge voltage	[kV]	8	8
General data			
Type of insulation material / insulation material group	PA / I		
Flammability rating in accordance with UL 94	V0		
Certification data			
Note	More detailed information on the approval data can be found on our website.		

# COMBICON connectors L up to 6 mm<sup>2</sup> (10 AWG)

## Feed-through connector, Screw connection with tension sleeve, Pitch: 7.62 mm

DFK-PC 5/...-STF



Dimensions	[mm]
Length [l]	48.95
Height [h]	26.24



### Technical data

Product Line	COMBICON Connectors L		
Connection system / type of contact	COMBICON PC 5 / Pin		
Locking	Screw flange		
Connection capacity			
rigid / flexible	[mm <sup>2</sup> ]	0.2 - 10 / 0.2 - 6	
Flexible with ferrules without plastic sleeve	[mm <sup>2</sup> ]	0.25 - 6	
Flexible with ferrules with plastic sleeve	[mm <sup>2</sup> ]	0.25 - 4	
2 conductors with same cross section solid / stranded	[mm <sup>2</sup> ]	0.2 - 2.5 / 0.2 - 4	
2 conductors with same cross section, stranded, with ferrule without plastic sleeve	[mm <sup>2</sup> ]	0.25 - 1.5	
Conductor cross section AWG/kcmil		24 - 10	
Stripping length	[mm]	- 10	
Tightening torque	[Nm]	0.7 - 0.8 Nm	
Electrical parameters			
rated current / nominal cross section	[A] / [mm <sup>2</sup> ]	41 / 6	
Surge voltage category/degree of pollution		III/3	III / 2
Rated insulation voltage	[V]	630	1000
Rated surge voltage	[kV]	8	6
General data			
Type of insulation material / insulation material group	PA / I		
Flammability rating in accordance with UL 94	V0		
Certification data			
Note	More detailed information on the approval data can be found on our website.		

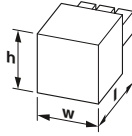


### Ordering data

No. of pos.	Type	Item No.	Pcs./ Pkt.	Width w [mm]
2	DFK-PC 5/ 2-STF-7,62	1716616	10	49.86
3	DFK-PC 5/ 3-STF-7,62	1716629	10	57.48
4	DFK-PC 5/ 4-STF-7,62	1716632	10	65.1
5	DFK-PC 5/ 5-STF-7,62	1716645	10	72.72
6	DFK-PC 5/ 6-STF-7,62	1716658	10	80.34
7	DFK-PC 5/ 7-STF-7,62	1716661	10	87.96
8	DFK-PC 5/ 8-STF-7,62	1716674	10	95.58
9	DFK-PC 5/ 9-STF-7,62	1716687	10	103.2
10	DFK-PC 5/10-STF-7,62	1716690	10	110.82
11	DFK-PC 5/11-STF-7,62	1716700	10	118.44
12	DFK-PC 5/12-STF-7,62	1716713	10	126.06

## Feed-through connector, Screw connection with tension sleeve, Pitch: 7.62 mm

DFK-PC 5/...-STF-SH



Dimensions	[mm]
Length [l]	48.95
Height [h]	26.24



### Technical data

Product Line	COMBICON Connectors L		
Connection system / type of contact	COMBICON PC 5 / Pin		
Locking	Screw flange		
Connection capacity			
rigid / flexible	[mm <sup>2</sup> ]	0.2 - 10 / 0.2 - 6	
Flexible with ferrules without plastic sleeve	[mm <sup>2</sup> ]	0.25 - 6	
Flexible with ferrules with plastic sleeve	[mm <sup>2</sup> ]	0.25 - 4	
2 conductors with same cross section solid / stranded	[mm <sup>2</sup> ]	0.2 - 2.5 / 0.2 - 4	
2 conductors with same cross section, stranded, with ferrule without plastic sleeve	[mm <sup>2</sup> ]	0.25 - 1.5	
Conductor cross section AWG/kcmil		24 - 10	
Stripping length	[mm]	- 10	
Tightening torque	[Nm]	0.7 - 0.8 Nm	
Electrical parameters			
rated current / nominal cross section	[A] / [mm <sup>2</sup> ]	41 / 6	
Surge voltage category/degree of pollution		III/3	III / 2
Rated insulation voltage	[V]	630	1000
Rated surge voltage	[kV]	8	6
General data			
Type of insulation material / insulation material group	PA / I		
Flammability rating in accordance with UL 94	V0		
Certification data			
Note	More detailed information on the approval data can be found on our website.		

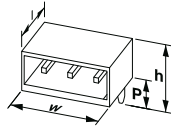


### Ordering data

No. of pos.	Type	Item No.	Pcs./ Pkt.	Width w [mm]
2	DFK-PC 5/ 2-STF-SH-7,62	1716726	10	49.86
3	DFK-PC 5/ 3-STF-SH-7,62	1716739	10	57.48
4	DFK-PC 5/ 4-STF-SH-7,62	1716742	10	65.1
5	DFK-PC 5/ 5-STF-SH-7,62	1716755	10	72.72
6	DFK-PC 5/ 6-STF-SH-7,62	1716768	10	80.34
7	DFK-PC 5/ 7-STF-SH-7,62	1716771	10	87.96
8	DFK-PC 5/ 8-STF-SH-7,62	1716784	10	95.58
9	DFK-PC 5/ 9-STF-SH-7,62	1716797	10	103.2
10	DFK-PC 5/10-STF-SH-7,62	1716807	10	110.82
11	DFK-PC 5/11-STF-SH-7,62	1716810	10	118.44
12	DFK-PC 5/12-STF-SH-7,62	1716823	10	126.06

**Feed-through header, Pitch: 7.62 mm**

DFK-PC 5/...-G, Linear pinning



Dimensions	[mm]
Solder pin length [P]	4.9
Length [l]	41.65
Height [h]	21.1
Installed height	19.54



**Ordering data**

No. of pos.	Type	Item No.	Pcs./ Pkt.	Width w [mm]
2	DFK-PC 5/ 2-G-7,62	1727582	10	40.74
3	DFK-PC 5/ 3-G-7,62	1727595	10	48.36
4	DFK-PC 5/ 4-G-7,62	1727605	10	55.98
5	DFK-PC 5/ 5-G-7,62	1727618	10	63.6
6	DFK-PC 5/ 6-G-7,62	1727621	10	71.22
7	DFK-PC 5/ 7-G-7,62	1727634	10	78.84
8	DFK-PC 5/ 8-G-7,62	1727647	10	86.46
9	DFK-PC 5/ 9-G-7,62	1727650	10	94.08
10	DFK-PC 5/10-G-7,62	1727663	10	101.7
11	DFK-PC 5/11-G-7,62	1727676	10	109.32
12	DFK-PC 5/12-G-7,62	1727689	10	116.94

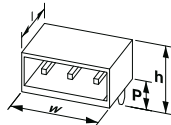


**Technical data**

Product Line	COMBICON Connectors L		
Connection system / type of contact	COMBICON PC 5 / Pin		
Locking	without		
<b>Electrical parameters</b>			
rated current / nominal cross section	[A] / [mm <sup>2</sup> ]	41 / 6	
Surge voltage category/degree of pollution		III/3	II / 2
Rated insulation voltage	[V]	500	630
Rated surge voltage	[kV]	6	6
<b>General data</b>			
Type of insulation material / insulation material group	PA / I		
Flammability rating in accordance with UL 94	V0		
<b>Certification data</b>			
Note	More detailed information on the approval data can be found on our website.		

**Feed-through header, Pitch: 7.62 mm**

DFK-PC 5/...-GF, Linear pinning



Dimensions	[mm]
Solder pin length [P]	4.9
Length [l]	41.65
Height [h]	21.1
Installed height	19.54



**Ordering data**

No. of pos.	Type	Item No.	Pcs./ Pkt.	Width w [mm]
2	DFK-PC 5/ 2-GF-7,62	1727692	10	49.86
3	DFK-PC 5/ 3-GF-7,62	1727702	10	57.48
4	DFK-PC 5/ 4-GF-7,62	1727715	10	65.1
5	DFK-PC 5/ 5-GF-7,62	1727728	10	72.72
6	DFK-PC 5/ 6-GF-7,62	1727731	10	80.34
7	DFK-PC 5/ 7-GF-7,62	1727744	10	87.96
8	DFK-PC 5/ 8-GF-7,62	1727757	10	95.58
9	DFK-PC 5/ 9-GF-7,62	1727760	10	103.2
10	DFK-PC 5/10-GF-7,62	1727773	10	110.82
11	DFK-PC 5/11-GF-7,62	1727786	10	118.44
12	DFK-PC 5/12-GF-7,62	1727799	10	126.06



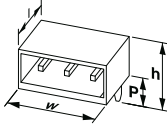
**Technical data**

Product Line	COMBICON Connectors L		
Connection system / type of contact	COMBICON PC 5 / Pin		
Locking	Threaded flange		
<b>Electrical parameters</b>			
rated current / nominal cross section	[A] / [mm <sup>2</sup> ]	41 / 6	
Surge voltage category/degree of pollution		III/3	II / 2
Rated insulation voltage	[V]	500	630
Rated surge voltage	[kV]	6	6
<b>General data</b>			
Type of insulation material / insulation material group	PA / I		
Flammability rating in accordance with UL 94	V0		
<b>Certification data</b>			
Note	More detailed information on the approval data can be found on our website.		

# COMBICON connectors L up to 6 mm<sup>2</sup> (10 AWG)

## Feed-through header, Pitch: 7.62 mm

DFK-PC 5/...GF-SH, Linear pinning



Dimensions	[mm]
Solder pin length [P]	5
Length [l]	29.25
Height [h]	21.1
Installed height	19.54



### Ordering data

No. of pos.	Type	Item No.	Pcs./ Pkt.	Width w [mm]
2	DFK-PC 5/ 2-GF-SH-7,62	1716069	10	40.74
3	DFK-PC 5/ 3-GF-SH-7,62	1716072	10	48.36
4	DFK-PC 5/ 4-GF-SH-7,62	1716085	10	55.95
5	DFK-PC 5/ 5-GF-SH-7,62	1716098	10	63.6
6	DFK-PC 5/ 6-GF-SH-7,62	1716108	10	71.22
7	DFK-PC 5/ 7-GF-SH-7,62	1716111	10	78.84
8	DFK-PC 5/ 8-GF-SH-7,62	1716124	10	86.46
9	DFK-PC 5/ 9-GF-SH-7,62	1716137	10	94.08
10	DFK-PC 5/10-GF-SH-7,62	1716140	10	101.7
11	DFK-PC 5/11-GF-SH-7,62	1716153	10	109.32
12	DFK-PC 5/12-GF-SH-7,62	1716166	10	116.94

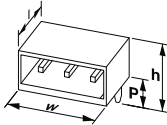



### Technical data

Product Line	COMBICON Connectors L		
Connection system / type of contact	COMBICON PC 5 / Pin		
Locking	Threaded flange		
Electrical parameters			
rated current / nominal cross section	[A] / [mm <sup>2</sup> ]	41 / 6	
Surge voltage category/degree of pollution		III/3	II / 2
Rated insulation voltage	[V]	500	630 800
Rated surge voltage	[kV]	6	6 6
General data			
Type of insulation material / insulation material group	PA / I		
Flammability rating in accordance with UL 94	V0		
Certification data			
Note	More detailed information on the approval data can be found on our website.		

## Feed-through header, Pitch: 7.62 mm

DFK-PC 5/...GU, Linear pinning



Dimensions	[mm]
Solder pin length [P]	4.26
Length [l]	29.25
Height [h]	21.1
Installed height	19.54



### Ordering data

No. of pos.	Type	Item No.	Pcs./ Pkt.	Width w [mm]
2	DFK-PC 5/ 2-GU-7,62	1727809	10	40.74
3	DFK-PC 5/ 3-GU-7,62	1727812	10	48.36
4	DFK-PC 5/ 4-GU-7,62	1727825	10	55.98
5	DFK-PC 5/ 5-GU-7,62	1727838	10	63.6
6	DFK-PC 5/ 6-GU-7,62	1727841	10	71.22
7	DFK-PC 5/ 7-GU-7,62	1727854	10	78.84
8	DFK-PC 5/ 8-GU-7,62	1727867	10	86.46
9	DFK-PC 5/ 9-GU-7,62	1727870	10	94.08
10	DFK-PC 5/10-GU-7,62	1727883	10	101.7
11	DFK-PC 5/11-GU-7,62	1727896	10	109.32
12	DFK-PC 5/12-GU-7,62	1727906	10	116.94



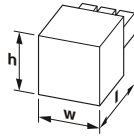
### Technical data

Product Line	COMBICON Connectors L		
Connection system / type of contact	COMBICON PC 5 / Pin		
Locking	without		
Electrical parameters			
rated current / nominal cross section	[A] / [mm <sup>2</sup> ]	41 / 6	
Surge voltage category/degree of pollution		III/3	II / 2
Rated insulation voltage	[V]	500	630 800
Rated surge voltage	[kV]	6	6 6
General data			
Type of insulation material / insulation material group	PA / I		
Flammability rating in accordance with UL 94	V0		
Certification data			
Note	More detailed information on the approval data can be found on our website.		

PCB connector, Screw connection with tension sleeve, Pitch: 7.62 mm

PC 6/...-ST

new



Dimensions	[mm]
Length [l]	40
Height [h]	24.4



Ordering data				
No. of pos.	Type	Item No.	Pcs./ Pkt.	Width w [mm]
2	PC 6/ 2-ST-7,62	1149079	1	16.14
3	PC 6/ 3-ST-7,62	1149083	1	23.76
4	PC 6/ 4-ST-7,62	1149085	1	31.38
5	PC 6/ 5-ST-7,62	1149086	1	39
6	PC 6/ 6-ST-7,62	1149088	1	46.62

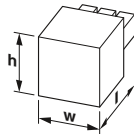
Technical data

Product Line	COMBICON Connectors L		
Connection system / type of contact	COMBICON PC 6 / Socket		
Locking	without		
Connection capacity			
rigid / flexible	[mm <sup>2</sup> ]	0.2 - 10 / 0.2 - 6	
Flexible with ferrules without plastic sleeve	[mm <sup>2</sup> ]	0.25 - 6	
Flexible with ferrules with plastic sleeve	[mm <sup>2</sup> ]	0.25 - 4	
2 conductors with same cross section solid / stranded	[mm <sup>2</sup> ]	0.2 - 2.5 / 0.2 - 4	
2 conductors with same cross section, stranded, with ferrule without plastic sleeve	[mm <sup>2</sup> ]	0.25 - 1.5	
Conductor cross section AWG/kcmil		24 - 8	
Stripping length	[mm]	12	
Tightening torque	[Nm]	0.5 - 0.8 Nm	
Electrical parameters			
rated current / nominal cross section	[A] / [mm <sup>2</sup> ]	41 / 6	
Surge voltage category/degree of pollution		III/3	III / 2
Rated insulation voltage	[V]	1000	1000
Rated surge voltage	[kV]	8	8
General data			
Type of insulation material / insulation material group	PA / I		
Flammability rating in accordance with UL 94	V0		

PCB connector, Screw connection with tension sleeve, Pitch: 7.62 mm

PC 6/...-STL

new



Dimensions	[mm]
Length [l]	40
Height [h]	24.4



Ordering data				
No. of pos.	Type	Item No.	Pcs./ Pkt.	Width w [mm]
2	PC 6/ 2-STL2-7,62	1149129	1	23.76
3	PC 6/ 3-STL2-7,62	1149131	1	31.38
4	PC 6/ 4-STL3-7,62	1149132	1	39
5	PC 6/ 5-STL3-7,62	1149133	1	46.62
6	PC 6/ 6-STL4-7,62	1149134	1	54.24

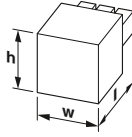
Technical data

Product Line	COMBICON Connectors L		
Connection system / type of contact	COMBICON PC 6 / Socket		
Locking	Self-locking flange		
Connection capacity			
rigid / flexible	[mm <sup>2</sup> ]	0.2 - 10 / 0.2 - 6	
Flexible with ferrules without plastic sleeve	[mm <sup>2</sup> ]	0.25 - 6	
Flexible with ferrules with plastic sleeve	[mm <sup>2</sup> ]	0.25 - 4	
2 conductors with same cross section solid / stranded	[mm <sup>2</sup> ]	0.2 - 2.5 / 0.2 - 4	
2 conductors with same cross section, stranded, with ferrule without plastic sleeve	[mm <sup>2</sup> ]	0.25 - 1.5	
Conductor cross section AWG/kcmil		24 - 8	
Stripping length	[mm]	12	
Tightening torque	[Nm]	0.5 - 0.8 Nm	
Electrical parameters			
rated current / nominal cross section	[A] / [mm <sup>2</sup> ]	41 / 6	
Surge voltage category/degree of pollution		III/3	III / 2
Rated insulation voltage	[V]	1000	1000
Rated surge voltage	[kV]	8	8
General data			
Type of insulation material / insulation material group	PA / I		
Flammability rating in accordance with UL 94	V0		

## COMBICON connectors L up to 10 mm<sup>2</sup> (8 AWG)

### PCB connector, Lever Push-in connection, Pitch: 7.62 mm

LPC 6/...-ST



Dimensions	[mm]
Length [l]	48
Height [h]	24.5



#### Ordering data

No. of pos.	Type	Item No.	Pcs./ Pkt.	Width w [mm]
2	LPC 6/ 2-ST-7,62	1716921	25	17.24
3	LPC 6/ 3-ST-7,62	1716922	25	24.86
4	LPC 6/ 4-ST-7,62	1716923	25	32.48
5	LPC 6/ 5-ST-7,62	1716925	25	40.1
6	LPC 6/ 6-ST-7,62	1716926	25	47.72

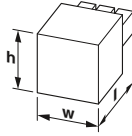


#### Technical data

Product Line	COMBICON Connectors L		
Connection system / type of contact	COMBICON PC 6 / Socket		
Locking	without		
Connection capacity			
rigid / flexible	[mm <sup>2</sup> ]	0.75 - 10 / 0.75 - 6	
Flexible with ferrules without plastic sleeve	[mm <sup>2</sup> ]	0.75 - 6	
Flexible with ferrules with plastic sleeve	[mm <sup>2</sup> ]	0.75 - 6	
Conductor cross section AWG/kcmil		18 - 8	
Stripping length	[mm]	18	
Electrical parameters			
rated current / nominal cross section	[A] / [mm <sup>2</sup> ]	41 / 6	
Surge voltage category/degree of pollution		III/3	III / 2
Rated insulation voltage	[V]	800	1000
Rated surge voltage	[kV]	8	6
General data			
Type of insulation material / insulation material group	PA GF / I		
Flammability rating in accordance with UL 94	V0		
Certification data			
Note	More detailed information on the approval data can be found on our website.		

### PCB connector, Lever Push-in connection, Pitch: 7.62 mm

LPC 6/...-STL



Dimensions	[mm]
Length [l]	48
Height [h]	27.5



#### Ordering data

No. of pos.	Type	Item No.	Pcs./ Pkt.	Width w [mm]
2	LPC 6/ 2-STL2-7,62	1716930	25	24.86
3	LPC 6/ 3-STL2-7,62	1716931	25	32.48
4	LPC 6/ 4-STL3-7,62	1716941	25	40.1
5	LPC 6/ 5-STL3-7,62	1716942	25	47.72
6	LPC 6/ 6-STL4-7,62	1716948	25	55.34



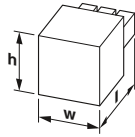
#### Technical data

Product Line	COMBICON Connectors L		
Connection system / type of contact	COMBICON PC 6 / Socket		
Locking	Self-locking flange		
Connection capacity			
rigid / flexible	[mm <sup>2</sup> ]	0.75 - 10 / 0.75 - 6	
Flexible with ferrules without plastic sleeve	[mm <sup>2</sup> ]	0.75 - 6	
Flexible with ferrules with plastic sleeve	[mm <sup>2</sup> ]	0.75 - 6	
Conductor cross section AWG/kcmil		18 - 8	
Stripping length	[mm]	18	
Electrical parameters			
rated current / nominal cross section	[A] / [mm <sup>2</sup> ]	41 / 6	
Surge voltage category/degree of pollution		III/3	III / 2
Rated insulation voltage	[V]	800	1000
Rated surge voltage	[kV]	8	6
General data			
Type of insulation material / insulation material group	PA GF / I		
Flammability rating in accordance with UL 94	V0		
Certification data			
Note	More detailed information on the approval data can be found on our website.		



PCB connector, Displacement connection, Pitch: 7.62 mm

PC 6/...-ST-BUS

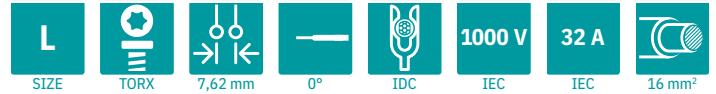


Dimensions	[mm]
Length [l]	28.75
Height [h]	58



Ordering data

No. of pos.	Type	Item No.	Pcs./ Pkt.	Width w [mm]
2	PC 6/ 2-ST-BUS-7,62	1044740	20	24.4
3	PC 6/ 3-ST-BUS-7,62	1044738	20	34.2

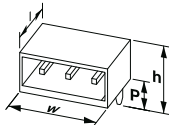


Technical data

Product Line	COMBICON Connectors L		
Connection system / type of contact	COMBICON PC 6 / Socket		
Locking	without		
Connection capacity			
rigid / flexible	[mm <sup>2</sup> ]	- / 16 -	
Conductor cross section AWG/kcmil	-		
Stripping length	[mm]	-	
Tightening torque	[Nm]	3 Nm	
Electrical parameters			
rated current / nominal cross section	[A] / [mm <sup>2</sup> ]	32 / 16	
Surge voltage category/degree of pollution		III / 2	II / 2
Rated insulation voltage	[V]	1000	1000
Rated surge voltage	[kV]	8	6
General data			
Type of insulation material / insulation material group	PA / I		
Flammability rating in accordance with UL 94	V0		
Certification data			
Note	More detailed information on the approval data can be found on our website.		

PCB headers, Pitch: 7.62 mm

PC 6/...-G-THR, Linear pinning




Dimensions	[mm]
Solder pin length [P]	2.6
Length [l]	28.2
Height [h]	15.6
Installed height	13



Ordering data

No. of pos.	Type	Item No.	Pcs./ Pkt.	Width w [mm]
2	PC 6/ 2-G-7,62 P26THR	1190486	50	15.64
3	PC 6/ 3-G-7,62 P26THR	1190487	50	23.26
4	PC 6/ 4-G-7,62 P26THR	1190490	50	30.88
5	PC 6/ 5-G-7,62 P26THR	1190492	50	38.5
6	PC 6/ 6-G-7,62 P26THR	1190494	50	46.12



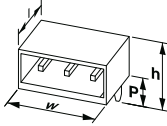
Technical data

Product Line	COMBICON Connectors L		
Connection system / type of contact	COMBICON PC 6 / Pin		
Locking	without		
Electrical parameters			
rated current / nominal cross section	[A] / [mm <sup>2</sup> ]	41 / 6	
Surge voltage category/degree of pollution		III / 2	II / 2
Rated insulation voltage	[V]	630	1000
Rated surge voltage	[kV]	6	6
General data			
Type of insulation material / insulation material group	LCP / IIIa		
Flammability rating in accordance with UL 94	V0		
Certification data			
Note	More detailed information on the approval data can be found on our website.		

# COMBICON connectors L up to 10 mm<sup>2</sup> (8 AWG)

## PCB headers, Pitch: 7.62 mm

PC 6/...-GL-THR, Linear pinning




Dimensions	[mm]
Solder pin length [P]	2.6
Length [l]	28.2
Height [h]	15.6
Installed height	13



### Ordering data

No. of pos.	Type	Item No.	Pcs./ Pkt.	Width w [mm]
2	PC 6/ 2-GL2-7,62 P26THR	1190535	50	23.26
3	PC 6/ 3-GL2-7,62 P26THR	1190538	50	30.88
4	PC 6/ 4-GL3-7,62 P26THR	1190539	50	38.5
5	PC 6/ 5-GL3-7,62 P26THR	1190540	50	46.12
6	PC 6/ 6-GL4-7,62 P26THR	1190541	50	53.74

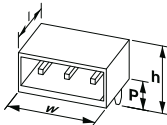


### Technical data

Product Line	COMBICON Connectors L		
Connection system / type of contact	COMBICON PC 6 / Pin		
Locking	Self-locking flange		
Electrical parameters			
rated current / nominal cross section	[A] / [mm <sup>2</sup> ]	41 / 6	
Surge voltage category/degree of pollution		III/3	II / 2
Rated insulation voltage	[V]	630	1000
Rated surge voltage	[kV]	6	6
General data			
Type of insulation material / insulation material group	LCP / IIIa		
Flammability rating in accordance with UL 94	V0		
Certification data			
Note	More detailed information on the approval data can be found on our website.		

## PCB headers, Pitch: 7.62 mm

PC 6/...-GU-THR, Linear pinning




Dimensions	[mm]
Solder pin length [P]	2.6
Length [l]	28.2
Height [h]	15.6
Installed height	13



### Ordering data

No. of pos.	Type	Item No.	Pcs./ Pkt.	Width w [mm]
2	PC 6/ 2-GU-7,62 P26THR	1192633	50	15.64
3	PC 6/ 3-GU-7,62 P26THR	1192635	50	23.26
4	PC 6/ 4-GU-7,62 P26THR	1192636	50	30.88
5	PC 6/ 5-GU-7,62 P26THR	1192638	50	38.5
6	PC 6/ 6-GU-7,62 P26THR	1192640	50	46.12

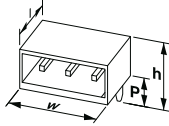


### Technical data

Product Line	COMBICON Connectors L		
Connection system / type of contact	COMBICON PC 6 / Pin		
Locking	without		
Electrical parameters			
rated current / nominal cross section	[A] / [mm <sup>2</sup> ]	41 / 6	
Surge voltage category/degree of pollution		III/3	II / 2
Rated insulation voltage	[V]	630	1000
Rated surge voltage	[kV]	6	6
General data			
Type of insulation material / insulation material group	LCP / IIIa		
Flammability rating in accordance with UL 94	V0		
Certification data			
Note	More detailed information on the approval data can be found on our website.		

PCB headers, Pitch: 7.62 mm

PC 6/...-GLU-THR, Linear pinning



Dimensions	[mm]
Solder pin length [P]	2.6
Length [l]	28.2
Height [h]	15.6
Installed height	13



Ordering data

No. of pos.	Type	Item No.	Pcs./ Pkt.	Width w [mm]
2	PC 6/ 2-GL2U-7,62 P26THR	1192646	50	23.26
3	PC 6/ 3-GL2U-7,62 P26THR	1192647	50	30.88
4	PC 6/ 4-GL3U-7,62 P26THR	1192649	50	38.5
5	PC 6/ 5-GL3U-7,62 P26THR	1192650	50	46.12
6	PC 6/ 6-GL4U-7,62 P26THR	1192653	50	53.74

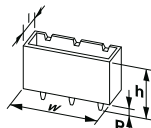


Technical data

Product Line	COMBICON Connectors L		
Connection system / type of contact	COMBICON PC 6 / Pin		
Locking	Self-locking flange		
Electrical parameters			
rated current / nominal cross section	[A] / [mm <sup>2</sup> ]	41 / 6	
Surge voltage category/degree of pollution		III/3	II / 2
Rated insulation voltage	[V]	630	1000
Rated surge voltage	[kV]	6	6
General data			
Type of insulation material / insulation material group	LCP / IIIa		
Flammability rating in accordance with UL 94	V0		
Certification data			
Note	More detailed information on the approval data can be found on our website.		

PCB headers, Pitch: 7.62 mm

PCV 6/...-G-THR, Linear pinning

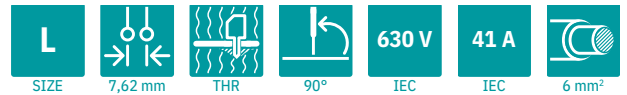


Dimensions	[mm]
Solder pin length [P]	2.6
Length [l]	13
Height [h]	30.8
Installed height	28.2



Ordering data

No. of pos.	Type	Item No.	Pcs./ Pkt.	Width w [mm]
2	PCV 6/ 2-G-7,62 P26THR	1192623	50	15.64
3	PCV 6/ 3-G-7,62 P26THR	1192625	50	23.26
4	PCV 6/ 4-G-7,62 P26THR	1192627	50	30.88
5	PCV 6/ 5-G-7,62 P26THR	1192629	50	38.5
6	PCV 6/ 6-G-7,62 P26THR	1192631	50	46.12



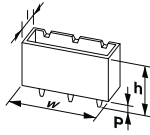
Technical data

Product Line	COMBICON Connectors L		
Connection system / type of contact	COMBICON PC 6 / Pin		
Locking	without		
Electrical parameters			
rated current / nominal cross section	[A] / [mm <sup>2</sup> ]	41 / 6	
Surge voltage category/degree of pollution		III/3	II / 2
Rated insulation voltage	[V]	630	1000
Rated surge voltage	[kV]	6	6
General data			
Type of insulation material / insulation material group	LCP / IIIa		
Flammability rating in accordance with UL 94	V0		
Certification data			
Note	More detailed information on the approval data can be found on our website.		

# COMBICON connectors L up to 10 mm<sup>2</sup> (8 AWG)

## PCB headers, Pitch: 7.62 mm

PCV 6/...-GL-THR, Linear pinning



Dimensions	[mm]
Solder pin length [P]	2.6
Length [l]	13
Height [h]	30.8
Installed height	28.2



### Ordering data

No. of pos.	Type	Item No.	Pcs./ Pkt.	Width w [mm]
2	PCV 6/ 2-GL2-7,62 P26THR	1192607	50	23.26
3	PCV 6/ 3-GL2-7,62 P26THR	1192609	50	30.88
4	PCV 6/ 4-GL3-7,62 P26THR	1192610	50	38.5
5	PCV 6/ 5-GL3-7,62 P26THR	1192613	50	46.12
6	PCV 6/ 6-GL4-7,62 P26THR	1192614	50	53.74

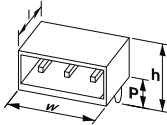


### Technical data

Product Line	COMBICON Connectors L		
Connection system / type of contact	COMBICON PC 6 / Pin		
Locking	Self-locking flange		
Electrical parameters			
rated current / nominal cross section	[A] / [mm <sup>2</sup> ]	41 / 6	
Surge voltage category/degree of pollution		III/3	II / 2
Rated insulation voltage	[V]	630	1000
Rated surge voltage	[kV]	6	6
General data			
Type of insulation material / insulation material group	LCP / IIIa		
Flammability rating in accordance with UL 94	V0		
Certification data			
Note	More detailed information on the approval data can be found on our website.		

## PCB headers, Pitch: 7.62 mm

PC 6/...-G, Linear pinning



Dimensions	[mm]
Solder pin length [P]	2.6
Length [l]	28.2
Height [h]	16.1
Installed height	13.5



### Ordering data

No. of pos.	Type	Item No.	Pcs./ Pkt.	Width w [mm]
2	PC 6/ 2-G-7,62	1054546	50	15.64
3	PC 6/ 3-G-7,62	1054547	50	23.26
4	PC 6/ 4-G-7,62	1054548	50	30.88
5	PC 6/ 5-G-7,62	1717019	50	38.5
6	PC 6/ 6-G-7,62	1717021	50	46.12

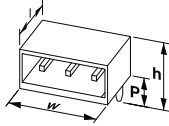



### Technical data

Product Line	COMBICON Connectors L		
Connection system / type of contact	COMBICON PC 6 / Pin		
Locking	without		
Electrical parameters			
rated current / nominal cross section	[A] / [mm <sup>2</sup> ]	41 / 6	
Surge voltage category/degree of pollution		III/3	II / 2
Rated insulation voltage	[V]	630	1000
Rated surge voltage	[kV]	6	6
General data			
Type of insulation material / insulation material group	PA GF / I		
Flammability rating in accordance with UL 94	V0		
Certification data			
Note	More detailed information on the approval data can be found on our website.		

PCB headers, Pitch: 7.62 mm

PC 6/...-GL2, Linear pinning



Dimensions	[mm]
Solder pin length [P]	2.6
Length [l]	28.2
Height [h]	16.1
Installed height	13.5



Ordering data

No. of pos.	Type	Item No.	Pcs./ Pkt.	Width w [mm]
2	PC 6/ 2-GL2-7,62	1717025	50	23.26
3	PC 6/ 3-GL2-7,62	1717027	50	30.88
4	PC 6/ 4-GL3-7,62	1717035	50	38.5
5	PC 6/ 5-GL3-7,62	1717036	50	46.12
6	PC 6/ 6-GL4-7,62	1717043	50	53.74

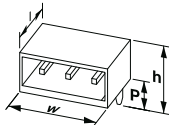


Technical data

Product Line	COMBICON Connectors L		
Connection system / type of contact	COMBICON PC 6 / Pin		
Locking	Self-locking flange		
Electrical parameters			
rated current / nominal cross section	[A] / [mm <sup>2</sup> ]	41 / 6	
Surge voltage category/degree of pollution		III/3	III / 2
Rated insulation voltage	[V]	630	630
Rated surge voltage	[kV]	6	6
General data			
Type of insulation material / insulation material group	PA GF / I		
Flammability rating in accordance with UL 94	V0		
Certification data			
Note	More detailed information on the approval data can be found on our website.		

PCB headers, Pitch: 7.62 mm

PC 6/...-GU, Linear pinning



Dimensions	[mm]
Solder pin length [P]	2.6
Length [l]	28.2
Height [h]	16.1
Installed height	13.5



Ordering data

No. of pos.	Type	Item No.	Pcs./ Pkt.	Width w [mm]
2	PC 6/ 2-GU-7,62	1136002	50	15.64
3	PC 6/ 3-GU-7,62	1055247	50	23.26
4	PC 6/ 4-GU-7,62	1055253	50	30.88
5	PC 6/ 5-GU-7,62	1136003	50	38.5
6	PC 6/ 6-GU-7,62	1136004	50	46.12



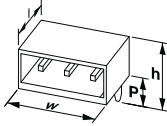

Technical data

Product Line	COMBICON Connectors L		
Connection system / type of contact	COMBICON PC 6 / Pin		
Locking	without		
Electrical parameters			
rated current / nominal cross section	[A] / [mm <sup>2</sup> ]	41 / 6	
Surge voltage category/degree of pollution		III/3	III / 2
Rated insulation voltage	[V]	630	630
Rated surge voltage	[kV]	6	6
General data			
Type of insulation material / insulation material group	PA GF / I		
Flammability rating in accordance with UL 94	V0		
Certification data			
Note	More detailed information on the approval data can be found on our website.		

# COMBICON connectors L up to 10 mm<sup>2</sup> (8 AWG)

## PCB headers, Pitch: 7.62 mm

PC 6/...-GLU, Linear pinning



Dimensions	[mm]
Solder pin length [P]	2.6
Length [l]	28.2
Height [h]	16.1
Installed height	13.5



### Ordering data

No. of pos.	Type	Item No.	Pcs./ Pkt.	Width w [mm]
2	PC 6/ 2-GL2U-7,62	1136008	50	30.88
3	PC 6/ 3-GL2U-7,62	1136011	50	38.5
4	PC 6/ 4-GL3U-7,62	1136012	50	46.12
5	PC 6/ 5-GL3U-7,62	1136013	50	53.74
6	PC 6/ 6-GL4U-7,62	1136014	50	61.36

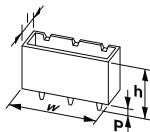


### Technical data

Product Line	COMBICON Connectors L		
Connection system / type of contact	COMBICON PC 6 / Pin		
Locking	Self-locking flange		
Electrical parameters			
rated current / nominal cross section	[A] / [mm <sup>2</sup> ]	41 / 6	
Surge voltage category/degree of pollution		III/3	II / 2
Rated insulation voltage	[V]	630	1000
Rated surge voltage	[kV]	6	6
General data			
Type of insulation material / insulation material group	PA GF / I		
Flammability rating in accordance with UL 94	V0		
Certification data			
Note	More detailed information on the approval data can be found on our website.		

## PCB headers, Pitch: 7.62 mm

PCV 6/...-G, Linear pinning



Dimensions	[mm]
Solder pin length [P]	2.6
Length [l]	13.5
Height [h]	30.8
Installed height	28.2



### Ordering data

No. of pos.	Type	Item No.	Pcs./ Pkt.	Width w [mm]
2	PCV 6/ 2-G-7,62	1131529	50	15.64
3	PCV 6/ 3-G-7,62	1131531	50	23.26
4	PCV 6/ 4-G-7,62	1131532	50	30.88
5	PCV 6/ 5-G-7,62	1131533	50	38.5
6	PCV 6/ 6-G-7,62	1131535	50	46.12

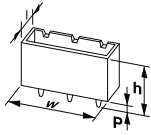


### Technical data

Product Line	COMBICON Connectors L		
Connection system / type of contact	COMBICON PC 6 / Pin		
Locking	without		
Electrical parameters			
rated current / nominal cross section	[A] / [mm <sup>2</sup> ]	41 / 6	
Surge voltage category/degree of pollution		III/3	II / 2
Rated insulation voltage	[V]	630	1000
Rated surge voltage	[kV]	6	6
General data			
Type of insulation material / insulation material group	PA GF / I		
Flammability rating in accordance with UL 94	V0		
Certification data			
Note	More detailed information on the approval data can be found on our website.		

PCB headers, Pitch: 7.62 mm

PCV 6/...-GL, Linear pinning



Dimensions	[mm]
Solder pin length [P]	2.6
Length [l]	13.5
Height [h]	30.8
Installed height	28.2



Ordering data

No. of pos.	Type	Item No.	Pcs./ Pkt.	Width w [mm]
2	PCV 6/ 2-GL2-7,62	1131777	50	23.26
3	PCV 6/ 3-GL2-7,62	1131780	50	30.88
4	PCV 6/ 4-GL3-7,62	1130867	50	38.5
5	PCV 6/ 5-GL3-7,62	1130869	50	46.12
6	PCV 6/ 6-GL4-7,62	1130862	50	53.74

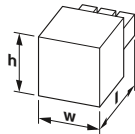


Technical data

Product Line	COMBICON Connectors L		
Connection system / type of contact	COMBICON PC 6 / Pin		
Locking	Latch mechanism/latching at position 2		
Electrical parameters			
rated current / nominal cross section	[A] / [mm <sup>2</sup> ]	41 / 6	
Surge voltage category/degree of pollution		III/3	II / 2
Rated insulation voltage	[V]	630	1000
Rated surge voltage	[kV]	6	6
General data			
Type of insulation material / insulation material group	PA GF / I		
Flammability rating in accordance with UL 94	V0		
Certification data			
Note	More detailed information on the approval data can be found on our website.		

PCB hybrid connector, Lever Push-in connection, Pitch: 7.62 mm

LPCH 6/...+4-ST



Dimensions	[mm]
Length [l]	48
Height [h]	35.65



Ordering data

No. of pos.	Type	Item No.	Pcs./ Pkt.	Width w [mm]
7	LPCH 6/ 3+4-ST-7,62	1716952	25	32.68
9	LPCH 6/ 3+6-ST-7,62	1716954	25	36.49
8	LPCH 6/ 4+4-ST-7,62	1716955	25	40.3
10	LPCH 6/ 4+6-ST-7,62	1716956	25	44.11
9	LPCH 6/ 5+4-ST-7,62	1716957	25	47.92
11	LPCH 6/ 5+6-ST-7,62	1716958	25	51.73



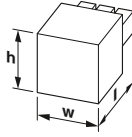
Technical data

Product Line	COMBICON Connectors L		
Connection system / type of contact	COMBICON PC 6 hybrid / Socket		
Connection capacity	Power	Signal	
Pitch	7.62	3.81	
rigid / flexible	[mm <sup>2</sup> ]	0.75 - 10 / 0.75 - 6	0.2 - 1.5 / 0.2 - 1.5
Flexible with ferrules without plastic sleeve	[mm <sup>2</sup> ]	0.75 - 6	0.25 - 1.5
Flexible with ferrules with plastic sleeve	[mm <sup>2</sup> ]	0.75 - 6	0.25 - 1
2 conductors with the same cross section flexible with TWIN ferrule and plastic sleeve	[mm <sup>2</sup> ]	-	-
Conductor cross section AWG/kcmil		-	-
Stripping length	[mm]	18 mm	10 mm
Electrical parameters			
rated current / nominal cross section	[A] / [mm <sup>2</sup> ]	41 / 6	8 / 1.5
Surge voltage category/degree of pollution		III/3	III / 2
Rated insulation voltage	[V]	800	1000
Rated surge voltage	[kV]	8	6
General data			
Type of insulation material / insulation material group	PA GF / I		PA / I
Flammability rating in accordance with UL 94	V0		V0
Certification data			
Note	More detailed information on the approval data can be found on our website.		

## COMBICON connectors L up to 10 mm<sup>2</sup> (8 AWG)

### PCB hybrid connector, Lever Push-in connection, Pitch: 7.62 mm

LPCH 6/...+4-STL



Dimensions	[mm]
Length [l]	48
Height [h]	27.5



#### Ordering data

No. of pos.	Type	Item No.	Pcs./ Pkt.	Width w [mm]
7	LPCH 6/ 3+4-STL3-7,62	1716970	25	40.3
9	LPCH 6/ 3+6-STL3-7,62	1716971	25	44.11
8	LPCH 6/ 4+4-STL4-7,62	1716987	25	47.92
10	LPCH 6/ 4+6-STL4-7,62	1716989	25	51.73
9	LPCH 6/ 5+4-STL5-7,62	1717003	25	55.54
11	LPCH 6/ 5+6-STL5-7,62	1717005	25	59.35

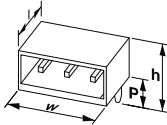


#### Technical data

Product Line		COMBICON Connectors L	
Connection system / type of contact		COMBICON PC 6 hybrid / Socket	
Connection capacity		Power	Signal
Pitch		7.62	3.81
rigid / flexible		0.75 - 10 / 0.75 - 6	0.2 - 1.5 / 0.2 - 1.5
Flexible with ferrules without plastic sleeve		0.75 - 6	0.25 - 1.5
Flexible with ferrules with plastic sleeve		0.75 - 6	0.25 - 1
2 conductors with the same cross section flexible with TWIN ferrule and plastic sleeve		-	-
Conductor cross section AWG/kcmil		-	-
Stripping length		18 mm	10 mm
Electrical parameters		Power	Signal
rated current / nominal cross section		41 / 6	8 / 1.5
Surge voltage category/degree of pollution		III/3	III / 2
Rated insulation voltage		800	1000
Rated surge voltage		8	6
General data		PA GF / I	PA / I
Type of insulation material / insulation material group		PA GF / I	PA / I
Flammability rating in accordance with UL 94		V0	V0
Certification data			
Note		More detailed information on the approval data can be found on our website.	

### PCB hybrid header, Pitch: 7.62 mm

PCH 6/...+4-G-THR, Linear pinning




Dimensions	[mm]
Solder pin length [P]	2.6
Length [l]	28.2
Height [h]	19
Installed height	16.4



#### Ordering data

No. of pos.	Type	Item No.	Pcs./ Pkt.	Width w [mm]
7	PCH 6/ 3+4-G-7,62 P26THR	1192658	50	32.04
9	PCH 6/ 3+6-G-7,62 P26THR	1192667	50	35.82
8	PCH 6/ 4+4-G-7,62 P26THR	1192659	50	39.63
10	PCH 6/ 4+6-G-7,62 P26THR	1192669	50	43.44
9	PCH 6/ 5+4-G-7,62 P26THR	1192661	50	47.25
11	PCH 6/ 5+6-G-7,62 P26THR	1192670	50	51.06



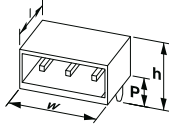
#### Technical data

Product Line		COMBICON Connectors L	
Connection system / type of contact		COMBICON PC 6 hybrid / Pin	
Pitch		7.62	3.81
Electrical parameters		Power	Signal
Rated current / conductor cross section		41 / 6	8 / 1.5
Surge voltage category/degree of pollution		III/3	III / 2
Rated insulation voltage		630	630
Rated surge voltage		6	6
General data		LCP / IIIa	LCP / IIIa
Type of insulation material / insulation material group		LCP / IIIa	LCP / IIIa
Flammability rating in accordance with UL 94		V0	V0
Certification data			
Note		More detailed information on the approval data can be found on our website.	



PCB hybrid header, Pitch: 7.62 mm

PCH 6/...+4-GL-THR, Linear pinning



Dimensions	[mm]
Solder pin length [P]	2.6
Length [l]	28.2
Height [h]	19
Installed height	16.4



Ordering data

No. of pos.	Type	Item No.	Pcs./ Pkt.	Width w [mm]
7	PCH 6/ 3+4-GL3-7,62 P26THR	1192615	50	39.63
9	PCH 6/ 3+6-GL3-7,62 P26THR	1192641	50	43.44
8	PCH 6/ 4+4-GL4-7,62 P26THR	1192616	50	47.25
10	PCH 6/ 4+6-GL4-7,62 P26THR	1192642	50	51.06
9	PCH 6/ 5+4-GL5-7,62 P26THR	1192617	50	54.87
11	PCH 6/ 5+6-GL5-7,62 P26THR	1192644	50	58.68

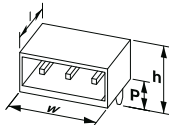



Technical data

Product Line		COMBICON Connectors L					
Connection system / type of contact		COMBICON PC 6 hybrid / Pin					
Pitch		7.62 [mm]		3.81			
Electrical parameters		Power			Signal		
Rated current / conductor cross section		41 / 6 [A] / [mm <sup>2</sup> ]		8 / 1.5			
Surge voltage category/degree of pollution		III/3	III / 2	II / 2	III/3	III / 2	II / 2
Rated insulation voltage		630 [V]		1000	160	160	250
Rated surge voltage		6 [kV]		6	2.5	2.5	2.5
General data		Type of insulation material / insulation material group			LCP / IIIa		
Flammability rating in accordance with UL 94		V0			V0		
Certification data		Note					
Note		More detailed information on the approval data can be found on our website.					

PCB hybrid header, Pitch: 7.62 mm

PCH 6/...+4-G, Linear pinning



Dimensions	[mm]
Solder pin length [P]	2.6
Length [l]	28.2
Height [h]	19
Installed height	16.4



Ordering data

No. of pos.	Type	Item No.	Pcs./ Pkt.	Width w [mm]
7	PCH 6/ 3+4-G-7,62	1717103	50	31.01
9	PCH 6/ 3+6-G-7,62	1717104	50	34.82
8	PCH 6/ 4+4-G-7,62	1717105	50	39.63
10	PCH 6/ 4+6-G-7,62	1717106	50	43.44
9	PCH 6/ 5+4-G-7,62	1717108	50	47.25
11	PCH 6/ 5+6-G-7,62	1717109	50	51.06



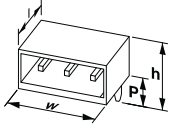

Technical data

Product Line		COMBICON Connectors L					
Connection system / type of contact		COMBICON PC 6 hybrid / Pin					
Pitch		7.62 [mm]		3.81			
Electrical parameters		Power			Signal		
Rated current / conductor cross section		41 / 6 [A] / [mm <sup>2</sup> ]		8 / 1.5			
Surge voltage category/degree of pollution		III/3	III / 2	II / 2	III/3	III / 2	II / 2
Rated insulation voltage		630 [V]		1000	160	160	320
Rated surge voltage		6 [kV]		6	2.5	2.5	2.5
General data		Type of insulation material / insulation material group			PA GF / I		
Flammability rating in accordance with UL 94		V0			V0		
Certification data		Note					
Note		More detailed information on the approval data can be found on our website.					

# COMBICON connectors L up to 10 mm<sup>2</sup> (8 AWG)

## PCB hybrid header, Pitch: 7.62 mm

PCH 6/...+4-GL, Linear pinning



Dimensions	[mm]
Solder pin length [P]	2.6
Length [l]	28.2
Height [h]	19
Installed height	16.4



### Ordering data

No. of pos.	Type	Item No.	Pcs./ Pkt.	Width w [mm]
7	PCH 6/ 3+4-GL3-7,62	1717119	50	38.63
9	PCH 6/ 3+6-GL3-7,62	1717120	50	42.44
8	PCH 6/ 4+4-GL4-7,62	1054545	50	47.25
10	PCH 6/ 4+6-GL4-7,62	1717138	50	51.06
9	PCH 6/ 5+4-GL5-7,62	1717151	50	54.87
11	PCH 6/ 5+6-GL5-7,62	1717153	50	58.68

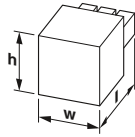


### Technical data

Product Line		COMBICON Connectors L					
Connection system / type of contact		COMBICON PC 6 hybrid / Pin					
Pitch		7.62		3.81			
Electrical parameters		Power			Signal		
Rated current / conductor cross section		41 / 6		8 / 1.5			
Surge voltage category/degree of pollution		III/3	III / 2	II / 2	III/3	III / 2	II / 2
Rated insulation voltage		[V]		630		320	
Rated surge voltage		[kV]		6		2.5	
General data		PA GF / I			PA GF / I		
Type of insulation material / insulation material group		V0		V0			
Flammability rating in accordance with UL 94		V0		V0			
Certification data		More detailed information on the approval data can be found on our website.					
Note							

PCB connector, Lever Push-in connection, Pitch: 10.16 mm

LPC 16 HC/...-ST



Dimensions	[mm]
Length [l]	56.3
Height [h]	32.2



Ordering data

No. of pos.	Type	Item No.	Pcs./ Pkt.	Width w [mm]
2	LPC 16 HC/ 2-ST-10,16	1716815	25	23.52
3	LPC 16 HC/ 3-ST-10,16	1716816	25	33.68
4	LPC 16 HC/ 4-ST-10,16	1716817	25	43.84
5	LPC 16 HC/ 5-ST-10,16	1716818	25	54
6	LPC 16 HC/ 6-ST-10,16	1716819	10	64.16

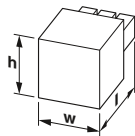


Technical data

Product Line	COMBICON Connectors XL		
Connection system / type of contact	COMBICON PC 16 advanced / Socket		
Locking	without		
Connection capacity			
rigid / flexible	[mm <sup>2</sup> ]	0.75 - 16 / 0.75 - 16	
Flexible with ferrules without plastic sleeve	[mm <sup>2</sup> ]	0.75 - 16	
Flexible with ferrules with plastic sleeve	[mm <sup>2</sup> ]	0.75 - 16	
Conductor cross section AWG/kcmil		18 - 4	
Stripping length	[mm]	18	
Electrical parameters			
rated current / nominal cross section	[A] / [mm <sup>2</sup> ]	76 / 16	
Surge voltage category/degree of pollution		III/3	III / 2
Rated insulation voltage	[V]	1000	1000
Rated surge voltage	[kV]	8	6
General data			
Type of insulation material / insulation material group	PA / I		
Flammability rating in accordance with UL 94	V0		
Certification data			
Note	More detailed information on the approval data can be found on our website.		

PCB connector, Lever Push-in connection, Pitch: 10.16 mm

LPC 16 HC/...-STL




Dimensions	[mm]
Length [l]	56.3
Height [h]	32.2



Ordering data

No. of pos.	Type	Item No.	Pcs./ Pkt.	Width w [mm]
2	LPC 16 HC/ 2-STL2-10,16	1716824	25	33.68
3	LPC 16 HC/ 3-STL2-10,16	1716825	25	43.84
4	LPC 16 HC/ 4-STL3-10,16	1716834	25	54
5	LPC 16 HC/ 5-STL3-10,16	1716835	25	64.16
6	LPC 16 HC/ 6-STL4-10,16	1716841	10	74.32



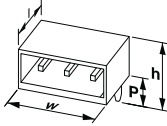
Technical data

Product Line	COMBICON Connectors XL		
Connection system / type of contact	COMBICON PC 16 advanced / Socket		
Locking	Self-locking flange		
Connection capacity			
rigid / flexible	[mm <sup>2</sup> ]	0.75 - 16 / 0.75 - 16	
Flexible with ferrules without plastic sleeve	[mm <sup>2</sup> ]	0.75 - 16	
Flexible with ferrules with plastic sleeve	[mm <sup>2</sup> ]	0.75 - 16	
Conductor cross section AWG/kcmil		18 - 4	
Stripping length	[mm]	18	
Electrical parameters			
rated current / nominal cross section	[A] / [mm <sup>2</sup> ]	76 / 16	
Surge voltage category/degree of pollution		III/3	III / 2
Rated insulation voltage	[V]	1000	1000
Rated surge voltage	[kV]	8	6
General data			
Type of insulation material / insulation material group	PA / I		
Flammability rating in accordance with UL 94	V0		
Certification data			
Note	More detailed information on the approval data can be found on our website.		

## COMBICON connectors L up to 16 mm<sup>2</sup> (6 AWG)

### PCB headers, Pitch: 10.16 mm

PC 16 HC/...G, Linear pinning



Dimensions	[mm]
Solder pin length [P]	4
Length [l]	32.9
Height [h]	27.6
Installed height	23.6



#### Ordering data

No. of pos.	Type	Item No.	Pcs./ Pkt.	Width w [mm]
2	PC 16 HC/ 2-G-10,16	1716846	25	21.56
3	PC 16 HC/ 3-G-10,16	1716847	25	31.72
4	PC 16 HC/ 4-G-10,16	1716848	25	41.88
5	PC 16 HC/ 5-G-10,16	1716850	25	52.04
6	PC 16 HC/ 6-G-10,16	1716851	10	62.2

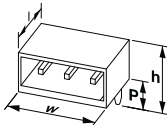


#### Technical data

Product Line	COMBICON Connectors XL		
Connection system / type of contact	COMBICON PC 16 advanced / Pin		
Locking	without		
Electrical parameters			
rated current / nominal cross section	[A] / [mm <sup>2</sup> ]	76 / 16	
Surge voltage category/degree of pollution		III/3	II / 2
Rated insulation voltage	[V]	1000	1000
Rated surge voltage	[kV]	8	6
General data			
Type of insulation material / insulation material group	PA / I		
Flammability rating in accordance with UL 94	V0		
Certification data			
Note	More detailed information on the approval data can be found on our website.		

### PCB headers, Pitch: 10.16 mm

PC 16 HC/...GL2, Linear pinning



Dimensions	[mm]
Solder pin length [P]	4
Length [l]	32.9
Height [h]	27.6
Installed height	23.6



#### Ordering data

No. of pos.	Type	Item No.	Pcs./ Pkt.	Width w [mm]
2	PC 16 HC/ 2-GL2-10,16	1716857	25	31.72
3	PC 16 HC/ 3-GL2-10,16	1716858	25	41.88
4	PC 16 HC/ 4-GL3-10,16	1716866	25	52.04
5	PC 16 HC/ 5-GL3-10,16	1716867	25	62.2
6	PC 16 HC/ 6-GL4-10,16	1716874	10	72.36

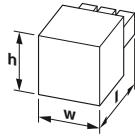


#### Technical data

Product Line	COMBICON Connectors XL		
Connection system / type of contact	COMBICON PC 16 advanced / Pin		
Locking	Self-locking flange		
Electrical parameters			
rated current / nominal cross section	[A] / [mm <sup>2</sup> ]	76 / 16	
Surge voltage category/degree of pollution		III/3	II / 2
Rated insulation voltage	[V]	1000	1000
Rated surge voltage	[kV]	8	6
General data			
Type of insulation material / insulation material group	PA / I		
Flammability rating in accordance with UL 94	V0		
Certification data			
Note	More detailed information on the approval data can be found on our website.		

PCB connector, Screw connection with tension sleeve, Pitch: 10.16 mm

PC 16/...-ST



Dimensions	[mm]
Length [l]	41.5
Height [h]	27.8



Ordering data

No. of pos.	Type	Item No.	Pcs./ Pkt.	Width w [mm]
2	PC 16/ 2-ST-10,16	1967375	25	20.16
3	PC 16/ 3-ST-10,16	1967388	25	30.32
4	PC 16/ 4-ST-10,16	1967391	25	40.48
5	PC 16/ 5-ST-10,16	1967401	25	50.64
6	PC 16/ 6-ST-10,16	1967414	25	60.8
7	PC 16/ 7-ST-10,16	1967427	25	70.96
8	PC 16/ 8-ST-10,16	1967430	25	81.12
9	PC 16/ 9-ST-10,16	1967443	25	91.28

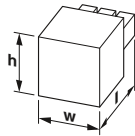


Technical data

Product Line	COMBICON Connectors XL		
Connection system / type of contact	COMBICON PC 16 / Socket		
Locking	without		
Connection capacity			
rigid / flexible	[mm <sup>2</sup> ]	0.75 - 16 / 0.75 - 16	
Flexible with ferrules without plastic sleeve	[mm <sup>2</sup> ]	0.5 - 16	
Flexible with ferrules with plastic sleeve	[mm <sup>2</sup> ]	0.5 - 10	
2 conductors with same cross section solid / stranded	[mm <sup>2</sup> ]	0.75 - 6 / 0.75 - 6	
2 conductors with same cross section, stranded, with ferrule without plastic sleeve	[mm <sup>2</sup> ]	0.5 - 4	
Conductor cross section AWG/kcmil		18 - 6	
Stripping length	[mm]	12	
Tightening torque	[Nm]	1.7 - 1.8 Nm	
Electrical parameters			
rated current / nominal cross section	[A] / [mm <sup>2</sup> ]	76 / 16	
Surge voltage category/degree of pollution		III/3	III / 2
Rated insulation voltage	[V]	1000	1000
Rated surge voltage	[kV]	8	8
General data			
Type of insulation material / insulation material group	PA / I		
Flammability rating in accordance with UL 94	V0		
Certification data			
Note	More detailed information on the approval data can be found on our website.		

PCB connector, Screw connection with tension sleeve, Pitch: 10.16 mm

PC 16/...-STF



Dimensions	[mm]
Length [l]	41.5
Height [h]	27.8



Ordering data

No. of pos.	Type	Item No.	Pcs./ Pkt.	Width w [mm]
2	PC 16/ 2-STF-10,16	1967456	25	38.08
3	PC 16/ 3-STF-10,16	1967469	25	48.24
4	PC 16/ 4-STF-10,16	1967472	25	58.4
5	PC 16/ 5-STF-10,16	1967485	25	68.56
6	PC 16/ 6-STF-10,16	1967498	25	78.72
7	PC 16/ 7-STF-10,16	1967508	25	88.88
8	PC 16/ 8-STF-10,16	1967511	25	99.04
9	PC 16/ 9-STF-10,16	1967524	25	109.2



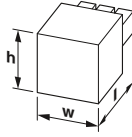
Technical data

Product Line	COMBICON Connectors XL		
Connection system / type of contact	COMBICON PC 16 / Socket		
Locking	Screw flange		
Connection capacity			
rigid / flexible	[mm <sup>2</sup> ]	0.75 - 16 / 0.75 - 16	
Flexible with ferrules without plastic sleeve	[mm <sup>2</sup> ]	0.5 - 16	
Flexible with ferrules with plastic sleeve	[mm <sup>2</sup> ]	0.5 - 10	
2 conductors with same cross section solid / stranded	[mm <sup>2</sup> ]	0.75 - 6 / 0.75 - 6	
2 conductors with same cross section, stranded, with ferrule without plastic sleeve	[mm <sup>2</sup> ]	0.5 - 4	
Conductor cross section AWG/kcmil		18 - 6	
Stripping length	[mm]	12	
Tightening torque	[Nm]	1.7 - 1.8 Nm	
Electrical parameters			
rated current / nominal cross section	[A] / [mm <sup>2</sup> ]	76 / 16	
Surge voltage category/degree of pollution		III/3	III / 2
Rated insulation voltage	[V]	1000	1000
Rated surge voltage	[kV]	8	8
General data			
Type of insulation material / insulation material group	PA / I		
Flammability rating in accordance with UL 94	V0		
Certification data			
Note	More detailed information on the approval data can be found on our website.		

# COMBICON connectors L up to 16 mm<sup>2</sup> (6 AWG)

## PCB connector, Screw connection with tension sleeve, Pitch: 10.16 mm

PC 16/...-STF-SH



Dimensions	[mm]
Length [l]	89.8
Height [h]	29.1



### Ordering data

No. of pos.	Type	Item No.	Pcs./ Pkt.	Width w [mm]
4	PC 16/ 4-STF-SH-10,16	1970359	25	58.4
3	PC 16/ 3-STF-SH-10,16	1737530	25	48.24

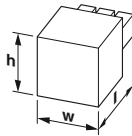


### Technical data

Product Line	COMBICON Connectors XL		
Connection system / type of contact	COMBICON PC 16 / Socket		
Locking	Screw flange		
Connection capacity			
rigid / flexible	[mm <sup>2</sup> ]	0.75 - 16 / 0.75 - 16	
Flexible with ferrules without plastic sleeve	[mm <sup>2</sup> ]	0.5 - 16	
Flexible with ferrules with plastic sleeve	[mm <sup>2</sup> ]	0.5 - 10	
2 conductors with same cross section solid / stranded	[mm <sup>2</sup> ]	0.75 - 6 / 0.75 - 6	
2 conductors with same cross section, stranded, with ferrule without plastic sleeve	[mm <sup>2</sup> ]	0.5 - 4	
Conductor cross section AWG/kcmil	18 - 6		
Stripping length	[mm]	12	
Tightening torque	[Nm]	1.7 - 1.8 Nm	
Electrical parameters			
rated current / nominal cross section	[A] / [mm <sup>2</sup> ]	76 / 16	
Surge voltage category/degree of pollution		III/3	III / 2
Rated insulation voltage	[V]	1000	1000
Rated surge voltage	[kV]	8	8
General data			
Type of insulation material / insulation material group	PA / I		
Flammability rating in accordance with UL 94	V0		
Certification data			
Note	More detailed information on the approval data can be found on our website.		

## PCB connector, Screw connection with tension sleeve, Pitch: 10.16 mm

TPC 16/...-ST



Dimensions	[mm]
Length [l]	54.9
Height [h]	51.4



### Ordering data

No. of pos.	Type	Item No.	Pcs./ Pkt.	Width w [mm]
2	TPC 16/ 2-ST-10,16	1715170	20	20.16
3	TPC 16/ 3-ST-10,16	1715183	20	30.32
4	TPC 16/ 4-ST-10,16	1715196	20	40.48
5	TPC 16/ 5-ST-10,16	1715206	20	50.64
6	TPC 16/ 6-ST-10,16	1715219	20	60.8
7	TPC 16/ 7-ST-10,16	1715222	20	70.96
8	TPC 16/ 8-ST-10,16	1715235	20	81.12
9	TPC 16/ 9-ST-10,16	1715248	20	91.28

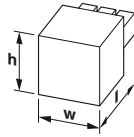


### Technical data

Product Line	COMBICON Connectors XL		
Connection system / type of contact	COMBICON PC 16 / Socket		
Locking	without		
Connection capacity			
rigid / flexible	[mm <sup>2</sup> ]	0.75 - 16 / 0.75 - 16	
Flexible with ferrules without plastic sleeve	[mm <sup>2</sup> ]	0.5 - 16	
Flexible with ferrules with plastic sleeve	[mm <sup>2</sup> ]	0.5 - 16	
2 conductors with same cross section solid / stranded	[mm <sup>2</sup> ]	0.75 - 6 / 0.75 - 6	
2 conductors with same cross section, stranded, with ferrule without plastic sleeve	[mm <sup>2</sup> ]	0.5 - 4	
Conductor cross section AWG/kcmil	18 - 6		
Stripping length	[mm]	18	
Tightening torque	[Nm]	1.7 - 1.8 Nm	
Electrical parameters			
rated current / nominal cross section	[A] / [mm <sup>2</sup> ]	76 / 16	
Surge voltage category/degree of pollution		III/3	III / 2
Rated insulation voltage	[V]	1000	1000
Rated surge voltage	[kV]	8	8
General data			
Type of insulation material / insulation material group	PA / I		
Flammability rating in accordance with UL 94	V0		
Certification data			
Note	More detailed information on the approval data can be found on our website.		

PCB connector, Screw connection with tension sleeve, Pitch: 10.16 mm

TPC 16/...STF



Dimensions	[mm]
Length [l]	51.4
Height [h]	54.9



Ordering data

No. of pos.	Type	Item No.	Pcs./ Pkt.	Width w [mm]
2	TPC 16/ 2-STF-10,16	1715251	20	38.08
3	TPC 16/ 3-STF-10,16	1715264	20	48.24
4	TPC 16/ 4-STF-10,16	1715277	20	58.4
5	TPC 16/ 5-STF-10,16	1715280	20	68.56
6	TPC 16/ 6-STF-10,16	1715293	20	78.72
7	TPC 16/ 7-STF-10,16	1715303	20	88.88
8	TPC 16/ 8-STF-10,16	1715316	20	99.04
9	TPC 16/ 9-STF-10,16	1715329	20	109.2

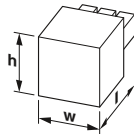


Technical data

Product Line	COMBICON Connectors XL		
Connection system / type of contact	COMBICON PC 16 / Socket		
Locking	Screw flange		
Connection capacity			
rigid / flexible	[mm <sup>2</sup> ]	0.75 - 16 / 0.75 - 16	
Flexible with ferrules without plastic sleeve	[mm <sup>2</sup> ]	0.5 - 16	
Flexible with ferrules with plastic sleeve	[mm <sup>2</sup> ]	0.5 - 16	
2 conductors with same cross section solid / stranded	[mm <sup>2</sup> ]	0.75 - 6 / 0.75 - 6	
2 conductors with same cross section, stranded, with ferrule without plastic sleeve	[mm <sup>2</sup> ]	0.5 - 4	
Conductor cross section AWG/kcmil		18 - 6	
Stripping length	[mm]	18	
Tightening torque	[Nm]	1.7 - 1.8 Nm	
Electrical parameters			
rated current / nominal cross section	[A] / [mm <sup>2</sup> ]	76 / 16	
Surge voltage category/degree of pollution		III/3	III / 2
Rated insulation voltage	[V]	1000	1000
Rated surge voltage	[kV]	8	8
General data			
Type of insulation material / insulation material group	PA / I		
Flammability rating in accordance with UL 94	V0		
Certification data			
Note	More detailed information on the approval data can be found on our website.		

PCB connector, Screw connection with tension sleeve, Pitch: 10.16 mm

IPC 16/...ST



Dimensions	[mm]
Length [l]	44.1
Height [h]	27.8



Ordering data

No. of pos.	Type	Item No.	Pcs./ Pkt.	Width w [mm]
2	IPC 16/ 2-ST-10,16	1969373	25	23.36
3	IPC 16/ 3-ST-10,16	1969386	25	33.52
4	IPC 16/ 4-ST-10,16	1969399	25	43.68
5	IPC 16/ 5-ST-10,16	1969409	25	53.84
6	IPC 16/ 6-ST-10,16	1969412	25	64
7	IPC 16/ 7-ST-10,16	1969425	25	74.16
8	IPC 16/ 8-ST-10,16	1969438	25	84.32
9	IPC 16/ 9-ST-10,16	1969441	25	94.48



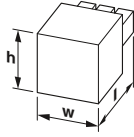
Technical data

Product Line	COMBICON Connectors XL		
Connection system / type of contact	COMBICON PC 16 / Pin		
Locking	without		
Connection capacity			
rigid / flexible	[mm <sup>2</sup> ]	0.75 - 16 / 0.75 - 16	
Flexible with ferrules without plastic sleeve	[mm <sup>2</sup> ]	0.5 - 16	
Flexible with ferrules with plastic sleeve	[mm <sup>2</sup> ]	0.5 - 10	
2 conductors with same cross section solid / stranded	[mm <sup>2</sup> ]	0.75 - 6 / 0.75 - 6	
2 conductors with same cross section, stranded, with ferrule without plastic sleeve	[mm <sup>2</sup> ]	0.5 - 4	
Conductor cross section AWG/kcmil		18 - 6	
Stripping length	[mm]	12	
Tightening torque	[Nm]	1.7 - 1.8 Nm	
Electrical parameters			
rated current / nominal cross section	[A] / [mm <sup>2</sup> ]	76 / 16	
Surge voltage category/degree of pollution		III/3	III / 2
Rated insulation voltage	[V]	1000	1000
Rated surge voltage	[kV]	8	8
General data			
Type of insulation material / insulation material group	PA / I		
Flammability rating in accordance with UL 94	V0		
Certification data			
Note	More detailed information on the approval data can be found on our website.		

# COMBICON connectors L up to 16 mm<sup>2</sup> (6 AWG)

## PCB connector, Screw connection with tension sleeve, Pitch: 10.16 mm

IPC 16/...-STF



Dimensions	[mm]
Length [l]	44.1
Height [h]	27.8



### Ordering data

No. of pos.	Type	Item No.	Pcs./ Pkt.	Width w [mm]
2	IPC 16/ 2-STF-10,16	1969454	25	38.08
3	IPC 16/ 3-STF-10,16	1969467	25	48.24
4	IPC 16/ 4-STF-10,16	1969470	25	58.4
5	IPC 16/ 5-STF-10,16	1969483	25	68.56
6	IPC 16/ 6-STF-10,16	1969496	25	78.72
7	IPC 16/ 7-STF-10,16	1969506	25	88.88
8	IPC 16/ 8-STF-10,16	1969519	25	99.04
9	IPC 16/ 9-STF-10,16	1969522	25	109.2

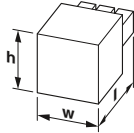


### Technical data

Product Line	COMBICON Connectors XL		
Connection system / type of contact	COMBICON PC 16 / Pin		
Locking	Screw flange		
Connection capacity			
rigid / flexible	[mm <sup>2</sup> ]	0.75 - 16 / 0.75 - 16	
Flexible with ferrules without plastic sleeve	[mm <sup>2</sup> ]	0.5 - 16	
Flexible with ferrules with plastic sleeve	[mm <sup>2</sup> ]	0.5 - 10	
2 conductors with same cross section solid / stranded	[mm <sup>2</sup> ]	0.75 - 6 / 0.75 - 6	
2 conductors with same cross section, stranded, with ferrule without plastic sleeve	[mm <sup>2</sup> ]	0.5 - 4	
Conductor cross section AWG/kcmil	18 - 6		
Stripping length	[mm]	12	
Tightening torque	[Nm]	1.7 - 1.8 Nm	
Electrical parameters			
rated current / nominal cross section	[A] / [mm <sup>2</sup> ]	76 / 16	
Surge voltage category/degree of pollution		III/3	III / 2
Rated insulation voltage	[V]	1000	1000
Rated surge voltage	[kV]	8	8
General data			
Type of insulation material / insulation material group	PA / I		
Flammability rating in accordance with UL 94	V0		
Certification data			
Note	More detailed information on the approval data can be found on our website.		

## PCB connector, Screw connection with tension sleeve, Pitch: 10.16 mm

IPC 16/...-STF-SH



Dimensions	[mm]
Length [l]	94.05
Height [h]	29.05



### Ordering data

No. of pos.	Type	Item No.	Pcs./ Pkt.	Width w [mm]
4	IPC 16/ 4-STF-SH-10,16	1970346	25	58.4
3	IPC 16/ 3-STF-SH-10,16	1737323	25	48.24



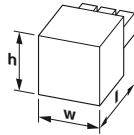
### Technical data

Product Line	COMBICON Connectors XL		
Connection system / type of contact	COMBICON PC 16 / Pin		
Locking	Screw flange		
Connection capacity			
rigid / flexible	[mm <sup>2</sup> ]	0.75 - 16 / 0.75 - 16	
Flexible with ferrules without plastic sleeve	[mm <sup>2</sup> ]	0.5 - 16	
Flexible with ferrules with plastic sleeve	[mm <sup>2</sup> ]	0.5 - 10	
2 conductors with same cross section solid / stranded	[mm <sup>2</sup> ]	0.75 - 6 / 0.75 - 6	
2 conductors with same cross section, stranded, with ferrule without plastic sleeve	[mm <sup>2</sup> ]	0.5 - 4	
Conductor cross section AWG/kcmil	18 - 6		
Stripping length	[mm]	12	
Tightening torque	[Nm]	1.7 - 1.8 Nm	
Electrical parameters			
rated current / nominal cross section	[A] / [mm <sup>2</sup> ]	76 / 16	
Surge voltage category/degree of pollution		III/3	III / 2
Rated insulation voltage	[V]	1000	1000
Rated surge voltage	[kV]	8	8
General data			
Type of insulation material / insulation material group	PA / I		
Flammability rating in accordance with UL 94	V0		
Certification data			
Note	More detailed information on the approval data can be found on our website.		



PCB connector, Screw connection with tension sleeve, Pitch: 10.16 mm

IPC 16/...STGF



Dimensions	[mm]
Length [l]	44.1
Height [h]	27.8



Ordering data

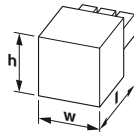
No. of pos.	Type	Item No.	Pcs./ Pkt.	Width w [mm]
2	IPC 16/ 2-STGF-10,16	1975817	25	38.08
3	IPC 16/ 3-STGF-10,16	1975820	25	48.24
4	IPC 16/ 4-STGF-10,16	1975833	25	58.4
5	IPC 16/ 5-STGF-10,16	1975846	25	68.56
6	IPC 16/ 6-STGF-10,16	1975859	25	78.72
7	IPC 16/ 7-STGF-10,16	1975862	25	88.88
8	IPC 16/ 8-STGF-10,16	1975875	25	99.04
9	IPC 16/ 9-STGF-10,16	1975888	25	109.2

Technical data

Product Line	COMBICON Connectors XL		
Connection system / type of contact	COMBICON PC 16 / Pin		
Locking	Threaded flange		
Connection capacity			
rigid / flexible	[mm <sup>2</sup> ]	0.75 - 16 / 0.75 - 16	
Flexible with ferrules without plastic sleeve	[mm <sup>2</sup> ]	0.5 - 16	
Flexible with ferrules with plastic sleeve	[mm <sup>2</sup> ]	0.5 - 10	
2 conductors with same cross section solid / stranded	[mm <sup>2</sup> ]	0.75 - 6 / 0.75 - 6	
2 conductors with same cross section, stranded, with ferrule without plastic sleeve	[mm <sup>2</sup> ]	0.5 - 4	
Conductor cross section AWG/kcmil		18 - 6	
Stripping length	[mm]	12	
Tightening torque	[Nm]	1.7 - 1.8 Nm	
Electrical parameters			
rated current / nominal cross section	[A] / [mm <sup>2</sup> ]	76 / 16	
Surge voltage category/degree of pollution		III/3	III / 2
Rated insulation voltage	[V]	1000	1000
Rated surge voltage	[kV]	8	8
General data			
Type of insulation material / insulation material group	PA / I		
Flammability rating in accordance with UL 94	V0		
Certification data			
Note	More detailed information on the approval data can be found on our website.		

PCB connector, Screw connection with tension sleeve, Pitch: 10.16 mm

IPC 16/...STGF-SH



Dimensions	[mm]
Length [l]	94.1
Height [h]	27.8



Ordering data

No. of pos.	Type	Item No.	Pcs./ Pkt.	Width w [mm]
4	IPC 16/ 4-STGF-SH-10,16	1975891	25	58.4

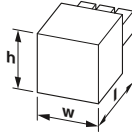
Technical data

Product Line	COMBICON Connectors XL		
Connection system / type of contact	COMBICON PC 16 / Pin		
Locking	Threaded flange		
Connection capacity			
rigid / flexible	[mm <sup>2</sup> ]	0.75 - 16 / 0.75 - 16	
Flexible with ferrules without plastic sleeve	[mm <sup>2</sup> ]	0.5 - 16	
Flexible with ferrules with plastic sleeve	[mm <sup>2</sup> ]	0.5 - 10	
2 conductors with same cross section solid / stranded	[mm <sup>2</sup> ]	0.75 - 6 / 0.75 - 6	
2 conductors with same cross section, stranded, with ferrule without plastic sleeve	[mm <sup>2</sup> ]	0.5 - 4	
Conductor cross section AWG/kcmil		18 - 6	
Stripping length	[mm]	12	
Tightening torque	[Nm]	1.7 - 1.8 Nm	
Electrical parameters			
rated current / nominal cross section	[A] / [mm <sup>2</sup> ]	76 / 16	
Surge voltage category/degree of pollution		III/3	III / 2
Rated insulation voltage	[V]	1000	1000
Rated surge voltage	[kV]	8	8
General data			
Type of insulation material / insulation material group	PA / I		
Flammability rating in accordance with UL 94	V0		
Certification data			
Note	More detailed information on the approval data can be found on our website.		

## COMBICON connectors L up to 16 mm<sup>2</sup> (6 AWG)

### PCB connector, Push-in spring connection, Pitch: 10.16 mm

SPC 16/...-ST



Dimensions	[mm]
Length [l]	44.5
Height [h]	25.1



#### Ordering data

No. of pos.	Type	Item No.	Pcs./ Pkt.	Width w [mm]
2	SPC 16/ 2-ST-10,16	1711268	50	20.32
3	SPC 16/ 3-ST-10,16	1711271	50	30.48
4	SPC 16/ 4-ST-10,16	1711284	50	40.64
5	SPC 16/ 5-ST-10,16	1711297	50	50.8
6	SPC 16/ 6-ST-10,16	1711307	50	60.96
7	SPC 16/ 7-ST-10,16	1711310	50	71.12
8	SPC 16/ 8-ST-10,16	1711323	50	81.28
9	SPC 16/ 9-ST-10,16	1711336	50	91.44

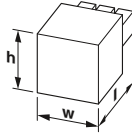


#### Technical data

Product Line	COMBICON Connectors XL		
Connection system / type of contact	COMBICON PC 16 / Socket		
Locking	without		
Connection capacity			
rigid / flexible	[mm <sup>2</sup> ]	0.75 - 16 / 0.75 - 16	
Flexible with ferrules without plastic sleeve	[mm <sup>2</sup> ]	0.75 - 16	
Flexible with ferrules with plastic sleeve	[mm <sup>2</sup> ]	0.75 - 10	
Conductor cross section AWG/kcmil		18 - 4	
Stripping length	[mm]	18	
Electrical parameters			
rated current / nominal cross section	[A] / [mm <sup>2</sup> ]	76 / 16	
Surge voltage category/degree of pollution		III/3	III / 2 II / 2
Rated insulation voltage	[V]	1000	1000 1000
Rated surge voltage	[kV]	8	8 6
General data			
Type of insulation material / insulation material group	PA / I		
Flammability rating in accordance with UL 94	V0		
Certification data			
Note	More detailed information on the approval data can be found on our website.		

### PCB connector, Push-in spring connection, Pitch: 10.16 mm

SPC 16/...-STF



Dimensions	[mm]
Length [l]	44.5
Height [h]	25.1



#### Ordering data

No. of pos.	Type	Item No.	Pcs./ Pkt.	Width w [mm]
2	SPC 16/ 2-STF-10,16	1711378	50	38.08
3	SPC 16/ 3-STF-10,16	1711381	50	48.24
4	SPC 16/ 4-STF-10,16	1711394	50	58.4
5	SPC 16/ 5-STF-10,16	1711404	50	68.56
6	SPC 16/ 6-STF-10,16	1711417	50	78.72
7	SPC 16/ 7-STF-10,16	1711420	50	88.88
8	SPC 16/ 8-STF-10,16	1711433	50	99.04
9	SPC 16/ 9-STF-10,16	1711446	50	109.2

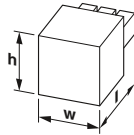


#### Technical data

Product Line	COMBICON Connectors XL		
Connection system / type of contact	COMBICON PC 16 / Socket		
Locking	Screw flange		
Connection capacity			
rigid / flexible	[mm <sup>2</sup> ]	0.75 - 16 / 0.75 - 16	
Flexible with ferrules without plastic sleeve	[mm <sup>2</sup> ]	0.75 - 16	
Flexible with ferrules with plastic sleeve	[mm <sup>2</sup> ]	0.75 - 10	
Conductor cross section AWG/kcmil		18 - 4	
Stripping length	[mm]	18	
Electrical parameters			
rated current / nominal cross section	[A] / [mm <sup>2</sup> ]	76 / 16	
Surge voltage category/degree of pollution		III/3	III / 2 II / 2
Rated insulation voltage	[V]	1000	1000 1000
Rated surge voltage	[kV]	8	8 6
General data			
Type of insulation material / insulation material group	PA / I		
Flammability rating in accordance with UL 94	V0		
Certification data			
Note	More detailed information on the approval data can be found on our website.		

PCB connector, Push-in spring connection, Pitch: 10.16 mm

SPC 16/...-STF-SH



Dimensions	[mm]
Length [l]	96.6
Height [h]	25.1



Ordering data

No. of pos.	Type	Item No.	Pcs./ Pkt.	Width w [mm]
4	SPC 16/ 4-STF-SH-10,16	1711488	50	58.4

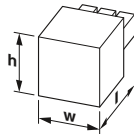


Technical data

Product Line	COMBICON Connectors XL		
Connection system / type of contact	COMBICON PC 16 / Socket		
Locking	Screw flange		
Connection capacity			
rigid / flexible	[mm <sup>2</sup> ]	0.75 - 16 / 0.75 - 16	
Flexible with ferrules without plastic sleeve	[mm <sup>2</sup> ]	0.75 - 16	
Flexible with ferrules with plastic sleeve	[mm <sup>2</sup> ]	0.75 - 10	
Conductor cross section AWG/kcmil		18 - 4	
Stripping length	[mm]	18	
Electrical parameters			
rated current / nominal cross section	[A] / [mm <sup>2</sup> ]	76 / 16	
Surge voltage category/degree of pollution		III/3	III / 2
Rated insulation voltage	[V]	1000	1000
Rated surge voltage	[kV]	8	8
General data			
Type of insulation material / insulation material group	PA / I		
Flammability rating in accordance with UL 94	V0		
Certification data			
Note	More detailed information on the approval data can be found on our website.		

PCB connector, Push-in spring connection, Pitch: 10.16 mm

ISPC 16/...-ST



Dimensions	[mm]
Length [l]	45.1
Height [h]	25.1



Ordering data

No. of pos.	Type	Item No.	Pcs./ Pkt.	Width w [mm]
2	ISPC 16/ 2-ST-10,16	1748545	50	23.36
3	ISPC 16/ 3-ST-10,16	1748558	50	30.48
4	ISPC 16/ 4-ST-10,16	1748561	50	43.68
5	ISPC 16/ 5-ST-10,16	1748574	50	53.84
6	ISPC 16/ 6-ST-10,16	1748587	50	64
7	ISPC 16/ 7-ST-10,16	1748590	50	74.16
8	ISPC 16/ 8-ST-10,16	1748600	50	84.32
9	ISPC 16/ 9-ST-10,16	1748613	50	94.48



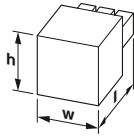
Technical data

Product Line	COMBICON Connectors XL		
Connection system / type of contact	COMBICON PC 16 / Pin		
Locking	without		
Connection capacity			
rigid / flexible	[mm <sup>2</sup> ]	0.75 - 16 / 0.75 - 16	
Flexible with ferrules without plastic sleeve	[mm <sup>2</sup> ]	0.75 - 16	
Flexible with ferrules with plastic sleeve	[mm <sup>2</sup> ]	0.75 - 10	
2 conductors with same cross section solid / stranded	[mm <sup>2</sup> ]	0.75 - 6 / 0.75 - 6	
Conductor cross section AWG/kcmil		18 - 4	
Stripping length	[mm]	18	
Electrical parameters			
rated current / nominal cross section	[A] / [mm <sup>2</sup> ]	76 / 16	
Surge voltage category/degree of pollution		III/3	III / 2
Rated insulation voltage	[V]	1000	1000
Rated surge voltage	[kV]	8	8
General data			
Type of insulation material / insulation material group	PA / I		
Flammability rating in accordance with UL 94	V0		
Certification data			
Note	More detailed information on the approval data can be found on our website.		

## COMBICON connectors L up to 16 mm<sup>2</sup> (6 AWG)

### PCB connector, Push-in spring connection, Pitch: 10.16 mm

ISPC 16/...STF



Dimensions	[mm]
Length [l]	45.1
Height [h]	25.1



#### Ordering data

No. of pos.	Type	Item No.	Pcs./ Pkt.	Width w [mm]
2	ISPC 16/ 2-STF-10,16	1748626	50	38.08
3	ISPC 16/ 3-STF-10,16	1748639	50	48.24
4	ISPC 16/ 4-STF-10,16	1748642	50	58.4
5	ISPC 16/ 5-STF-10,16	1748655	50	68.56
6	ISPC 16/ 6-STF-10,16	1748668	50	78.72
7	ISPC 16/ 7-STF-10,16	1748671	50	88.88
8	ISPC 16/ 8-STF-10,16	1748684	50	99.04
9	ISPC 16/ 9-STF-10,16	1748697	50	109.2

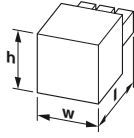


#### Technical data

Product Line	COMBICON Connectors XL		
Connection system / type of contact	COMBICON PC 16 / Pin		
Locking	Screw flange		
Connection capacity			
rigid / flexible	[mm <sup>2</sup> ]	0.75 - 16 / 0.75 - 16	
Flexible with ferrules without plastic sleeve	[mm <sup>2</sup> ]	0.75 - 16	
Flexible with ferrules with plastic sleeve	[mm <sup>2</sup> ]	0.75 - 10	
Conductor cross section AWG/kcmil		18 - 4	
Stripping length	[mm]	18	
Electrical parameters			
rated current / nominal cross section	[A] / [mm <sup>2</sup> ]	76 / 16	
Surge voltage category/degree of pollution		III/3	III / 2 II / 2
Rated insulation voltage	[V]	1000	1000 1000
Rated surge voltage	[kV]	8	8 6
General data			
Type of insulation material / insulation material group	PA / I		
Flammability rating in accordance with UL 94	V0		
Certification data			
Note	More detailed information on the approval data can be found on our website.		

### PCB connector, Push-in spring connection, Pitch: 10.16 mm

ISPC 16/...STGF



Dimensions	[mm]
Length [l]	45.1
Height [h]	25.1



#### Ordering data

No. of pos.	Type	Item No.	Pcs./ Pkt.	Width w [mm]
2	ISPC 16/ 2-STGF-10,16	1748707	50	38.08
3	ISPC 16/ 3-STGF-10,16	1748710	50	48.24
4	ISPC 16/ 4-STGF-10,16	1748723	50	58.4
5	ISPC 16/ 5-STGF-10,16	1748736	50	68.56
6	ISPC 16/ 6-STGF-10,16	1748749	50	78.72
7	ISPC 16/ 7-STGF-10,16	1748752	50	88.88
8	ISPC 16/ 8-STGF-10,16	1748765	50	99.04
9	ISPC 16/ 9-STGF-10,16	1748778	50	109.2

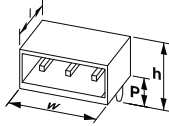


#### Technical data

Product Line	COMBICON Connectors XL		
Connection system / type of contact	COMBICON PC 16 / Pin		
Locking	Threaded flange		
Connection capacity			
rigid / flexible	[mm <sup>2</sup> ]	0.75 - 16 / 0.75 - 16	
Flexible with ferrules without plastic sleeve	[mm <sup>2</sup> ]	0.75 - 16	
Flexible with ferrules with plastic sleeve	[mm <sup>2</sup> ]	0.75 - 10	
Conductor cross section AWG/kcmil		18 - 4	
Stripping length	[mm]	18	
Electrical parameters			
rated current / nominal cross section	[A] / [mm <sup>2</sup> ]	76 / 16	
Surge voltage category/degree of pollution		III/3	III / 2 II / 2
Rated insulation voltage	[V]	1000	1000 1000
Rated surge voltage	[kV]	8	8 6
General data			
Type of insulation material / insulation material group	PA / I		
Flammability rating in accordance with UL 94	V0		
Certification data			
Note	More detailed information on the approval data can be found on our website.		

PCB headers, Pitch: 10.16 mm

PC 6-16/...-G1, Linear pinning



Dimensions	[mm]
Solder pin length [P]	4
Length [l]	11
Height [h]	17.4
Installed height	13.4



Ordering data

No. of pos.	Type	Item No.	Pcs./ Pkt.	Width w [mm]
2	PC 6-16/ 2-G1-10,16	1998933	50	23.36
3	PC 6-16/ 3-G1-10,16	1998946	50	33.52
4	PC 6-16/ 4-G1-10,16	1998959	50	43.68
5	PC 6-16/ 5-G1-10,16	1998962	50	53.84
6	PC 6-16/ 6-G1-10,16	1998975	50	64
7	PC 6-16/ 7-G1-10,16	1998988	50	74.16
8	PC 6-16/ 8-G1-10,16	1998991	50	84.32
9	PC 6-16/ 9-G1-10,16	1996391	50	94.48

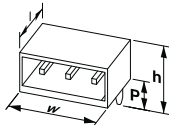


Technical data

Product Line	COMBICON Connectors XL		
Connection system / type of contact	COMBICON PC 16 / Pin		
Locking	without		
Electrical parameters			
rated current / nominal cross section	[A] / [mm <sup>2</sup> ]	76 / 16	
Surge voltage category/degree of pollution		III/3	II / 2
Rated insulation voltage	[V]	1000	1000
Rated surge voltage	[kV]	8	6
General data			
Type of insulation material / insulation material group	PA / I		
Flammability rating in accordance with UL 94	V0		
Certification data			
Note	More detailed information on the approval data can be found on our website.		

PCB headers, Pitch: 10.16 mm

PC 6-16/...-G1F, Linear pinning



Dimensions	[mm]
Solder pin length [P]	4
Length [l]	34
Height [h]	17.4
Installed height	13.4



Ordering data

No. of pos.	Type	Item No.	Pcs./ Pkt.	Width w [mm]
2	PC 6-16/ 2-G1F-10,16	1999000	50	38.08
3	PC 6-16/ 3-G1F-10,16	1999013	50	48.24
4	PC 6-16/ 4-G1F-10,16	1999026	50	58.4
5	PC 6-16/ 5-G1F-10,16	1999039	50	68.56
6	PC 6-16/ 6-G1F-10,16	1999042	50	78.72
7	PC 6-16/ 7-G1F-10,16	1999055	50	88.88
8	PC 6-16/ 8-G1F-10,16	1999068	50	99.04



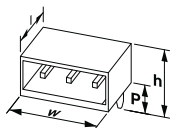
Technical data

Product Line	COMBICON Connectors XL		
Connection system / type of contact	COMBICON PC 16 / Pin		
Locking	Threaded flange		
Electrical parameters			
rated current / nominal cross section	[A] / [mm <sup>2</sup> ]	76 / 16	
Surge voltage category/degree of pollution		III/3	II / 2
Rated insulation voltage	[V]	1000	1000
Rated surge voltage	[kV]	8	6
General data			
Type of insulation material / insulation material group	PA / I		
Flammability rating in accordance with UL 94	V0		
Certification data			
Note	More detailed information on the approval data can be found on our website.		

## COMBICON connectors L up to 16 mm<sup>2</sup> (6 AWG)

### PCB headers, Pitch: 10.16 mm

PC 6-16/...-G1U, Linear pinning




Dimensions	[mm]
Solder pin length [P]	4
Length [l]	34
Height [h]	13.4
Installed height	17.4



#### Ordering data

No. of pos.	Type	Item No.	Pcs./ Pkt.	Width w [mm]
2	PC 6-16/ 2-G1U-10,16	1996236	50	23.36
3	PC 6-16/ 3-G1U-10,16	1996249	50	33.52
4	PC 6-16/ 4-G1U-10,16	1996252	50	43.68
5	PC 6-16/ 5-G1U-10,16	1996265	50	53.84
6	PC 6-16/ 6-G1U-10,16	1996278	50	64
7	PC 6-16/ 7-G1U-10,16	1996281	50	74.16
8	PC 6-16/ 8-G1U-10,16	1996294	50	84.32
9	PC 6-16/ 9-G1U-10,16	1996304	50	94.48

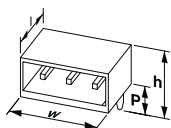


#### Technical data

Product Line	COMBICON Connectors XL		
Connection system / type of contact	COMBICON PC 16 / Pin		
Locking	without		
Electrical parameters			
rated current / nominal cross section	[A] / [mm <sup>2</sup> ]	76 / 16	
Surge voltage category/degree of pollution		III/3	II / 2
Rated insulation voltage	[V]	1000	1000
Rated surge voltage	[kV]	8	6
General data			
Type of insulation material / insulation material group	PA / I		
Flammability rating in accordance with UL 94	V0		
Certification data			
Note	More detailed information on the approval data can be found on our website.		

### PCB headers, Pitch: 10.16 mm

PC 6-16/...-G1FU, Linear pinning




Dimensions	[mm]
Solder pin length [P]	4
Length [l]	34
Height [h]	13.4
Installed height	17.4



#### Ordering data

No. of pos.	Type	Item No.	Pcs./ Pkt.	Width w [mm]
2	PC 6-16/ 2-G1FU-10,16	1996317	50	38.08
3	PC 6-16/ 3-G1FU-10,16	1996320	50	48.24
4	PC 6-16/ 4-G1FU-10,16	1996333	50	58.4
5	PC 6-16/ 5-G1FU-10,16	1996346	50	68.56
6	PC 6-16/ 6-G1FU-10,16	1996359	50	78.72
7	PC 6-16/ 7-G1FU-10,16	1996362	50	88.88
8	PC 6-16/ 8-G1FU-10,16	1996375	50	99.04
9	PC 6-16/ 9-G1FU-10,16	1996388	50	109.2

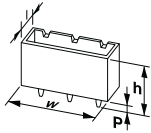


#### Technical data

Product Line	COMBICON Connectors XL		
Connection system / type of contact	COMBICON PC 16 / Pin		
Locking	Threaded flange		
Electrical parameters			
rated current / nominal cross section	[A] / [mm <sup>2</sup> ]	76 / 16	
Surge voltage category/degree of pollution		III/3	II / 2
Rated insulation voltage	[V]	1000	1000
Rated surge voltage	[kV]	8	6
General data			
Type of insulation material / insulation material group	PA / I		
Flammability rating in accordance with UL 94	V0		
Certification data			
Note	More detailed information on the approval data can be found on our website.		

PCB headers, Pitch: 10.16 mm

PCV 6-16/..-G1, Linear pinning



Dimensions	[mm]
Solder pin length [P]	4
Length [l]	11
Height [h]	38
Installed height	34



Ordering data

No. of pos.	Type	Item No.	Pcs./ Pkt.	Width w [mm]
2	PCV 6-16/ 2-G1-10,16	1998784	50	23.36
3	PCV 6-16/ 3-G1-10,16	1998797	50	33.52
4	PCV 6-16/ 4-G1-10,16	1998807	50	43.68
5	PCV 6-16/ 5-G1-10,16	1998810	50	53.84
6	PCV 6-16/ 6-G1-10,16	1998823	50	64
7	PCV 6-16/ 7-G1-10,16	1998836	50	74.16
8	PCV 6-16/ 8-G1-10,16	1998849	50	84.32
9	PCV 6-16/ 9-G1-10,16	1998852	50	94.48

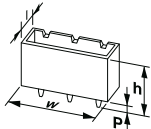


Technical data

Product Line	COMBICON Connectors XL		
Connection system / type of contact	COMBICON PC 16 / Pin		
Locking	without		
Electrical parameters			
rated current / nominal cross section	[A] / [mm <sup>2</sup> ]	76 / 16	
Surge voltage category/degree of pollution		III/3	III / 2 II / 2
Rated insulation voltage	[V]	1000	1000 1000
Rated surge voltage	[kV]	8	8 6
General data			
Type of insulation material / insulation material group	PA / I		
Flammability rating in accordance with UL 94	V0		
Certification data			
Note	More detailed information on the approval data can be found on our website.		

PCB headers, Pitch: 10.16 mm

PCV 6-16/..-G1F, Linear pinning



Dimensions	[mm]
Solder pin length [P]	4
Length [l]	13.4
Height [h]	34
Installed height	38



Ordering data

No. of pos.	Type	Item No.	Pcs./ Pkt.	Width w [mm]
2	PCV 6-16/ 2-G1F-10,16	1998865	50	38.08
3	PCV 6-16/ 3-G1F-10,16	1998878	50	48.24
4	PCV 6-16/ 4-G1F-10,16	1998881	50	58.4
5	PCV 6-16/ 5-G1F-10,16	1998894	50	68.56
6	PCV 6-16/ 6-G1F-10,16	1998904	50	78.72
7	PCV 6-16/ 7-G1F-10,16	1998917	50	88.88
8	PCV 6-16/ 8-G1F-10,16	1998920	50	99.04
9	PCV 6-16/ 9-G1F-10,16	1996414	50	109.2



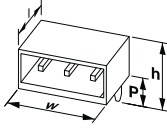
Technical data

Product Line	COMBICON Connectors XL		
Connection system / type of contact	COMBICON PC 16 / Pin		
Locking	Threaded flange		
Electrical parameters			
rated current / nominal cross section	[A] / [mm <sup>2</sup> ]	76 / 16	
Surge voltage category/degree of pollution		III/3	III / 2 II / 2
Rated insulation voltage	[V]	1000	1000 1000
Rated surge voltage	[kV]	8	8 6
General data			
Type of insulation material / insulation material group	PA / I		
Flammability rating in accordance with UL 94	V0		
Certification data			
Note	More detailed information on the approval data can be found on our website.		

# COMBICON connectors L up to 16 mm<sup>2</sup> (6 AWG)

## PCB headers, Pitch: 10.16 mm

IPC 16/...-G, Linear pinning



Dimensions	[mm]
Solder pin length [P]	4
Length [l]	32.1
Height [h]	17.6
Installed height	13.6



### Ordering data

No. of pos.	Type	Item No.	Pcs./ Pkt.	Width w [mm]
2	IPC 16/ 2-G-10,16	1969535	50	21.12
3	IPC 16/ 3-G-10,16	1969548	50	31.28
4	IPC 16/ 4-G-10,16	1969551	50	41.44
5	IPC 16/ 5-G-10,16	1969564	50	51.6
6	IPC 16/ 6-G-10,16	1969577	50	61.76
7	IPC 16/ 7-G-10,16	1969580	50	71.92
8	IPC 16/ 8-G-10,16	1969593	50	82.08
9	IPC 16/ 9-G-10,16	1969603	50	92.24

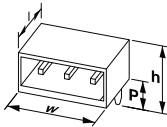


### Technical data

Product Line	COMBICON Connectors XL		
Connection system / type of contact	COMBICON PC 16 / Socket		
Locking	without		
Electrical parameters			
rated current / nominal cross section	[A] / [mm <sup>2</sup> ]	76 / 16	
Surge voltage category/degree of pollution		III/3	II / 2
Rated insulation voltage	[V]	1000	1000
Rated surge voltage	[kV]	8	6
General data			
Type of insulation material / insulation material group	PA / I		
Flammability rating in accordance with UL 94	V0		
Certification data			
Note	More detailed information on the approval data can be found on our website.		

## PCB headers, Pitch: 10.16 mm

IPC 16/...-GF, Linear pinning



Dimensions	[mm]
Solder pin length [P]	4
Length [l]	32.05
Height [h]	17.6
Installed height	13.6



### Ordering data

No. of pos.	Type	Item No.	Pcs./ Pkt.	Width w [mm]
2	IPC 16/ 2-GF-10,16	1969616	50	38.08
3	IPC 16/ 3-GF-10,16	1969629	50	48.24
4	IPC 16/ 4-GF-10,16	1969632	50	58.4
5	IPC 16/ 5-GF-10,16	1969645	50	68.56
6	IPC 16/ 6-GF-10,16	1969658	50	78.72
7	IPC 16/ 7-GF-10,16	1969661	50	88.88
8	IPC 16/ 8-GF-10,16	1969674	50	99.04
9	IPC 16/ 9-GF-10,16	1969687	50	109.2



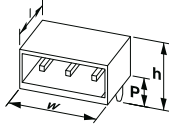
### Technical data

Product Line	COMBICON Connectors XL		
Connection system / type of contact	COMBICON PC 16 / Socket		
Locking	Threaded flange		
Electrical parameters			
rated current / nominal cross section	[A] / [mm <sup>2</sup> ]	76 / 16	
Surge voltage category/degree of pollution		III/3	II / 2
Rated insulation voltage	[V]	1000	1000
Rated surge voltage	[kV]	8	6
General data			
Type of insulation material / insulation material group	PA / I		
Flammability rating in accordance with UL 94	V0		
Certification data			
Note	More detailed information on the approval data can be found on our website.		



PCB headers, Pitch: 10.16 mm

IPC 16/...-GU, Linear pinning



Dimensions	[mm]
Solder pin length [P]	4
Length [l]	32.1
Height [h]	17.4
Installed height	13.6



Ordering data

No. of pos.	Type	Item No.	Pcs./ Pkt.	Width w [mm]
2	IPC 16/ 2-GU-10,16	1969852	50	21.12
3	IPC 16/ 3-GU-10,16	1969865	50	31.28
4	IPC 16/ 4-GU-10,16	1969878	50	41.44
5	IPC 16/ 5-GU-10,16	1969881	50	51.6
6	IPC 16/ 6-GU-10,16	1969894	50	61.76
7	IPC 16/ 7-GU-10,16	1969904	50	71.92
8	IPC 16/ 8-GU-10,16	1969917	50	82.08
9	IPC 16/ 9-GU-10,16	1969920	50	92.24

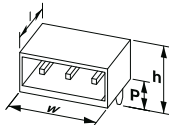


Technical data

Product Line	COMBICON Connectors XL		
Connection system / type of contact	COMBICON PC 16 / Socket		
Locking	without		
Electrical parameters			
rated current / nominal cross section	[A] / [mm <sup>2</sup> ]	76 / 16	
Surge voltage category/degree of pollution		III/3	II / 2
Rated insulation voltage	[V]	1000	1000
Rated surge voltage	[kV]	8	6
General data			
Type of insulation material / insulation material group	PA / I		
Flammability rating in accordance with UL 94	V0		
Certification data			
Note	More detailed information on the approval data can be found on our website.		

PCB headers, Pitch: 10.16 mm

IPC 16/...-GFU, Linear pinning



Dimensions	[mm]
Solder pin length [P]	4
Length [l]	32.1
Height [h]	17.6
Installed height	13.6



Ordering data

No. of pos.	Type	Item No.	Pcs./ Pkt.	Width w [mm]
2	IPC 16/ 2-GFU-10,16	1969933	50	38.08
3	IPC 16/ 3-GFU-10,16	1969946	50	48.24
4	IPC 16/ 4-GFU-10,16	1969959	50	58.4
5	IPC 16/ 5-GFU-10,16	1969962	50	68.56
6	IPC 16/ 6-GFU-10,16	1969975	50	78.72
7	IPC 16/ 7-GFU-10,16	1969988	50	88.88
8	IPC 16/ 8-GFU-10,16	1969991	50	99.04
9	IPC 16/ 9-GFU-10,16	1970003	50	109.2



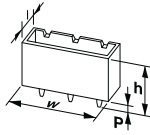
Technical data

Product Line	COMBICON Connectors XL		
Connection system / type of contact	COMBICON PC 16 / Socket		
Locking	Threaded flange		
Electrical parameters			
rated current / nominal cross section	[A] / [mm <sup>2</sup> ]	76 / 16	
Surge voltage category/degree of pollution		III/3	II / 2
Rated insulation voltage	[V]	1000	1000
Rated surge voltage	[kV]	8	6
General data			
Type of insulation material / insulation material group	PA / I		
Flammability rating in accordance with UL 94	V0		
Certification data			
Note	More detailed information on the approval data can be found on our website.		

# COMBICON connectors L up to 16 mm<sup>2</sup> (6 AWG)

## PCB headers, Pitch: 10.16 mm

IPCV 16/...-G, Linear pinning



Dimensions	[mm]
Solder pin length [P]	4
Length [l]	13.6
Height [h]	36.1
Installed height	32.1



### Ordering data

No. of pos.	Type	Item No.	Pcs./ Pkt.	Width w [mm]
2	IPCV 16/ 2-G-10,16	1969690	50	21.12
3	IPCV 16/ 3-G-10,16	1969700	50	31.28
4	IPCV 16/ 4-G-10,16	1969713	50	41.44
5	IPCV 16/ 5-G-10,16	1969726	50	51.6
6	IPCV 16/ 6-G-10,16	1969739	50	61.76
7	IPCV 16/ 7-G-10,16	1969742	50	71.92
8	IPCV 16/ 8-G-10,16	1969755	50	82.08
9	IPCV 16/ 9-G-10,16	1969768	50	92.24

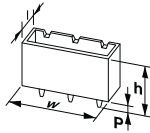


### Technical data

Product Line	COMBICON Connectors XL		
Connection system / type of contact	COMBICON PC 16 / Socket		
Locking	without		
Electrical parameters			
rated current / nominal cross section	[A] / [mm <sup>2</sup> ]	76 / 16	
Surge voltage category/degree of pollution		III/3	II / 2
Rated insulation voltage	[V]	1000	1000
Rated surge voltage	[kV]	8	8
General data			
Type of insulation material / insulation material group	PA / I		
Flammability rating in accordance with UL 94	V0		
Certification data			
Note	More detailed information on the approval data can be found on our website.		

## PCB headers, Pitch: 10.16 mm

IPCV 16/...-GF, Linear pinning

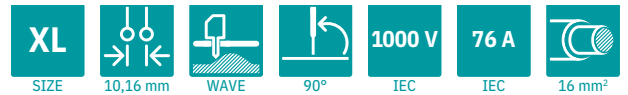


Dimensions	[mm]
Solder pin length [P]	4
Length [l]	13.6
Height [h]	36.1
Installed height	32.1



### Ordering data

No. of pos.	Type	Item No.	Pcs./ Pkt.	Width w [mm]
2	IPCV 16/ 2-GF-10,16	1969771	50	38.08
3	IPCV 16/ 3-GF-10,16	1969784	50	48.24
4	IPCV 16/ 4-GF-10,16	1969797	50	58.4
5	IPCV 16/ 5-GF-10,16	1969807	50	68.56
6	IPCV 16/ 6-GF-10,16	1969810	50	78.72
7	IPCV 16/ 7-GF-10,16	1969823	50	88.88
8	IPCV 16/ 8-GF-10,16	1969836	50	99.04
9	IPCV 16/ 9-GF-10,16	1969849	50	109.2

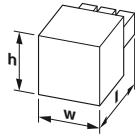


### Technical data

Product Line	COMBICON Connectors XL		
Connection system / type of contact	COMBICON PC 16 / Socket		
Locking	Threaded flange		
Electrical parameters			
rated current / nominal cross section	[A] / [mm <sup>2</sup> ]	76 / 16	
Surge voltage category/degree of pollution		III/3	II / 2
Rated insulation voltage	[V]	1000	1000
Rated surge voltage	[kV]	8	8
General data			
Type of insulation material / insulation material group	PA / I		
Flammability rating in accordance with UL 94	V0		
Certification data			
Note	More detailed information on the approval data can be found on our website.		

Feed-through connector, Screw connection with tension sleeve, Pitch: 10.16 mm

DFK-PC 16/...-ST



Dimensions	[mm]
Length [l]	56.5
Height [h]	30.55



Ordering data

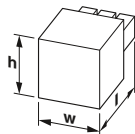
No. of pos.	Type	Item No.	Pcs./ Pkt.	Width w [mm]
2	DFK-PC 16/ 2-ST-10,16	1703373	10	39.76
3	DFK-PC 16/ 3-ST-10,16	1703386	10	49.92
4	DFK-PC 16/ 4-ST-10,16	1703399	10	60.08
5	DFK-PC 16/ 5-ST-10,16	1703409	10	70.24
6	DFK-PC 16/ 6-ST-10,16	1703412	10	80.4
7	DFK-PC 16/ 7-ST-10,16	1703425	10	90.56
8	DFK-PC 16/ 8-ST-10,16	1703438	10	100.72
9	DFK-PC 16/ 9-ST-10,16	1703441	10	110.88

Technical data

Product Line	COMBICON Connectors XL		
Connection system / type of contact	COMBICON PC 16 / Pin		
Locking	without		
Connection capacity			
rigid / flexible	[mm <sup>2</sup> ]	0.75 - 16 / 0.75 - 16	
Flexible with ferrules without plastic sleeve	[mm <sup>2</sup> ]	0.5 - 16	
Flexible with ferrules with plastic sleeve	[mm <sup>2</sup> ]	0.5 - 16	
2 conductors with same cross section solid / stranded	[mm <sup>2</sup> ]	0.75 - 6 / 0.75 - 6	
2 conductors with same cross section, stranded, with ferrule without plastic sleeve	[mm <sup>2</sup> ]	0.5 - 4	
Conductor cross section AWG/kcmil		18 - 6	
Stripping length	[mm]	- 12	
Tightening torque	[Nm]	1.7 - 1.8 Nm	
Electrical parameters			
rated current / nominal cross section	[A] / [mm <sup>2</sup> ]	76 / 16	
Surge voltage category/degree of pollution		III/3	III / 2
Rated insulation voltage	[V]	1000	1000
Rated surge voltage	[kV]	8	8
General data			
Type of insulation material / insulation material group	PA / I		
Flammability rating in accordance with UL 94	V0		
Certification data			
Note	More detailed information on the approval data can be found on our website.		

Feed-through connector, Screw connection with tension sleeve, Pitch: 10.16 mm

DFK-PC 16/...-STF-SH



Dimensions	[mm]
Length [l]	44.1
Height [h]	32.25



Ordering data

No. of pos.	Type	Item No.	Pcs./ Pkt.	Width w [mm]
2	DFK-PC 16/ 2-STF-SH-10,16	1703616	10	55.68
3	DFK-PC 16/ 3-STF-SH-10,16	1703629	10	65.84
4	DFK-PC 16/ 4-STF-SH-10,16	1703632	10	76
5	DFK-PC 16/ 5-STF-SH-10,16	1703645	10	86.16
6	DFK-PC 16/ 6-STF-SH-10,16	1703658	10	96.32
7	DFK-PC 16/ 7-STF-SH-10,16	1703661	10	106.48
8	DFK-PC 16/ 8-STF-SH-10,16	1703674	10	116.64
9	DFK-PC 16/ 9-STF-SH-10,16	1703687	10	126.8

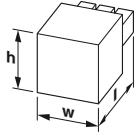
Technical data

Product Line	COMBICON Connectors XL		
Connection system / type of contact	COMBICON PC 16 / Pin		
Locking	Screw flange		
Connection capacity			
rigid / flexible	[mm <sup>2</sup> ]	0.75 - 16 / 0.75 - 16	
Flexible with ferrules without plastic sleeve	[mm <sup>2</sup> ]	0.5 - 16	
Flexible with ferrules with plastic sleeve	[mm <sup>2</sup> ]	0.5 - 16	
2 conductors with same cross section solid / stranded	[mm <sup>2</sup> ]	0.75 - 6 / 0.75 - 6	
2 conductors with same cross section, stranded, with ferrule without plastic sleeve	[mm <sup>2</sup> ]	0.5 - 4	
Conductor cross section AWG/kcmil		18 - 6	
Stripping length	[mm]	- 12	
Tightening torque	[Nm]	1.7 - 1.8 Nm	
Electrical parameters			
rated current / nominal cross section	[A] / [mm <sup>2</sup> ]	76 / 16	
Surge voltage category/degree of pollution		III/3	III / 2
Rated insulation voltage	[V]	1000	1000
Rated surge voltage	[kV]	8	8
General data			
Type of insulation material / insulation material group	PA / I		
Flammability rating in accordance with UL 94	V0		
Certification data			
Note	More detailed information on the approval data can be found on our website.		

# COMBICON connectors L up to 16 mm<sup>2</sup> (6 AWG)

## Feed-through connector, Screw connection with tension sleeve, Pitch: 10.16 mm

DFK-IPC 16/...-ST



Dimensions	[mm]
Length [l]	56.4
Height [h]	32.05



### Ordering data

No. of pos.	Type	Item No.	Pcs./ Pkt.	Width w [mm]
2	DFK-IPC 16/ 2-ST-10,16	1703690	10	44.44
3	DFK-IPC 16/ 3-ST-10,16	1703700	10	54.6
4	DFK-IPC 16/ 4-ST-10,16	1703713	10	64.76
5	DFK-IPC 16/ 5-ST-10,16	1703726	10	74.92
6	DFK-IPC 16/ 6-ST-10,16	1703739	10	85.08
7	DFK-IPC 16/ 7-ST-10,16	1703742	10	95.24
8	DFK-IPC 16/ 8-ST-10,16	1703755	10	105.4
9	DFK-IPC 16/ 9-ST-10,16	1703768	10	115.56

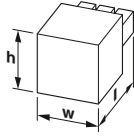


### Technical data

Product Line	COMBICON Connectors XL		
Connection system / type of contact	COMBICON PC 16 / Socket		
Locking	without		
Connection capacity			
rigid / flexible	[mm <sup>2</sup> ]	0.75 - 16 / 0.75 - 16	
Flexible with ferrules without plastic sleeve	[mm <sup>2</sup> ]	0.5 - 16	
Flexible with ferrules with plastic sleeve	[mm <sup>2</sup> ]	0.5 - 16	
2 conductors with same cross section solid / stranded	[mm <sup>2</sup> ]	0.75 - 6 / 0.75 - 6	
2 conductors with same cross section, stranded, with ferrule without plastic sleeve	[mm <sup>2</sup> ]	0.5 - 4	
Conductor cross section AWG/kcmil		18 - 6	
Stripping length	[mm]	- 12	
Tightening torque	[Nm]	1.7 - 1.8 Nm	
Electrical parameters			
rated current / nominal cross section	[A] / [mm <sup>2</sup> ]	76 / 16	
Surge voltage category/degree of pollution		III/3	III / 2
Rated insulation voltage	[V]	1000	1000
Rated surge voltage	[kV]	8	6
General data			
Type of insulation material / insulation material group	PA / I		
Flammability rating in accordance with UL 94	V0		
Certification data			
Note	More detailed information on the approval data can be found on our website.		

## Feed-through connector, Screw connection with tension sleeve, Pitch: 10.16 mm

DFK-IPC 16/...-STF



Dimensions	[mm]
Length [l]	56.4
Height [h]	32.05



### Ordering data

No. of pos.	Type	Item No.	Pcs./ Pkt.	Width w [mm]
2	DFK-IPC 16/ 2-STF-10,16	1703771	10	61.4
3	DFK-IPC 16/ 3-STF-10,16	1703784	10	71.56
4	DFK-IPC 16/ 4-STF-10,16	1703797	10	81.72
5	DFK-IPC 16/ 5-STF-10,16	1703807	10	91.88
6	DFK-IPC 16/ 6-STF-10,16	1703810	10	102.04
7	DFK-IPC 16/ 7-STF-10,16	1703823	10	112.2
8	DFK-IPC 16/ 8-STF-10,16	1703836	10	122.36
9	DFK-IPC 16/ 9-STF-10,16	1703849	10	132.52

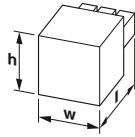


### Technical data

Product Line	COMBICON Connectors XL		
Connection system / type of contact	COMBICON PC 16 / Socket		
Locking	Screw flange		
Connection capacity			
rigid / flexible	[mm <sup>2</sup> ]	0.75 - 16 / 0.75 - 16	
Flexible with ferrules without plastic sleeve	[mm <sup>2</sup> ]	0.5 - 16	
Flexible with ferrules with plastic sleeve	[mm <sup>2</sup> ]	0.5 - 16	
2 conductors with same cross section solid / stranded	[mm <sup>2</sup> ]	0.75 - 6 / 0.75 - 6	
2 conductors with same cross section, stranded, with ferrule without plastic sleeve	[mm <sup>2</sup> ]	0.5 - 4	
Conductor cross section AWG/kcmil		18 - 6	
Stripping length	[mm]	- 12	
Tightening torque	[Nm]	1.7 - 1.8 Nm	
Electrical parameters			
rated current / nominal cross section	[A] / [mm <sup>2</sup> ]	76 / 16	
Surge voltage category/degree of pollution		III/3	III / 2
Rated insulation voltage	[V]	1000	1000
Rated surge voltage	[kV]	8	6
General data			
Type of insulation material / insulation material group	PA / I		
Flammability rating in accordance with UL 94	V0		
Certification data			
Note	More detailed information on the approval data can be found on our website.		

**Feed-through connector, Screw connection with tension sleeve, Pitch: 10.16 mm**

DFK-IPC 16/...-STF-SH



Dimensions	[mm]
Length [l]	56.4
Height [h]	32.05



**Ordering data**

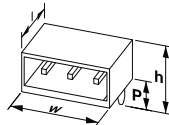

No. of pos.	Type	Item No.	Pcs./ Pkt.	Width w [mm]
2	DFK-IPC 16/ 2-STF-SH-10,16	1703933	10	61.4
3	DFK-IPC 16/ 3-STF-SH-10,16	1703946	10	71.56
4	DFK-IPC 16/ 4-STF-SH-10,16	1703959	10	81.72
5	DFK-IPC 16/ 5-STF-SH-10,16	1703962	10	91.88
6	DFK-IPC 16/ 6-STF-SH-10,16	1703975	10	102.04
7	DFK-IPC 16/ 7-STF-SH-10,16	1703988	10	112.2
8	DFK-IPC 16/ 8-STF-SH-10,16	1703991	10	122.36
9	DFK-IPC 16/ 9-STF-SH-10,16	1704000	10	132.52

**Technical data**

Product Line	COMBICON Connectors XL		
Connection system / type of contact	COMBICON PC 16 / Socket		
Locking	Screw flange		
Connection capacity			
rigid / flexible	[mm <sup>2</sup> ]	0.75 - 16 / 0.75 - 16	
Flexible with ferrules without plastic sleeve	[mm <sup>2</sup> ]	0.5 - 16	
Flexible with ferrules with plastic sleeve	[mm <sup>2</sup> ]	0.5 - 16	
2 conductors with same cross section solid / stranded	[mm <sup>2</sup> ]	0.75 - 6 / 0.75 - 6	
2 conductors with same cross section, stranded, with ferrule without plastic sleeve	[mm <sup>2</sup> ]	0.5 - 4	
Conductor cross section AWG/kcmil		18 - 6	
Stripping length	[mm]	- 12	
Tightening torque	[Nm]	1.7 - 1.8 Nm	
Electrical parameters			
rated current / nominal cross section	[A] / [mm <sup>2</sup> ]	76 / 16	
Surge voltage category/degree of pollution		III/3	III / 2
Rated insulation voltage	[V]	1000	1000
Rated surge voltage	[kV]	8	8
General data			
Type of insulation material / insulation material group	PA / I		
Flammability rating in accordance with UL 94	V0		
Certification data			
Note	More detailed information on the approval data can be found on our website.		

**Feed-through header, Pitch: 10.16 mm**

DFK-PC 6-16/...-G, Linear pinning



Dimensions	[mm]
Solder pin length [P]	4.1
Length [l]	46.4
Height [h]	20.3
Installed height	19



**Ordering data**

No. of pos.	Type	Item No.	Pcs./ Pkt.	Width w [mm]
2	DFK-PC 6-16/ 2-G-10,16	1701456	10	39.76
3	DFK-PC 6-16/ 3-G-10,16	1701469	10	49.92
4	DFK-PC 6-16/ 4-G-10,16	1701472	10	60.08
5	DFK-PC 6-16/ 5-G-10,16	1701485	10	70.24
6	DFK-PC 6-16/ 6-G-10,16	1701498	10	80.4
7	DFK-PC 6-16/ 7-G-10,16	1701508	10	90.56
8	DFK-PC 6-16/ 8-G-10,16	1701511	10	100.72
9	DFK-PC 6-16/ 9-G-10,16	1701524	10	110.88

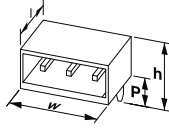
**Technical data**

Product Line	COMBICON Connectors XL		
Connection system / type of contact	COMBICON PC 16 / Pin		
Locking	without		
Electrical parameters			
rated current / nominal cross section	[A] / [mm <sup>2</sup> ]	76 / 16	
Surge voltage category/degree of pollution		III/3	III / 2
Rated insulation voltage	[V]	1000	1000
Rated surge voltage	[kV]	8	8
General data			
Type of insulation material / insulation material group	PA / I		
Flammability rating in accordance with UL 94	V0		
Certification data			
Note	More detailed information on the approval data can be found on our website.		

# COMBICON connectors L up to 16 mm<sup>2</sup> (6 AWG)

## Feed-through header, Pitch: 10.16 mm

DFK-PC 6-16/..-GF, Linear pinning



Dimensions	[mm]
Solder pin length [P]	4.1
Length [l]	34
Height [h]	20.3
Installed height	19



### Ordering data

No. of pos.	Type	Item No.	Pcs./ Pkt.	Width w [mm]
2	DFK-PC 6-16/ 2-GF-10,16	1701537	10	55.68
3	DFK-PC 6-16/ 3-GF-10,16	1701540	10	65.84
4	DFK-PC 6-16/ 4-GF-10,16	1701553	10	76
5	DFK-PC 6-16/ 5-GF-10,16	1701566	10	86.16
6	DFK-PC 6-16/ 6-GF-10,16	1701579	10	96.32
7	DFK-PC 6-16/ 7-GF-10,16	1701582	10	106.48
8	DFK-PC 6-16/ 8-GF-10,16	1701595	10	116.64
9	DFK-PC 6-16/ 9-GF-10,16	1701605	10	126.8

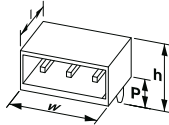


### Technical data

Product Line	COMBICON Connectors XL		
Connection system / type of contact	COMBICON PC 16 / Pin		
Locking	Threaded flange		
Electrical parameters			
rated current / nominal cross section	[A] / [mm <sup>2</sup> ]	76 / 16	
Surge voltage category/degree of pollution		III/3	II / 2
Rated insulation voltage	[V]	1000	1000
Rated surge voltage	[kV]	8	6
General data			
Type of insulation material / insulation material group	PA / I		
Flammability rating in accordance with UL 94	V0		
Certification data			
Note	More detailed information on the approval data can be found on our website.		

## Feed-through header, Pitch: 10.16 mm

DFK-PC 6-16/..-GF-SH, Linear pinning



Dimensions	[mm]
Solder pin length [P]	4.1
Length [l]	34
Height [h]	20.3
Installed height	19



### Ordering data

No. of pos.	Type	Item No.	Pcs./ Pkt.	Width w [mm]
2	DFK-PC 6-16/ 2-GF-SH-10,16	1701935	10	55.68
3	DFK-PC 6-16/ 3-GF-SH-10,16	1701948	10	65.84
4	DFK-PC 6-16/ 4-GF-SH-10,16	1701951	10	76
5	DFK-PC 6-16/ 5-GF-SH-10,16	1701964	10	86.16
6	DFK-PC 6-16/ 6-GF-SH-10,16	1701977	10	96.32
7	DFK-PC 6-16/ 7-GF-SH-10,16	1701980	10	106.48
8	DFK-PC 6-16/ 8-GF-SH-10,16	1701993	10	116.64
9	DFK-PC 6-16/ 9-GF-SH-10,16	1702002	10	126.8

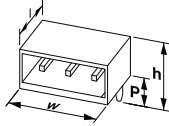


### Technical data

Product Line	COMBICON Connectors XL		
Connection system / type of contact	COMBICON PC 16 / Pin		
Locking	Threaded flange		
Electrical parameters			
rated current / nominal cross section	[A] / [mm <sup>2</sup> ]	76 / 16	
Surge voltage category/degree of pollution		III/3	II / 2
Rated insulation voltage	[V]	1000	1000
Rated surge voltage	[kV]	8	6
General data			
Type of insulation material / insulation material group	PA / I		
Flammability rating in accordance with UL 94	V0		
Certification data			
Note	More detailed information on the approval data can be found on our website.		

**Feed-through header, Pitch: 10.16 mm**

DFK-IPC 16/...-G, Linear pinning



Dimensions	[mm]
Solder pin length [P]	4.1
Length [l]	46.95
Height [h]	21.9
Installed height	17.8



**Ordering data**

No. of pos.	Type	Item No.	Pcs./ Pkt.	Width w [mm]
2	DFK-IPC 16/ 2-G-10,16	1702413	10	44.44
3	DFK-IPC 16/ 3-G-10,16	1702426	10	54.6
4	DFK-IPC 16/ 4-G-10,16	1702439	10	64.76
5	DFK-IPC 16/ 5-G-10,16	1702442	10	74.92
6	DFK-IPC 16/ 6-G-10,16	1702455	10	85.08
7	DFK-IPC 16/ 7-G-10,16	1702468	10	95.24
8	DFK-IPC 16/ 8-G-10,16	1702471	10	105.4
9	DFK-IPC 16/ 9-G-10,16	1702484	10	115.56

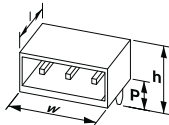


**Technical data**

Product Line	COMBICON Connectors XL		
Connection system / type of contact	COMBICON PC 16 / Socket		
Locking	without		
<b>Electrical parameters</b>			
rated current / nominal cross section	[A] / [mm <sup>2</sup> ]	76 / 16	
Surge voltage category/degree of pollution		III/3	II / 2
Rated insulation voltage	[V]	1000	1000
Rated surge voltage	[kV]	8	6
<b>General data</b>			
Type of insulation material / insulation material group	PA / I		
Flammability rating in accordance with UL 94	V0		
<b>Certification data</b>			
Note	More detailed information on the approval data can be found on our website.		

**Feed-through header, Pitch: 10.16 mm**

DFK-IPC 16/...-GF, Linear pinning



Dimensions	[mm]
Solder pin length [P]	3.8
Length [l]	46.95
Height [h]	21.6
Installed height	17.8



**Ordering data**

No. of pos.	Type	Item No.	Pcs./ Pkt.	Width w [mm]
2	DFK-IPC 16/ 2-GF-10,16	1702730	10	61.4
3	DFK-IPC 16/ 3-GF-10,16	1702743	10	71.56
4	DFK-IPC 16/ 4-GF-10,16	1702756	10	81.72
5	DFK-IPC 16/ 5-GF-10,16	1702769	10	91.88
6	DFK-IPC 16/ 6-GF-10,16	1702772	10	102.04
7	DFK-IPC 16/ 7-GF-10,16	1702785	10	112.2
8	DFK-IPC 16/ 8-GF-10,16	1702798	10	122.36
9	DFK-IPC 16/ 9-GF-10,16	1702808	10	132.52



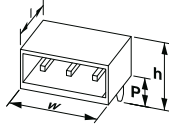
**Technical data**

Product Line	COMBICON Connectors XL		
Connection system / type of contact	COMBICON PC 16 / Socket		
Locking	Threaded flange		
<b>Electrical parameters</b>			
rated current / nominal cross section	[A] / [mm <sup>2</sup> ]	76 / 16	
Surge voltage category/degree of pollution		III/3	II / 2
Rated insulation voltage	[V]	1000	1000
Rated surge voltage	[kV]	8	6
<b>General data</b>			
Type of insulation material / insulation material group	PA / I		
Flammability rating in accordance with UL 94	V0		
<b>Certification data</b>			
Note	More detailed information on the approval data can be found on our website.		

# COMBICON connectors L up to 16 mm<sup>2</sup> (6 AWG)

## Feed-through header, Pitch: 10.16 mm

DFK-IPC 16/...GF-SH, Linear pinning



Dimensions	[mm]
Solder pin length [P]	4.1
Length [l]	34.55
Height [h]	22
Installed height	19.9



### Ordering data

No. of pos.	Type	Item No.	Pcs./ Pkt.	Width w [mm]
2	DFK-IPC 16/ 2-GF-SH-10,16	1702976	10	61.4
3	DFK-IPC 16/ 3-GF-SH-10,16	1702989	10	71.56
4	DFK-IPC 16/ 4-GF-SH-10,16	1702992	10	81.72
5	DFK-IPC 16/ 5-GF-SH-10,16	1703001	10	91.88
6	DFK-IPC 16/ 6-GF-SH-10,16	1703014	10	102.04
7	DFK-IPC 16/ 7-GF-SH-10,16	1703027	10	112.2
8	DFK-IPC 16/ 8-GF-SH-10,16	1703030	10	122.36
9	DFK-IPC 16/ 9-GF-SH-10,16	1703043	10	132.52

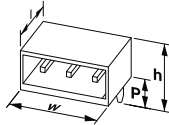


### Technical data

Product Line	COMBICON Connectors XL		
Connection system / type of contact	COMBICON PC 16 / Socket		
Locking	Threaded flange		
Electrical parameters			
rated current / nominal cross section	[A] / [mm <sup>2</sup> ]	76 / 16	
Surge voltage category/degree of pollution		III/3	II / 2
Rated insulation voltage	[V]	1000	1000
Rated surge voltage	[kV]	8	6
General data			
Type of insulation material / insulation material group	PA / I		
Flammability rating in accordance with UL 94	V0		
Certification data			
Note	More detailed information on the approval data can be found on our website.		

## Feed-through header, Pitch: 10.16 mm

DFK-IPC 16/...GU, Linear pinning



Dimensions	[mm]
Solder pin length [P]	4.1
Length [l]	34.55
Height [h]	21.9
Installed height	17.8



### Ordering data

No. of pos.	Type	Item No.	Pcs./ Pkt.	Width w [mm]
2	DFK-IPC 16/ 2-GU-10,16	1702497	10	44.44
3	DFK-IPC 16/ 3-GU-10,16	1702507	10	54.6
4	DFK-IPC 16/ 4-GU-10,16	1702510	10	64.76
5	DFK-IPC 16/ 5-GU-10,16	1702523	10	74.92
6	DFK-IPC 16/ 6-GU-10,16	1702536	10	85.08
7	DFK-IPC 16/ 7-GU-10,16	1702549	10	95.24
8	DFK-IPC 16/ 8-GU-10,16	1702552	10	105.4
9	DFK-IPC 16/ 9-GU-10,16	1702565	10	115.56



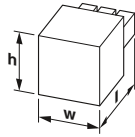
### Technical data

Product Line	COMBICON Connectors XL		
Connection system / type of contact	COMBICON PC 16 / Socket		
Locking	without		
Electrical parameters			
rated current / nominal cross section	[A] / [mm <sup>2</sup> ]	76 / 16	
Surge voltage category/degree of pollution		III/3	II / 2
Rated insulation voltage	[V]	1000	1000
Rated surge voltage	[kV]	8	6
General data			
Type of insulation material / insulation material group	PA / I		
Flammability rating in accordance with UL 94	V0		
Certification data			
Note	More detailed information on the approval data can be found on our website.		



Direct plug-in block, Screw connection with tension sleeve, Pitch: 10.16 mm

PCU 6/...-STD



Dimensions	[mm]
Length [l]	32.8
Height [h]	33.9



Ordering data

No. of pos.	Type	Item No.	Pcs./ Pkt.	Width w [mm]
2	PCU 6/ 2-STD-10,16	1922637	50	40.48
3	PCU 6/ 3-STD-10,16	1922640	50	50.64
4	PCU 6/ 4-STD-10,16	1922653	50	60.8
5	PCU 6/ 5-STD-10,16	1922666	50	70.96
6	PCU 6/ 6-STD-10,16	1922679	50	81.12
7	PCU 6/ 7-STD-10,16	1922682	50	91.28
8	PCU 6/ 8-STD-10,16	1922695	50	101.44
9	PCU 6/ 9-STD-10,16	1922705	50	111.6

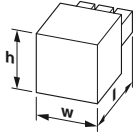
Technical data

Product Line	COMBICON Connectors L		
Connection system / type of contact	COMBICON PC 16 / Socket		
Locking	without		
Connection capacity			
rigid / flexible	[mm <sup>2</sup> ]	0.5 - 10 / 0.5 - 6	
Flexible with ferrules without plastic sleeve	[mm <sup>2</sup> ]	0.5 - 6	
Flexible with ferrules with plastic sleeve	[mm <sup>2</sup> ]	0.5 - 6	
2 conductors with same cross section solid / stranded	[mm <sup>2</sup> ]	0.5 - 4 / 0.5 - 6	
2 conductors with same cross section, stranded, with ferrule without plastic sleeve	[mm <sup>2</sup> ]	0.5 - 2.5	
Conductor cross section AWG/kcmil	20 - 7		
Stripping length	[mm]	- 12	
Tightening torque	[Nm]	1.2 - 1.5 Nm	
Electrical parameters			
rated current / nominal cross section	[A] / [mm <sup>2</sup> ]	41 / 6	
Surge voltage category/degree of pollution		III/3	III / 2
Rated insulation voltage	[V]	1000	1000
Rated surge voltage	[kV]	8	8
General data			
Type of insulation material / insulation material group	PA / I		
Flammability rating in accordance with UL 94	V0		
Certification data			
Note	More detailed information on the approval data can be found on our website.		

## COMBICON connectors XL up to 35 mm<sup>2</sup> (2 AWG)

### PCB connector, Screw connection with tension sleeve, Pitch: 15 mm

PC 35 HC/...STF



Dimensions	[mm]
Length [l]	52
Height [h]	40



#### Ordering data

No. of pos.	Type	Item No.	Pcs./ Pkt.	Width w [mm]
2	PC 35 HC/ 2-STF-15,00	1762592	25	54.4
3	PC 35 HC/ 3-STF-15,00	1762602	25	69.4
4	PC 35 HC/ 4-STF-15,00	1762615	25	84.4
5	PC 35 HC/ 5-STF-15,00	1762628	10	99.4
6	PC 35 HC/ 6-STF-15,00	1762631	25	114.4

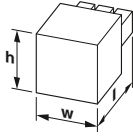


#### Technical data

Product Line	COMBICON Connectors XL		
Connection system / type of contact	COMBICON PC 35 / Socket		
Locking	Screw flange		
Connection capacity			
rigid / flexible	[mm <sup>2</sup> ]	0.5 - 16 / 0.5 - 35	
Flexible with ferrules without plastic sleeve	[mm <sup>2</sup> ]	1 - 35	
Flexible with ferrules with plastic sleeve	[mm <sup>2</sup> ]	1.5 - 35	
2 conductors with same cross section solid / stranded	[mm <sup>2</sup> ]	0.5 - 6 / 0.5 - 6	
2 conductors with same cross section, stranded, with ferrule without plastic sleeve	[mm <sup>2</sup> ]	0.5 - 4	
Conductor cross section AWG/kcmil		20 - 2	
Stripping length	[mm]	20	
Tightening torque	[Nm]	2.5 - 4.5 Nm	
Electrical parameters			
rated current / nominal cross section	[A] / [mm <sup>2</sup> ]	125 / 35	
Surge voltage category/degree of pollution		III/3	III / 2
Rated insulation voltage	[V]	1000	1000
Rated surge voltage	[kV]	8	8
General data			
Type of insulation material / insulation material group	PA / I		
Flammability rating in accordance with UL 94	V0		
Certification data			
Note	More detailed information on the approval data can be found on our website.		

### PCB connector, Screw connection with tension sleeve, Pitch: 15 mm

PC 35 HC/...STF-SH



Dimensions	[mm]
Length [l]	52
Height [h]	42.5



#### Ordering data

No. of pos.	Type	Item No.	Pcs./ Pkt.	Width w [mm]
4	PC 35 HC/ 4-STF-SH-15,00	1762848	10	84.4

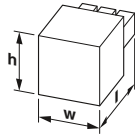


#### Technical data

Product Line	COMBICON Connectors XL		
Connection system / type of contact	COMBICON PC 35 / Socket		
Locking	Screw flange		
Connection capacity			
rigid / flexible	[mm <sup>2</sup> ]	0.5 - 16 / 0.5 - 35	
Flexible with ferrules without plastic sleeve	[mm <sup>2</sup> ]	1 - 35	
Flexible with ferrules with plastic sleeve	[mm <sup>2</sup> ]	1.5 - 35	
2 conductors with same cross section solid / stranded	[mm <sup>2</sup> ]	0.5 - 6 / 0.5 - 6	
2 conductors with same cross section, stranded, with ferrule without plastic sleeve	[mm <sup>2</sup> ]	0.5 - 4	
Conductor cross section AWG/kcmil		20 - 2	
Stripping length	[mm]	20	
Tightening torque	[Nm]	2.5 - 4.5 Nm	
Electrical parameters			
rated current / nominal cross section	[A] / [mm <sup>2</sup> ]	125 / 35	
Surge voltage category/degree of pollution		III/3	III / 2
Rated insulation voltage	[V]	1000	1000
Rated surge voltage	[kV]	8	8
General data			
Type of insulation material / insulation material group	PA / I		
Flammability rating in accordance with UL 94	V0		
Certification data			
Note	More detailed information on the approval data can be found on our website.		

PCB connector, Screw connection with tension sleeve, Pitch: 15 mm

IPC 35 HC/...STF



Dimensions	[mm]
Length [l]	58
Height [h]	40



Ordering data

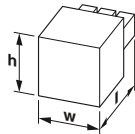
No. of pos.	Type	Item No.	Pcs./ Pkt.	Width w [mm]
2	IPC 35 HC/ 2-STF-15,00	1784790	25	31.3
3	IPC 35 HC/ 3-STF-15,00	1784800	25	46.3
4	IPC 35 HC/ 4-STF-15,00	1784813	25	61.3
5	IPC 35 HC/ 5-STF-15,00	1784826	10	76.3
6	IPC 35 HC/ 6-STF-15,00	1784839	10	91.3

Technical data

Product Line	COMBICON Connectors XL		
Connection system / type of contact	COMBICON PC 35 / Pin		
Locking	Screw flange		
Connection capacity			
rigid / flexible	[mm <sup>2</sup> ]	0.5 - 35 / 0.5 - 35	
Flexible with ferrules without plastic sleeve	[mm <sup>2</sup> ]	1 - 35	
Flexible with ferrules with plastic sleeve	[mm <sup>2</sup> ]	1.5 - 35	
2 conductors with same cross section solid / stranded	[mm <sup>2</sup> ]	0.5 - 6 / 0.5 - 6	
2 conductors with same cross section, stranded, with ferrule without plastic sleeve	[mm <sup>2</sup> ]	0.5 - 4	
Conductor cross section AWG/kcmil	20 - 2		
Stripping length	[mm]	20	
Tightening torque	[Nm]	2.5 - 4.5 Nm	
Electrical parameters			
rated current / nominal cross section	[A] / [mm <sup>2</sup> ]	125 / 35	
Surge voltage category/degree of pollution		III/3	III / 2
Rated insulation voltage	[V]	1000	1000
Rated surge voltage	[kV]	8	8
General data			
Type of insulation material / insulation material group	PA / I		
Flammability rating in accordance with UL 94	V0		
Certification data			
Note	More detailed information on the approval data can be found on our website.		

PCB connector, Screw connection with tension sleeve, Pitch: 15 mm

IPC 35 HC/...STGF



Dimensions	[mm]
Length [l]	58
Height [h]	40



Ordering data

No. of pos.	Type	Item No.	Pcs./ Pkt.	Width w [mm]
2	IPC 35 HC/ 2-STGF-15,00	1784855	25	31.3
3	IPC 35 HC/ 3-STGF-15,00	1784868	25	46.3
4	IPC 35 HC/ 4-STGF-15,00	1784871	25	61.3
5	IPC 35 HC/ 5-STGF-15,00	1784884	10	76.3
6	IPC 35 HC/ 6-STGF-15,00	1784897	10	91.3

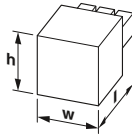
Technical data

Product Line	COMBICON Connectors XL		
Connection system / type of contact	COMBICON PC 35 / Pin		
Locking	Threaded flange		
Connection capacity			
rigid / flexible	[mm <sup>2</sup> ]	0.5 - 35 / 0.5 - 35	
Flexible with ferrules without plastic sleeve	[mm <sup>2</sup> ]	1 - 35	
Flexible with ferrules with plastic sleeve	[mm <sup>2</sup> ]	1.5 - 35	
2 conductors with same cross section solid / stranded	[mm <sup>2</sup> ]	0.5 - 6 / 0.5 - 6	
2 conductors with same cross section, stranded, with ferrule without plastic sleeve	[mm <sup>2</sup> ]	0.5 - 4	
Conductor cross section AWG/kcmil	20 - 2		
Stripping length	[mm]	20	
Tightening torque	[Nm]	2.5 - 4.5 Nm	
Electrical parameters			
rated current / nominal cross section	[A] / [mm <sup>2</sup> ]	125 / 35	
Surge voltage category/degree of pollution		III/3	III / 2
Rated insulation voltage	[V]	1000	1000
Rated surge voltage	[kV]	8	8
General data			
Type of insulation material / insulation material group	PA / I		
Flammability rating in accordance with UL 94	V0		
Certification data			
Note	More detailed information on the approval data can be found on our website.		

## COMBICON connectors XL up to 35 mm<sup>2</sup> (2 AWG)

### PCB connector, Screw connection with tension sleeve, Pitch: 15 mm

IPC 35 HC/...-STF-SH



Dimensions	[mm]
Length [l]	155.8
Height [h]	42.5



#### Ordering data

No. of pos.	Type	Item No.	Pcs./ Pkt.	Width w [mm]
4	IPC 35 HC/ 4-STF-SH-15,00	1784842	10	84.4

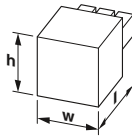


#### Technical data

Product Line	COMBICON Connectors XL		
Connection system / type of contact	COMBICON PC 35 / Pin		
Locking	Screw flange		
Connection capacity			
rigid / flexible	[mm <sup>2</sup> ]	0.5 - 35 / 0.5 - 35	
Flexible with ferrules without plastic sleeve	[mm <sup>2</sup> ]	1 - 35	
Flexible with ferrules with plastic sleeve	[mm <sup>2</sup> ]	1.5 - 35	
2 conductors with same cross section solid / stranded	[mm <sup>2</sup> ]	0.5 - 6 / 0.5 - 6	
2 conductors with same cross section, stranded, with ferrule without plastic sleeve	[mm <sup>2</sup> ]	0.5 - 4	
Conductor cross section AWG/kcmil		20 - 2	
Stripping length	[mm]	20	
Tightening torque	[Nm]	2.5 - 4.5 Nm	
Electrical parameters			
rated current / nominal cross section	[A] / [mm <sup>2</sup> ]	125 / 35	
Surge voltage category/degree of pollution		III / 3	III / 2
Rated insulation voltage	[V]	1000	1000
Rated surge voltage	[kV]	8	8
General data			
Type of insulation material / insulation material group	PA / I		
Flammability rating in accordance with UL 94	V0		
Certification data			
Note	More detailed information on the approval data can be found on our website.		

### PCB connector, Screw connection with tension sleeve, Pitch: 15 mm

IPC 35 HC/...-STGF-SH



Dimensions	[mm]
Length [l]	155.8
Height [h]	42.5



#### Ordering data

No. of pos.	Type	Item No.	Pcs./ Pkt.	Width w [mm]
4	IPC 35 HC/ 4-STGF-SH-15,00	1784907	10	84.4

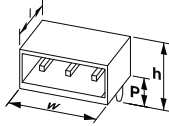


#### Technical data

Product Line	COMBICON Connectors XL		
Connection system / type of contact	COMBICON PC 35 / Pin		
Locking	Threaded flange		
Connection capacity			
rigid / flexible	[mm <sup>2</sup> ]	0.5 - 35 / 0.5 - 35	
Flexible with ferrules without plastic sleeve	[mm <sup>2</sup> ]	1 - 35	
Flexible with ferrules with plastic sleeve	[mm <sup>2</sup> ]	1.5 - 35	
2 conductors with same cross section solid / stranded	[mm <sup>2</sup> ]	0.5 - 6 / 0.5 - 6	
2 conductors with same cross section, stranded, with ferrule without plastic sleeve	[mm <sup>2</sup> ]	0.5 - 4	
Conductor cross section AWG/kcmil		20 - 2	
Stripping length	[mm]	20	
Tightening torque	[Nm]	2.5 - 4.5 Nm	
Electrical parameters			
rated current / nominal cross section	[A] / [mm <sup>2</sup> ]	125 / 35	
Surge voltage category/degree of pollution		III / 3	III / 2
Rated insulation voltage	[V]	1000	1000
Rated surge voltage	[kV]	8	8
General data			
Type of insulation material / insulation material group	PA / I		
Flammability rating in accordance with UL 94	V0		
Certification data			
Note	More detailed information on the approval data can be found on our website.		

PCB headers, Pitch: 15 mm

PC 35 HC/...-GF, Linear pinning



Dimensions	[mm]
Solder pin length [P]	4.6
Length [l]	38
Height [h]	33.1
Installed height	28.5



Ordering data

No. of pos.	Type	Item No.	Pcs./ Pkt.	Width w [mm]
2	PC 35 HC/ 2-GF-15,00	1762741	25	54.4
3	PC 35 HC/ 3-GF-15,00	1762754	25	69.4
4	PC 35 HC/ 4-GF-15,00	1762767	25	84.4
5	PC 35 HC/ 5-GF-15,00	1762770	10	99.4
6	PC 35 HC/ 6-GF-15,00	1762783	10	114.4

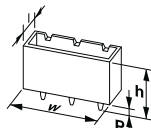


Technical data

Product Line	COMBICON Connectors XL		
Connection system / type of contact	COMBICON PC 35 / Pin		
Locking	Threaded flange		
Electrical parameters			
rated current / nominal cross section	[A] / [mm <sup>2</sup> ]	125 / 35	
Surge voltage category/degree of pollution		III/3	III / 2
Rated insulation voltage	[V]	1000	1000
Rated surge voltage	[kV]	8	8
General data			
Type of insulation material / insulation material group	PBT / IIIa		
Flammability rating in accordance with UL 94	V0		
Certification data			
Note	More detailed information on the approval data can be found on our website.		

PCB headers, Pitch: 15 mm

PCV 35 HC/...-GF, Linear pinning

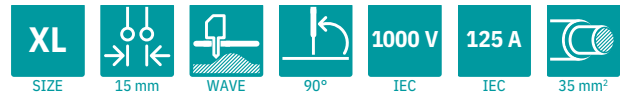


Dimensions	[mm]
Solder pin length [P]	4.6
Length [l]	28.5
Height [h]	42.6
Installed height	38



Ordering data

No. of pos.	Type	Item No.	Pcs./ Pkt.	Width w [mm]
2	PCV 35 HC/ 2-GF-15,00	1762796	25	54.4
3	PCV 35 HC/ 3-GF-15,00	1762806	25	69.4
4	PCV 35 HC/ 4-GF-15,00	1762819	25	84.4
5	PCV 35 HC/ 5-GF-15,00	1762822	10	99.4
6	PCV 35 HC/ 6-GF-15,00	1762835	25	114.4



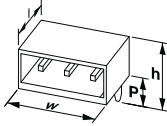
Technical data

Product Line	COMBICON Connectors XL		
Connection system / type of contact	COMBICON PC 35 / Pin		
Locking	Threaded flange		
Electrical parameters			
rated current / nominal cross section	[A] / [mm <sup>2</sup> ]	125 / 35	
Surge voltage category/degree of pollution		III/3	III / 2
Rated insulation voltage	[V]	1000	1000
Rated surge voltage	[kV]	8	8
General data			
Type of insulation material / insulation material group	PBT / IIIa		
Flammability rating in accordance with UL 94	V0		
Certification data			
Note	More detailed information on the approval data can be found on our website.		

# COMBICON connectors XL up to 35 mm<sup>2</sup> (2 AWG)

## PCB headers, Pitch: 15 mm

IPC 35 HC/...-GF, Linear pinning



Dimensions	[mm]
Solder pin length [P]	4.6
Length [l]	44.9
Height [h]	33.1
Installed height	28.5



### Ordering data

No. of pos.	Type	Item No.	Pcs./ Pkt.	Width w [mm]
2	IPC 35 HC/ 2-GF-15,00	1784910	25	54.4
3	IPC 35 HC/ 3-GF-15,00	1784923	25	69.4
4	IPC 35 HC/ 4-GF-15,00	1784936	25	84.4
5	IPC 35 HC/ 5-GF-15,00	1784949	10	99.4
6	IPC 35 HC/ 6-GF-15,00	1784952	10	114.4

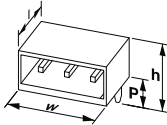


### Technical data

Product Line	COMBICON Connectors XL		
Connection system / type of contact	COMBICON PC 35 / Socket		
Locking	Threaded flange		
Electrical parameters			
rated current / nominal cross section	[A] / [mm <sup>2</sup> ]	125 / 35	
Surge voltage category/degree of pollution		III/3	III / 2
Rated insulation voltage	[V]	1000	1000
Rated surge voltage	[kV]	8	8
General data			
Type of insulation material / insulation material group	PBT / IIIa		
Flammability rating in accordance with UL 94	V0		
Certification data			
Note	More detailed information on the approval data can be found on our website.		

## Feed-through header, Pitch: 15 mm

DFK-IPC 35 HC/...-GF, Linear pinning



Dimensions	[mm]
Solder pin length [P]	4.6
Length [l]	44.9
Height [h]	34.7
Installed height	31.7



### Ordering data

No. of pos.	Type	Item No.	Pcs./ Pkt.	Width w [mm]
2	DFK-IPC 35 HC/ 2-GF-15,00	1784965	25	62.4
3	DFK-IPC 35 HC/ 3-GF-15,00	1784978	25	77.4
4	DFK-IPC 35 HC/ 4-GF-15,00	1784981	25	92.4
5	DFK-IPC 35 HC/ 5-GF-15,00	1784994	10	107.4
6	DFK-IPC 35 HC/ 6-GF-15,00	1785003	10	122.4

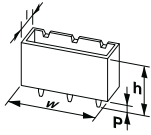


### Technical data

Product Line	COMBICON Connectors XL		
Connection system / type of contact	COMBICON PC 35 / Socket		
Locking	Threaded flange		
Electrical parameters			
rated current / nominal cross section	[A] / [mm <sup>2</sup> ]	125 / 35	
Surge voltage category/degree of pollution		III/3	III / 2
Rated insulation voltage	[V]	1000	1000
Rated surge voltage	[kV]	8	6
General data			
Type of insulation material / insulation material group	PBT / IIIa		
Flammability rating in accordance with UL 94	V0		
Certification data			
Note	More detailed information on the approval data can be found on our website.		

**PCB headers, Pitch: 15 mm**

IPCV 35 HC/...GF, Linear pinning



Dimensions	[mm]
Solder pin length [P]	4.6
Length [l]	28.5
Height [h]	49.5
Installed height	44.9



**Ordering data**

No. of pos.	Type	Item No.	Pcs./ Pkt.	Width w [mm]
2	IPCV 35 HC/ 2-GF-15,00	1793558	25	54.4
3	IPCV 35 HC/ 3-GF-15,00	1793561	25	69.4
4	IPCV 35 HC/ 4-GF-15,00	1793574	25	84.4
5	IPCV 35 HC/ 5-GF-15,00	1793587	10	99.4
6	IPCV 35 HC/ 6-GF-15,00	1793590	10	114.4

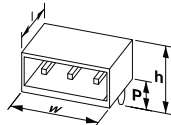


**Technical data**

Product Line	COMBICON Connectors XL		
Connection system / type of contact	COMBICON PC 35 / Socket		
Locking	Threaded flange		
<b>Electrical parameters</b>			
rated current / nominal cross section	[A] / [mm <sup>2</sup> ]	125 / 35	
Surge voltage category/degree of pollution		III/3	III / 2
Rated insulation voltage	[V]	1000	1000
Rated surge voltage	[kV]	8	8
<b>General data</b>			
Type of insulation material / insulation material group	PBT / IIIa		
Flammability rating in accordance with UL 94	V0		
<b>Certification data</b>			
Note	More detailed information on the approval data can be found on our website.		

**Feed-through header, Pitch: 15 mm**

DFK-IPCV 35 HC/...GF, Linear pinning



Dimensions	[mm]
Solder pin length [P]	4.6
Length [l]	31.7
Height [h]	49.5
Installed height	44.9




**Ordering data**

No. of pos.	Type	Item No.	Pcs./ Pkt.	Width w [mm]
2	DFK-IPCV 35 HC/ 2-GF-15,00	1793600	25	54.4
3	DFK-IPCV 35 HC/ 3-GF-15,00	1793613	25	69.4
4	DFK-IPCV 35 HC/ 4-GF-15,00	1793626	25	84.4
5	DFK-IPCV 35 HC/ 5-GF-15,00	1793639	10	99.4
6	DFK-IPCV 35 HC/ 6-GF-15,00	1793642	10	114.4



**Technical data**

Product Line	COMBICON Connectors XL		
Connection system / type of contact	COMBICON PC 35 / Socket		
Locking	Threaded flange		
<b>Electrical parameters</b>			
rated current / nominal cross section	[A] / [mm <sup>2</sup> ]	125 / 35	
Surge voltage category/degree of pollution		III/3	III / 2
Rated insulation voltage	[V]	1000	1000
Rated surge voltage	[kV]	8	6
<b>General data</b>			
Type of insulation material / insulation material group	PBT / IIIa		
Flammability rating in accordance with UL 94	V0		
<b>Certification data</b>			
Note	More detailed information on the approval data can be found on our website.		





# FINEPITCH board-to-board connectors

---

## **FINEPITCH FS 0,635**

SMD male connector strips	<b>466</b>
SMD female connectors	<b>467</b>

---

## **FINEPITCH FP 0,8**

Shielded SMD male connectors	<b>469</b>
Shielded SMD female connectors	<b>471</b>
SMD male connector strips	<b>473</b>
SMD male connector strips	<b>476</b>

---

## **FINEPITCH FR 1,27**

SMD male connector strips	<b>478</b>
SMD female connectors	<b>479</b>
IDC female connectors	<b>481</b>

---

## **FINEPITCH FQ 1,27**

SMD pin headers	<b>482</b>
SMD base strips	<b>482</b>

---

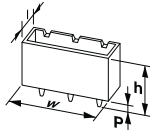
## **FINEPITCH FQ 2,54**

SMD pin headers	<b>483</b>
SMD base strips	<b>484</b>

## FINEPITCH FS 0,635

### SMD male connector, Pitch: 0.635 mm

FS 0,635/...-MV-R- 5,0, Linear pad geometry



Dimensions	[mm]
Length [l]	5.2
Height [h]	5.6
Installed height	5



#### Ordering data

No. of pos.	Type	Item No.	Pcs./ Pkt.	Width w [mm]
20	FS 0,635/ 20-MV-R- 5,0	1332120	850	13.22
40	FS 0,635/ 40-MV-R- 5,0	1332121	850	19.57
60	FS 0,635/ 60-MV-R- 5,0	1332122	850	25.92
80	FS 0,635/ 80-MV-R- 5,0	1332123	850	32.27

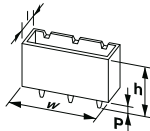


#### Technical data

Connection system / type of contact	FINEPITCH FS 0,635 / Pin	
Number of positions range	20 ... 80	
Mounting type	SMD soldering	
Connection direction of the connector to the PCB	90 °	
Data transmission rate	up to 20 Gbps	
<b>Electrical parameters</b>		
Nominal current	[A]	0.5 A IEC 60512-5-2:2002-02 (40-pos. / 60-pos.)
Test voltage	[V]	500 V AC IEC 60512-4-1:2003
Insulation resistance	[GΩ]	≥ 5 GΩ, (IEC 60512-3-1:2002-02)
Contact resistance	[mΩ]	≤40 mΩ, (IEC 60512-2-1:2002-02)
<b>General data</b>		
Air clearances and creepage distances	[mm]	min. 0.19 mm
Ambient temperature (operation)	[°C]	-55 °C ... 125 °C
Insertion and withdrawal force per contact		0.6 N
Coplanarity		≤ 0.1 mm
Service life		50 Insertion/withdrawal cycles
Type of insulation material / insulation material group		LCP / -
Flammability rating in accordance with UL 94		-
<b>Certification data</b>		
Note	More detailed information on the approval data can be found on our website.	

### SMD male connector, Pitch: 0.635 mm

FS 0,635/...-MV-R- 8,0, Linear pad geometry



Dimensions	[mm]
Length [l]	5.2
Height [h]	8.6
Installed height	8



#### Ordering data

No. of pos.	Type	Item No.	Pcs./ Pkt.	Width w [mm]
20	FS 0,635/ 20-MV-R- 8,0	1332124	600	13.22
40	FS 0,635/ 40-MV-R- 8,0	1332125	600	19.57
60	FS 0,635/ 60-MV-R- 8,0	1332126	600	25.92
80	FS 0,635/ 80-MV-R- 8,0	1332127	600	32.27

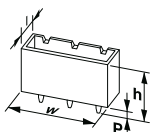


#### Technical data

Connection system / type of contact	FINEPITCH FS 0,635 / Pin	
Number of positions range	20 ... 80	
Mounting type	SMD soldering	
Connection direction of the connector to the PCB	90 °	
Data transmission rate	up to 20 Gbps	
<b>Electrical parameters</b>		
Nominal current	[A]	0.5 A IEC 60512-5-2:2002-02 (40-pos. / 60-pos.)
Test voltage	[V]	500 V AC IEC 60512-4-1:2003
Insulation resistance	[GΩ]	≥ 5 GΩ, (IEC 60512-3-1:2002-02)
Contact resistance	[mΩ]	≤70 mΩ, (IEC 60512-2-1:2002-02)
<b>General data</b>		
Air clearances and creepage distances	[mm]	min. 0.19 mm
Ambient temperature (operation)	[°C]	-55 °C ... 125 °C
Insertion and withdrawal force per contact		0.6 N
Coplanarity		≤ 0.1 mm
Service life		50 Insertion/withdrawal cycles
Type of insulation material / insulation material group		LCP / -
Flammability rating in accordance with UL 94		-
<b>Certification data</b>		
Note	More detailed information on the approval data can be found on our website.	

**SMD male connector, Pitch: 0.635 mm**

FS 0,635/...-MV-R- 9,0, Linear pad geometry



Dimensions	[mm]
Length [l]	5.2
Height [h]	9.6
Installed height	9



**Ordering data**

No. of pos.	Type	Item No.	Pcs./ Pkt.	Width w [mm]
20	FS 0,635/ 20-MV-R- 9,0	1332195	540	13.22
40	FS 0,635/ 40-MV-R- 9,0	1332196	540	19.57
60	FS 0,635/ 60-MV-R- 9,0	1332197	540	25.92
80	FS 0,635/ 80-MV-R- 9,0	1332198	540	32.27

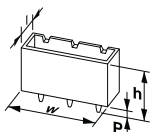


**Technical data**

Connection system / type of contact	FINEPITCH FS 0,635 / Pin	
Number of positions range	20 ... 80	
Mounting type	SMD soldering	
Connection direction of the connector to the PCB	90 °	
Data transmission rate	up to 20 Gbps	
<b>Electrical parameters</b>		
Nominal current	[A]	0.5 A IEC 60512-5-2:2002-02 (40-pos. / 60-pos.)
Test voltage	[V]	500 V AC IEC 60512-4-1:2003
Insulation resistance	[GΩ]	≥ 5 GΩ, (IEC 60512-3-1:2002-02)
Contact resistance	[mΩ]	≤70 mΩ, (IEC 60512-2-1:2002-02)
<b>General data</b>		
Air clearances and creepage distances	[mm]	min. 0.19 mm
Ambient temperature (operation)	[°C]	-55 °C ... 125 °C
Insertion and withdrawal force per contact		0.6 N
Coplanarity		≤ 0.1 mm
Service life		50 Insertion/withdrawal cycles
Type of insulation material / insulation material group		LCP / -
Flammability rating in accordance with UL 94		-
<b>Certification data</b>		
Note	More detailed information on the approval data can be found on our website.	

**SMD female connector, Pitch: 0.635 mm**

FS 0,635/...-FV-R- 4,0, Linear pad geometry



Dimensions	[mm]
Length [l]	6.4
Height [h]	4.6
Installed height	4



**Ordering data**

No. of pos.	Type	Item No.	Pcs./ Pkt.	Width w [mm]
20	FS 0,635/ 20-FV-R- 4,0	1331962	750	14.22
40	FS 0,635/ 40-FV-R- 4,0	1333897	750	20.57
60	FS 0,635/ 60-FV-R- 4,0	1333898	750	26.92
80	FS 0,635/ 80-FV-R- 4,0	1333899	750	33.27



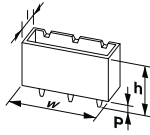
**Technical data**

Connection system / type of contact	FINEPITCH FS 0,635 / Socket	
Number of positions range	20 ... 80	
Mounting type	SMD soldering	
Connection direction of the connector to the PCB	90 °	
Data transmission rate	up to 20 Gbps	
<b>Electrical parameters</b>		
Nominal current	[A]	0.5 A IEC 60512-5-2:2002-02 (40-pos. / 60-pos.)
Test voltage	[V]	500 V AC IEC 60512-4-1:2003
Insulation resistance	[GΩ]	≥ 5 GΩ, (IEC 60512-3-1:2002-02)
Contact resistance	[mΩ]	≤40 mΩ, (IEC 60512-2-1:2002-02)
<b>General data</b>		
Air clearances and creepage distances	[mm]	min. 0.19 mm
Ambient temperature (operation)	[°C]	-55 °C ... 125 °C
Insertion and withdrawal force per contact		0.6 N
Coplanarity		≤ 0.1 mm
Service life		50 Insertion/withdrawal cycles
Type of insulation material / insulation material group		LCP / IIIb
Flammability rating in accordance with UL 94		V0
<b>Certification data</b>		
Note	More detailed information on the approval data can be found on our website.	

## FINEPITCH FS 0,635

### SMD female connector, Pitch: 0.635 mm

FS 0,635/...-FV-F-6,0, Linear pad geometry



Dimensions	[mm]
Length [l]	10.4
Height [h]	6.5
Installed height	6



#### Ordering data

No. of pos.	Type	Item No.	Pcs./ Pkt.	Width w [mm]
20	FS 0,635/ 20-FV-F-6,0	1439169	500	17.5
40	FS 0,635/ 40-FV-F-6,0	1439170	500	23.8
60	FS 0,635/ 60-FV-F-6,0	1439171	500	30.2
80	FS 0,635/ 80-FV-F-6,0	1439174	500	36.5

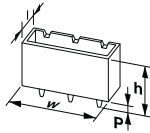


#### Technical data

Connection system / type of contact	FINEPITCH FS 0,635 / Socket
Number of positions range	20 ... 80
Mounting type	SMD soldering
Connection direction of the connector to the PCB	90 °
Data transmission rate	up to 40 Gbps
<b>Electrical parameters</b>	
Nominal current [A]	0.5 A IEC 60512-5-2:2002-02 (40-pos. / 60-pos. / 80-pos.)
Test voltage [V]	500 V AC IEC 60512-4-1:2003
Insulation resistance [GΩ]	≥ 5 GΩ, (IEC 60512-3-1:2002-02)
Contact resistance [mΩ]	≤ 70 mΩ, (IEC 60512-2-1:2002-02)
<b>General data</b>	
Air clearances and creepage distances [mm]	min. 0.2 mm
Ambient temperature (operation) [°C]	-55 °C ... 125 °C
Insertion and withdrawal force per contact	0.75 N
Coplanarity	≤ 0.1 mm
Service life	50 Insertion/withdrawal cycles
Type of insulation material / insulation material group	LCP / IIIa
Flammability rating in accordance with UL 94	V0
<b>Certification data</b>	
Note	More detailed information on the approval data can be found on our website.

### SMD female connector, Pitch: 0.635 mm

FS 0,635/...-FV-R-10,0, Linear pad geometry



Dimensions	[mm]
Length [l]	6.4
Height [h]	10.6
Installed height	10



#### Ordering data

No. of pos.	Type	Item No.	Pcs./ Pkt.	Width w [mm]
20	FS 0,635/ 20-FV-R-10,0	1334089	350	14.22
40	FS 0,635/ 40-FV-R-10,0	1334090	350	20.57
60	FS 0,635/ 60-FV-R-10,0	1334091	350	26.92
80	FS 0,635/ 80-FV-R-10,0	1334092	350	33.27



#### Technical data

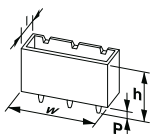
Connection system / type of contact	FINEPITCH FS 0,635 / Socket
Number of positions range	20 ... 80
Mounting type	SMD soldering
Connection direction of the connector to the PCB	90 °
Data transmission rate	up to 20 Gbps
<b>Electrical parameters</b>	
Nominal current [A]	0.5 A IEC 60512-5-2:2002-02 (40-pos. / 60-pos.)
Test voltage [V]	500 V AC IEC 60512-4-1:2003
Insulation resistance [GΩ]	≥ 5 GΩ, (IEC 60512-3-1:2002-02)
Contact resistance [mΩ]	≤ 70 mΩ, (IEC 60512-2-1:2002-02)
<b>General data</b>	
Air clearances and creepage distances [mm]	min. 0.19 mm
Ambient temperature (operation) [°C]	-55 °C ... 125 °C
Insertion and withdrawal force per contact	0.6 N
Coplanarity	≤ 0.1 mm
Service life	50 Insertion/withdrawal cycles
Type of insulation material / insulation material group	LCP / IIb
Flammability rating in accordance with UL 94	V0
<b>Certification data</b>	
Note	More detailed information on the approval data can be found on our website.

## shielded SMD male connector, Pitch: 0.8 mm

FP 0,8/...-MV-SH 1,15, Linear pad geometry



Scale%




Dimensions	[mm]
Length [l]	6.1
Height [h]	5.65
Installed height	5.65



## Ordering data

No. of pos.	Type	Item No.	Pcs./ Pkt.	Width w [mm]
12	FP 0,8/ 12-MV-SH 1,15	1043786	500	8.7
20	FP 0,8/ 20-MV-SH 1,15	1053586	500	11.9
32	FP 0,8/ 32-MV-SH 1,15	1043787	500	16.7
52	FP 0,8/ 52-MV-SH 1,15	1043789	500	24.7
80	FP 0,8/ 80-MV-SH 1,15	1043790	500	35.9



## Technical data

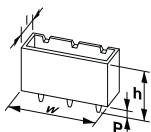
Connection system / type of contact	FINEPITCH FP 0,8 shielded / Pin	
Number of positions range	12 ... 80	
Mounting type	SMD soldering	
Connection direction of the connector to the PCB	90 °	
EMC note	shielded	
Data transmission rate	nom. 16 Gbps	
Electrical parameters		
Nominal current	[A]	1.7 A IEC 60512-5-2:2002-02 (at 20°C 52-pos.)
Test voltage	[V]	500 V AC IEC 60512-4-1:2003
Insulation resistance	[GΩ]	≥ 5 GΩ, (IEC 60512-3-1:2002-02)
Contact resistance	[mΩ]	≤ 20 mΩ, (IEC 60512-2-1:2002-02)
General data		
Air clearances and creepage distances	[mm]	min. 0.25 mm
Ambient temperature (operation)	[°C]	-55 °C ... 125 °C
Insertion and withdrawal force per contact	1.2 N	
Coplanarity	≤ 0.1 mm	
Service life	500 Insertion/withdrawal cycles, Performance level 1	
Type of insulation material / insulation material group	LCP / IIIb	
Flammability rating in accordance with UL 94	V0	
Certification data		
Note	More detailed information on the approval data can be found on our website.	

## shielded SMD male connector, Pitch: 0.8 mm

FP 0,8/...-MV-SH 2,65, Linear pad geometry



Scale%



Dimensions	[mm]
Length [l]	6.1
Height [h]	7.15
Installed height	6.55



## Ordering data

No. of pos.	Type	Item No.	Pcs./ Pkt.	Width w [mm]
12	FP 0,8/ 12-MV-SH 2,65	1043731	250	8.7
20	FP 0,8/ 20-MV-SH 2,65	1053609	250	11.9
32	FP 0,8/ 32-MV-SH 2,65	1043733	250	16.7
52	FP 0,8/ 52-MV-SH 2,65	1043756	250	24.7
80	FP 0,8/ 80-MV-SH 2,65	1043757	250	35.9



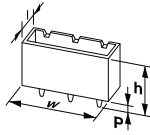
## Technical data

Connection system / type of contact	FINEPITCH FP 0,8 shielded / Pin	
Number of positions range	12 ... 80	
Mounting type	SMD soldering	
Connection direction of the connector to the PCB	90 °	
EMC note	shielded	
Data transmission rate	nom. 16 Gbps	
Electrical parameters		
Nominal current	[A]	1.7 A IEC 60512-5-2:2002-02 (at 20°C 80-pos.)
Test voltage	[V]	500 V AC IEC 60512-4-1:2003
Insulation resistance	[GΩ]	≥ 5 GΩ, (IEC 60512-3-1:2002-02)
Contact resistance	[mΩ]	≤ 15 mΩ, (IEC 60512-2-1:2002-02)
General data		
Air clearances and creepage distances	[mm]	min. 0.25 mm
Ambient temperature (operation)	[°C]	-55 °C ... 125 °C
Insertion and withdrawal force per contact	1.2 N	
Coplanarity	≤ 0.1 mm	
Service life	500 Insertion/withdrawal cycles, Performance level 1	
Type of insulation material / insulation material group	LCP / IIIb	
Flammability rating in accordance with UL 94	V0	
Certification data		
Note	More detailed information on the approval data can be found on our website.	

# FINEPITCH FP 0,8

## shielded SMD male connector, Pitch: 0.8 mm

FP 0,8/...-MV-SH 7,15, Linear pad geometry



Dimensions	[mm]
Length [l]	6.1
Height [h]	12.25
Installed height	11.65



### Ordering data

No. of pos.	Type	Item No.	Pcs./ Pkt.	Width w [mm]
12	FP 0,8/ 12-MV-SH 7,15	1154004	300	8.7
20	FP 0,8/ 20-MV-SH 7,15	1154005	300	11.9
32	FP 0,8/ 32-MV-SH 7,15	1154007	300	16.7
52	FP 0,8/ 52-MV-SH 7,15	1154008	300	24.7
80	FP 0,8/ 80-MV-SH 7,15	1154011	300	35.9

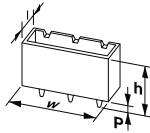


### Technical data

Connection system / type of contact	FINEPITCH FP 0,8 shielded / Pin	
Number of positions range	12 ... 80	
Mounting type	SMD soldering	
Connection direction of the connector to the PCB	90 °	
EMC note	-	
Data transmission rate	up to 16 Gbps	
<b>Electrical parameters</b>		
Nominal current	[A]	1.7 A IEC 60512-5-2:2002-02 (at 20°C 80-pos.)
Test voltage	[V]	500 V AC IEC 60512-4-1:2003
Insulation resistance	[GΩ]	≥ 5 GΩ, (IEC 60512-3-1:2002-02)
Contact resistance	[mΩ]	≤25 mΩ, (IEC 60512-2-1:2002-02)
<b>General data</b>		
Air clearances and creepage distances	[mm]	min. 0.25 mm
Ambient temperature (operation)	[°C]	-55 °C ... 125 °C
Insertion and withdrawal force per contact	1.2 N	
Coplanarity	≤ 0.1 mm	
Service life	500 Insertion/withdrawal cycles, Performance level 1	
Type of insulation material / insulation material group	LCP / IIIb	
Flammability rating in accordance with UL 94	V0	
<b>Certification data</b>		
Note	More detailed information on the approval data can be found on our website.	

## shielded SMD male connector, Pitch: 0.8 mm

FP 0,8/...-MV-SH 8,65, Linear pad geometry



Dimensions	[mm]
Length [l]	6.1
Height [h]	13.75
Installed height	13.15



### Ordering data

No. of pos.	Type	Item No.	Pcs./ Pkt.	Width w [mm]
12	FP 0,8/ 12-MV-SH 8,65	1154119	250	8.7
20	FP 0,8/ 20-MV-SH 8,65	1154120	250	11.9
32	FP 0,8/ 32-MV-SH 8,65	1154121	250	16.7
52	FP 0,8/ 52-MV-SH 8,65	1154122	250	24.7
80	FP 0,8/ 80-MV-SH 8,65	1154123	250	35.9

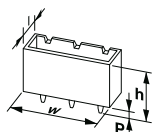


### Technical data

Connection system / type of contact	FINEPITCH FP 0,8 shielded / Pin	
Number of positions range	12 ... 80	
Mounting type	SMD soldering	
Connection direction of the connector to the PCB	90 °	
EMC note	-	
Data transmission rate	up to 16 Gbps	
<b>Electrical parameters</b>		
Nominal current	[A]	1.7 A IEC 60512-5-2:2002-02 (at 20°C 80-pos.)
Test voltage	[V]	500 V AC IEC 60512-4-1:2003
Insulation resistance	[GΩ]	≥ 5 GΩ, (IEC 60512-3-1:2002-02)
Contact resistance	[mΩ]	≤25 mΩ, (IEC 60512-2-1:2002-02)
<b>General data</b>		
Air clearances and creepage distances	[mm]	min. 0.25 mm
Ambient temperature (operation)	[°C]	-55 °C ... 125 °C
Insertion and withdrawal force per contact	1.2 N	
Coplanarity	≤ 0.1 mm	
Service life	500 Insertion/withdrawal cycles, Performance level 1	
Type of insulation material / insulation material group	LCP / IIIb	
Flammability rating in accordance with UL 94	V0	
<b>Certification data</b>		
Note	More detailed information on the approval data can be found on our website.	

**shielded SMD male connector, Pitch: 0.8 mm**

FP 0,8/...MH-SH, Linear pad geometry



Dimensions	[mm]
Length [l]	8.95
Height [h]	6.45
Installed height	6.45



**Ordering data**

No. of pos.	Type	Item No.	Pcs./ Pkt.	Width w [mm]
12	FP 0,8/ 12-MH-SH	1043791	400	9.2
20	FP 0,8/ 20-MH-SH	1053615	400	12.4
32	FP 0,8/ 32-MH-SH	1043792	400	17.2
52	FP 0,8/ 52-MH-SH	1043793	400	25.2
80	FP 0,8/ 80-MH-SH	1043794	400	36.4

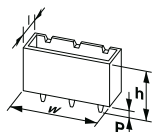


**Technical data**

Connection system / type of contact	FINEPITCH FP 0,8 shielded / Pin	
Number of positions range	12 ... 80	
Mounting type	SMD soldering	
Connection direction of the connector to the PCB	0°	
EMC note	shielded	
Data transmission rate	nom. 16 Gbps	
<b>Electrical parameters</b>		
Nominal current	[A]	1.7 A IEC 60512-5-2:2002-02 (at 20°C 80-pos.)
Test voltage	[V]	500 V AC IEC 60512-4-1:2003
Insulation resistance	[GΩ]	≥ 5 GΩ, (IEC 60512-3-1:2002-02)
Contact resistance	[mΩ]	≤ 25 mΩ, (IEC 60512-2-1:2002-02)
<b>General data</b>		
Air clearances and creepage distances	[mm]	min. 0.25 mm
Ambient temperature (operation)	[°C]	-55 °C ... 125 °C
Insertion and withdrawal force per contact		1.2 N
Coplanarity		≤ 0.1 mm
Service life		500 Insertion/withdrawal cycles, Performance level 1
Type of insulation material / insulation material group		LCP / IIIb
Flammability rating in accordance with UL 94		V0
<b>Certification data</b>		
Note	More detailed information on the approval data can be found on our website.	

**Shielded SMD female connector, Pitch: 0.8 mm**

FP 0,8/...FV-SH 4,85, Linear pad geometry



Dimensions	[mm]
Length [l]	7.1
Height [h]	5.45
Installed height	4.85



**Ordering data**

No. of pos.	Type	Item No.	Pcs./ Pkt.	Width w [mm]
12	FP 0,8/ 12-FV-SH 4,85	1043710	500	9.58
20	FP 0,8/ 20-FV-SH 4,85	1053612	500	12.78
32	FP 0,8/ 32-FV-SH 4,85	1043711	500	17.58
52	FP 0,8/ 52-FV-SH 4,85	1043713	500	25.58
80	FP 0,8/ 80-FV-SH 4,85	1043714	500	36.78



**Technical data**

Connection system / type of contact	FINEPITCH FP 0,8 shielded / Socket	
Number of positions range	12 ... 80	
Mounting type	SMD soldering	
Connection direction of the connector to the PCB	90°	
EMC note	shielded	
Data transmission rate	nom. 16 Gbps	
<b>Electrical parameters</b>		
Nominal current	[A]	1.7 A IEC 60512-5-2:2002-02 (at 20°C 80-pos.)
Test voltage	[V]	500 V AC IEC 60512-4-1:2003
Insulation resistance	[GΩ]	≥ 5 GΩ, (IEC 60512-3-1:2002-02)
Contact resistance	[mΩ]	≤ 15 mΩ, (IEC 60512-2-1:2002-02)
<b>General data</b>		
Air clearances and creepage distances	[mm]	min. 0.25 mm
Ambient temperature (operation)	[°C]	-55 °C ... 125 °C
Insertion and withdrawal force per contact		1.2 N
Coplanarity		≤ 0.1 mm
Service life		500 Insertion/withdrawal cycles, Performance level 1
Type of insulation material / insulation material group		LCP / IIIb
Flammability rating in accordance with UL 94		V0
<b>Certification data</b>		
Note	More detailed information on the approval data can be found on our website.	

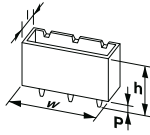
## FINEPITCH FP 0,8

### Shielded SMD female connector, Pitch: 0.8 mm

FP 0,8/...FV-SH 7,85, Linear pad geometry



Scale%



Dimensions	[mm]
Length [l]	7.1
Height [h]	8.45
Installed height	7.85



#### Ordering data

No. of pos.	Type	Item No.	Pcs./ Pkt.	Width w [mm]
12	FP 0,8/ 12-FV-SH 7,85	1043682	250	9.58
20	FP 0,8/ 20-FV-SH 7,85	1053614	250	12.78
32	FP 0,8/ 32-FV-SH 7,85	1043683	250	17.58
52	FP 0,8/ 52-FV-SH 7,85	1043684	250	25.58
80	FP 0,8/ 80-FV-SH 7,85	1043685	250	36.78



#### Technical data

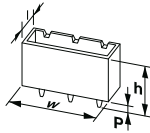
Connection system / type of contact	FINEPITCH FP 0,8 shielded / Socket	
Number of positions range	12 ... 80	
Mounting type	SMD soldering	
Connection direction of the connector to the PCB	90 °	
EMC note	shielded	
Data transmission rate	nom. 16 Gbps	
<b>Electrical parameters</b>		
Nominal current	[A]	1.7 A IEC 60512-5-2:2002-02 (at 20°C 80-pos.)
Test voltage	[V]	500 V AC IEC 60512-4-1:2003
Insulation resistance	[GΩ]	≥ 5 GΩ, (IEC 60512-3-1:2002-02)
Contact resistance	[mΩ]	≤ 15 mΩ, (IEC 60512-2-1:2002-02)
<b>General data</b>		
Air clearances and creepage distances	[mm]	min. 0.25 mm
Ambient temperature (operation)	[°C]	-55 °C ... 125 °C
Insertion and withdrawal force per contact	1.2 N	
Coplanarity	≤ 0.1 mm	
Service life	500 Insertion/withdrawal cycles, Performance level 1	
Type of insulation material / insulation material group	LCP / IIIb	
Flammability rating in accordance with UL 94	V0	
<b>Certification data</b>		
Note	More detailed information on the approval data can be found on our website.	

### Shielded SMD female connector, Pitch: 0.8 mm

FP 0,8/...FV-SH 10,85, Linear pad geometry



Scale%



Dimensions	[mm]
Length [l]	7.1
Height [h]	11.45
Installed height	10.85



#### Ordering data

No. of pos.	Type	Item No.	Pcs./ Pkt.	Width w [mm]
12	FP 0,8/ 12-FV-SH 10,85	1154031	250	6.9
20	FP 0,8/ 20-FV-SH 10,85	1154032	250	10.1
32	FP 0,8/ 32-FV-SH 10,85	1154033	250	14.9
52	FP 0,8/ 52-FV-SH 10,85	1154034	250	22.9
80	FP 0,8/ 80-FV-SH 10,85	1154035	250	34.1



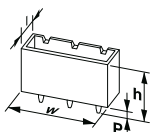
#### Technical data

Connection system / type of contact	FINEPITCH FP 0,8 shielded / Socket	
Number of positions range	12 ... 80	
Mounting type	SMD soldering	
Connection direction of the connector to the PCB	90 °	
EMC note	shielded	
Data transmission rate	up to 16 Gbps	
<b>Electrical parameters</b>		
Nominal current	[A]	1.7 A IEC 60512-5-2:2002-02 (at 20°C 80-pos.)
Test voltage	[V]	500 V AC IEC 60512-4-1:2003
Insulation resistance	[GΩ]	≥ 5 GΩ, (IEC 60512-3-1:2002-02)
Contact resistance	[mΩ]	≤ 25 mΩ, (IEC 60512-2-1:2002-02)
<b>General data</b>		
Air clearances and creepage distances	[mm]	min. 0.25 mm
Ambient temperature (operation)	[°C]	-55 °C ... 125 °C
Insertion and withdrawal force per contact	1.2 N	
Coplanarity	≤ 0.1 mm	
Service life	500 Insertion/withdrawal cycles, Performance level 1	
Type of insulation material / insulation material group	LCP / IIIb	
Flammability rating in accordance with UL 94	V0	
<b>Certification data</b>		
Note	More detailed information on the approval data can be found on our website.	



**Shielded SMD female connector, Pitch: 0.8 mm**

FP 0,8/...FH-SH, Linear pad geometry



Dimensions	[mm]
Length [l]	9.55
Height [h]	7.9
Installed height	7.9



**Ordering data**

No. of pos.	Type	Item No.	Pcs./ Pkt.	Width w [mm]
12	FP 0,8/ 12-FH-SH	1043722	400	9.6
20	FP 0,8/ 20-FH-SH	1053616	400	12.8
32	FP 0,8/ 32-FH-SH	1043723	400	17.6
52	FP 0,8/ 52-FH-SH	1043724	400	25.6
80	FP 0,8/ 80-FH-SH	1043725	400	38.8

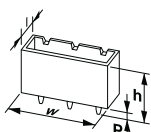


**Technical data**

Connection system / type of contact	FINEPITCH FP 0,8 shielded / Socket	
Number of positions range	12 ... 80	
Mounting type	SMD soldering	
Connection direction of the connector to the PCB	0°	
EMC note	shielded	
Data transmission rate	nom. 16 Gbps	
<b>Electrical parameters</b>		
Nominal current	[A]	1.7 A IEC 60512-5-2:2002-02 (at 20°C 80-pos.)
Test voltage	[V]	500 V AC IEC 60512-4-1:2003
Insulation resistance	[GΩ]	≥ 5 GΩ, (IEC 60512-3-1:2002-02)
Contact resistance	[mΩ]	≤ 25 mΩ, (IEC 60512-2-1:2002-02)
<b>General data</b>		
Air clearances and creepage distances	[mm]	min. 0.25 mm
Ambient temperature (operation)	[°C]	-55 °C ... 125 °C
Insertion and withdrawal force per contact		1.2 N
Coplanarity		≤ 0.1 mm
Service life		500 Insertion/withdrawal cycles, Performance level 1
Type of insulation material / insulation material group		LCP / IIIb
Flammability rating in accordance with UL 94		V0
<b>Certification data</b>		
Note	More detailed information on the approval data can be found on our website.	

**SMD male connector, Pitch: 0.8 mm**

FP 0,8/...MV 1,15, Linear pad geometry



Dimensions	[mm]
Length [l]	6.1
Height [h]	6.25
Installed height	5.65



**Ordering data**

No. of pos.	Type	Item No.	Pcs./ Pkt.	Width w [mm]
12	FP 0,8/ 12-MV 1,15	1061725	500	8.7
20	FP 0,8/ 20-MV 1,15	1061727	500	11.9
32	FP 0,8/ 32-MV 1,15	1061728	500	16.7
52	FP 0,8/ 52-MV 1,15	1061729	500	24.7
80	FP 0,8/ 80-MV 1,15	1061730	500	35.9



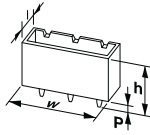
**Technical data**

Connection system / type of contact	FINEPITCH FP 0,8 / Pin	
Number of positions range	12 ... 80	
Mounting type	SMD soldering	
Connection direction of the connector to the PCB	90°	
Data transmission rate	nom. 16 Gbps	
<b>Electrical parameters</b>		
Nominal current	[A]	1.7 A IEC 60512-5-2:2002-02 (at 20°C 52-pos.)
Test voltage	[V]	500 V AC IEC 60512-4-1:2003
Insulation resistance	[GΩ]	≥ 5 GΩ, (IEC 60512-3-1:2002-02)
Contact resistance	[mΩ]	≤ 20 mΩ, (IEC 60512-2-1:2002-02)
<b>General data</b>		
Air clearances and creepage distances	[mm]	min. 0.25 mm
Ambient temperature (operation)	[°C]	-55 °C ... 125 °C
Insertion and withdrawal force per contact		0.6 N
Coplanarity		≤ 0.1 mm
Service life		500 Insertion/withdrawal cycles, Performance level 1
Type of insulation material / insulation material group		LCP / IIIb
Flammability rating in accordance with UL 94		V0
<b>Certification data</b>		
Note	More detailed information on the approval data can be found on our website.	

# FINEPITCH FP 0,8

## SMD male connector, Pitch: 0.8 mm

FP 0,8/..-MV 2,65, Linear pad geometry



Dimensions	[mm]
Length [l]	6.1
Height [h]	7.15
Installed height	6.55



### Ordering data

No. of pos.	Type	Item No.	Pcs./ Pkt.	Width w [mm]
12	FP 0,8/ 12-MV 2,65	1061696	250	8.7
20	FP 0,8/ 20-MV 2,65	1061697	250	11.9
32	FP 0,8/ 32-MV 2,65	1061698	250	16.7
52	FP 0,8/ 52-MV 2,65	1061700	250	24.7
80	FP 0,8/ 80-MV 2,65	1061704	250	35.9

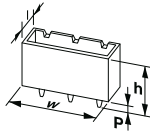


### Technical data

Connection system / type of contact	FINEPITCH FP 0,8 / Pin	
Number of positions range	12 ... 80	
Mounting type	SMD soldering	
Connection direction of the connector to the PCB	90 °	
Data transmission rate	nom. 16 Gbps	
<b>Electrical parameters</b>		
Nominal current	[A]	1.7 A IEC 60512-5-2:2002-02 (at 20°C 80-pos.)
Test voltage	[V]	500 V AC IEC 60512-4-1:2003
Insulation resistance	[GΩ]	≥ 5 GΩ, (IEC 60512-3-1:2002-02)
Contact resistance	[mΩ]	≤20 mΩ, (IEC 60512-2-1:2002-02)
<b>General data</b>		
Air clearances and creepage distances	[mm]	min. 0.25 mm
Ambient temperature (operation)	[°C]	-55 °C ... 125 °C
Insertion and withdrawal force per contact	0.6 N	
Coplanarity	≤ 0.1 mm	
Service life	500 Insertion/withdrawal cycles, Performance level 1	
Type of insulation material / insulation material group	LCP / IIIb	
Flammability rating in accordance with UL 94	V0	
<b>Certification data</b>		
Note	More detailed information on the approval data can be found on our website.	

## SMD male connector, Pitch: 0.8 mm

FP 0,8/..-MV 7,15, Linear pad geometry



Dimensions	[mm]
Length [l]	6.1
Height [h]	12.25
Installed height	11.65



### Ordering data

No. of pos.	Type	Item No.	Pcs./ Pkt.	Width w [mm]
12	FP 0,8/ 12-MV 7,15	1154017	300	8.7
20	FP 0,8/ 20-MV 7,15	1154018	300	11.9
32	FP 0,8/ 32-MV 7,15	1154022	300	16.7
52	FP 0,8/ 52-MV 7,15	1154023	300	24.7
80	FP 0,8/ 80-MV 7,15	1154024	300	35.9

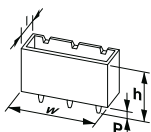
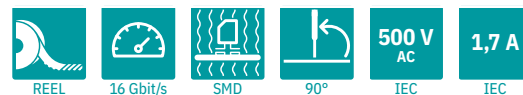


### Technical data

Connection system / type of contact	FINEPITCH FP 0,8 / Pin	
Number of positions range	12 ... 80	
Mounting type	SMD soldering	
Connection direction of the connector to the PCB	90 °	
Data transmission rate	up to 16 Gbps	
<b>Electrical parameters</b>		
Nominal current	[A]	1.7 A IEC 60512-5-2:2002-02 (at 20°C 80-pos.)
Test voltage	[V]	500 V AC IEC 60512-4-1:2003
Insulation resistance	[GΩ]	≥ 5 GΩ, (IEC 60512-3-1:2002-02)
Contact resistance	[mΩ]	≤25 mΩ, (IEC 60512-2-1:2002-02)
<b>General data</b>		
Air clearances and creepage distances	[mm]	min. 0.25 mm
Ambient temperature (operation)	[°C]	-55 °C ... 125 °C
Insertion and withdrawal force per contact	0.6 N	
Coplanarity	≤ 0.1 mm	
Service life	500 Insertion/withdrawal cycles, Performance level 1	
Type of insulation material / insulation material group	LCP / IIIb	
Flammability rating in accordance with UL 94	V0	
<b>Certification data</b>		
Note	More detailed information on the approval data can be found on our website.	

**SMD male connector, Pitch: 0.8 mm**

FP 0,8/..-MV 8,65, Linear pad geometry



Dimensions	[mm]
Length [l]	6.1
Height [h]	13.75
Installed height	13.15



**Ordering data**

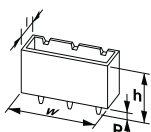
No. of pos.	Type	Item No.	Pcs./ Pkt.	Width w [mm]
12	FP 0,8/ 12-MV 8,65	1154012	250	8.7
20	FP 0,8/ 20-MV 8,65	1154013	250	11.9
32	FP 0,8/ 32-MV 8,65	1154014	250	16.7
52	FP 0,8/ 52-MV 8,65	1154015	250	24.7
80	FP 0,8/ 80-MV 8,65	1154016	250	35.9

**Technical data**

Connection system / type of contact	FINEPITCH FP 0,8 / Pin
Number of positions range	12 ... 80
Mounting type	SMD soldering
Connection direction of the connector to the PCB	90 °
Data transmission rate	up to 16 Gbps
<b>Electrical parameters</b>	
Nominal current	[A] 1.7 A IEC 60512-5-2:2002-02 (at 20°C 80-pos.)
Test voltage	[V] 500 V AC IEC 60512-4-1:2003
Insulation resistance	[GΩ] ≥ 5 GΩ, (IEC 60512-3-1:2002-02)
Contact resistance	[mΩ] ≤25 mΩ, (IEC 60512-2-1:2002-02)
<b>General data</b>	
Air clearances and creepage distances	[mm] min. 0.25 mm
Ambient temperature (operation)	[°C] -55 °C ... 125 °C
Insertion and withdrawal force per contact	0.6 N
Coplanarity	≤ 0.1 mm
Service life	500 Insertion/withdrawal cycles, Performance level 1
Type of insulation material / insulation material group	LCP / IIIb
Flammability rating in accordance with UL 94	V0
<b>Certification data</b>	
Note	More detailed information on the approval data can be found on our website.

**SMD male connector, Pitch: 0.8 mm**

FP 0,8/..-MH, Linear pad geometry



Dimensions	[mm]
Length [l]	9.36
Height [h]	6.95
Installed height	6.45



**Ordering data**

No. of pos.	Type	Item No.	Pcs./ Pkt.	Width w [mm]
12	FP 0,8/ 12-MH	1104548	400	9.2
20	FP 0,8/ 20-MH	1104549	400	12.4
32	FP 0,8/ 32-MH	1104550	400	17.2
52	FP 0,8/ 52-MH	1104551	400	25.2
80	FP 0,8/ 80-MH	1104552	400	36.4

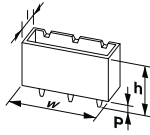
**Technical data**

Connection system / type of contact	FINEPITCH FP 0,8 / Pin
Number of positions range	12 ... 80
Mounting type	SMD soldering
Connection direction of the connector to the PCB	0 °
Data transmission rate	up to 16 Gbps
<b>Electrical parameters</b>	
Nominal current	[A] 1.7 A IEC 60512-5-2:2002-02 (at 20°C 80-pos.)
Test voltage	[V] 500 V AC IEC 60512-4-1:2003
Insulation resistance	[GΩ] ≥ 5 GΩ, (IEC 60512-3-1:2002-02)
Contact resistance	[mΩ] ≤25 mΩ, (IEC 60512-2-1:2002-02)
<b>General data</b>	
Air clearances and creepage distances	[mm] min. 0.25 mm
Ambient temperature (operation)	[°C] -55 °C ... 125 °C
Insertion and withdrawal force per contact	0.6 N
Coplanarity	≤ 0.1 mm
Service life	500 Insertion/withdrawal cycles, Performance level 1
Type of insulation material / insulation material group	LCP / IIIb
Flammability rating in accordance with UL 94	V0
<b>Certification data</b>	
Note	More detailed information on the approval data can be found on our website.

## FINEPITCH FP 0,8

### SMD female connector, Pitch: 0.8 mm

FP 0,8/...FV 4,85, Linear pad geometry



Dimensions	[mm]
Length [l]	7.3
Height [h]	5.45
Installed height	4.85



#### Ordering data

No. of pos.	Type	Item No.	Pcs./ Pkt.	Width w [mm]
12	FP 0,8/ 12-FV 4,85	1061643	500	9.58
20	FP 0,8/ 20-FV 4,85	1061660	500	12.78
32	FP 0,8/ 32-FV 4,85	1061662	500	17.58
52	FP 0,8/ 52-FV 4,85	1061666	500	25.58
80	FP 0,8/ 80-FV 4,85	1061667	500	36.78

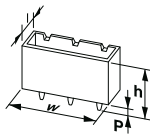


#### Technical data

Connection system / type of contact	FINEPITCH FP 0,8 / Socket
Number of positions range	12 ... 80
Mounting type	SMD soldering
Connection direction of the connector to the PCB	90 °
Data transmission rate	nom. 16 Gbps
<b>Electrical parameters</b>	
Nominal current [A]	1.7 A IEC 60512-5-2:2002-02 (at 20°C 80-pos.)
Test voltage [V]	500 V AC IEC 60512-4-1:2003
Insulation resistance [GΩ]	≥ 5 GΩ, (IEC 60512-3-1:2002-02)
Contact resistance [mΩ]	≤20 mΩ, (IEC 60512-2-1:2002-02)
<b>General data</b>	
Air clearances and creepage distances [mm]	min. 0.25 mm
Ambient temperature (operation) [°C]	-55 °C ... 125 °C
Insertion and withdrawal force per contact	0.6 N
Coplanarity	≤ 0.1 mm
Service life	500 Insertion/withdrawal cycles, Performance level 1
Type of insulation material / insulation material group	LCP / IIIb
Flammability rating in accordance with UL 94	V0
<b>Certification data</b>	
Note	More detailed information on the approval data can be found on our website.

### SMD female connector, Pitch: 0.8 mm

FP 0,8/...FV 7,85, Linear pad geometry



Dimensions	[mm]
Length [l]	7.3
Height [h]	8.45
Installed height	7.85



#### Ordering data

No. of pos.	Type	Item No.	Pcs./ Pkt.	Width w [mm]
12	FP 0,8/ 12-FV 7,85	1061580	250	9.58
20	FP 0,8/ 20-FV 7,85	1061583	250	12.78
32	FP 0,8/ 32-FV 7,85	1061584	250	17.58
52	FP 0,8/ 52-FV 7,85	1061585	250	25.58
80	FP 0,8/ 80-FV 7,85	1061586	250	36.78

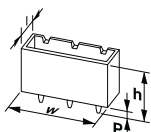


#### Technical data

Connection system / type of contact	FINEPITCH FP 0,8 / Socket
Number of positions range	12 ... 80
Mounting type	SMD soldering
Connection direction of the connector to the PCB	90 °
Data transmission rate	nom. 16 Gbps
<b>Electrical parameters</b>	
Nominal current [A]	1.7 A IEC 60512-5-2:2002-02 (at 20°C 80-pos.)
Test voltage [V]	500 V AC IEC 60512-4-1:2003
Insulation resistance [GΩ]	≥ 5 GΩ, (IEC 60512-3-1:2002-02)
Contact resistance [mΩ]	≤20 mΩ, (IEC 60512-2-1:2002-02)
<b>General data</b>	
Air clearances and creepage distances [mm]	min. 0.25 mm
Ambient temperature (operation) [°C]	-55 °C ... 125 °C
Insertion and withdrawal force per contact	0.6 N
Coplanarity	≤ 0.1 mm
Service life	500 Insertion/withdrawal cycles, Performance level 1
Type of insulation material / insulation material group	LCP / IIIb
Flammability rating in accordance with UL 94	V0
<b>Certification data</b>	
Note	More detailed information on the approval data can be found on our website.

**SMD female connector, Pitch: 0.8 mm**

FP 0,8/...FV 10,85, Linear pad geometry

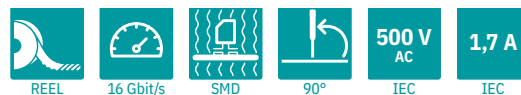


Dimensions	[mm]
Length [l]	6.9
Height [h]	11.45
Installed height	10.85



**Ordering data**

No. of pos.	Type	Item No.	Pcs./ Pkt.	Width w [mm]
12	FP 0,8/ 12-FV 10,85	1154128	250	9.58
20	FP 0,8/ 20-FV 10,85	1154075	250	12.78
32	FP 0,8/ 32-FV 10,85	1154076	250	17.58
52	FP 0,8/ 52-FV 10,85	1154077	250	25.58
80	FP 0,8/ 80-FV 10,85	1154078	250	36.78

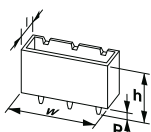


**Technical data**

Connection system / type of contact	FINEPITCH FP 0,8 / Socket
Number of positions range	12 ... 80
Mounting type	SMD soldering
Connection direction of the connector to the PCB	90 °
Data transmission rate	up to 16 Gbps
<b>Electrical parameters</b>	
Nominal current [A]	1.7 A IEC 60512-5-2:2002-02 (at 20°C 80-pos.)
Test voltage [V]	500 V AC IEC 60512-4-1:2003
Insulation resistance [GΩ]	≥ 5 GΩ, (IEC 60512-3-1:2002-02)
Contact resistance [mΩ]	≤20 mΩ, (IEC 60512-2-1:2002-02)
<b>General data</b>	
Air clearances and creepage distances [mm]	min. 0.25 mm
Ambient temperature (operation) [°C]	-55 °C ... 125 °C
Insertion and withdrawal force per contact	1.2 N
Coplanarity	≤ 0.1 mm
Service life	500 Insertion/withdrawal cycles, Performance level 1
Type of insulation material / insulation material group	LCP / IIIb
Flammability rating in accordance with UL 94	V0
<b>Certification data</b>	
Note	More detailed information on the approval data can be found on our website.

**SMD female connector, Pitch: 0.8 mm**

FP 0,8/...FH, Linear pad geometry



Dimensions	[mm]
Length [l]	9.35
Height [h]	7.9
Installed height	7.9



**Ordering data**

No. of pos.	Type	Item No.	Pcs./ Pkt.	Width w [mm]
12	FP 0,8/ 12-FH	1104540	400	9.6
20	FP 0,8/ 20-FH	1104541	400	12.8
32	FP 0,8/ 32-FH	1104542	400	17.6
52	FP 0,8/ 52-FH	1104543	400	25.6
80	FP 0,8/ 80-FH	1104544	400	36.8



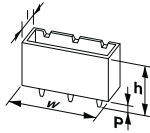
**Technical data**

Connection system / type of contact	FINEPITCH FP 0,8 / Socket
Number of positions range	12 ... 80
Mounting type	SMD soldering
Connection direction of the connector to the PCB	0 °
Data transmission rate	up to 16 Gbps
<b>Electrical parameters</b>	
Nominal current [A]	1.7 A IEC 60512-5-2:2002-02 (at 20°C 80-pos.)
Test voltage [V]	500 V AC IEC 60512-4-1:2003
Insulation resistance [GΩ]	≥ 5 GΩ, (IEC 60512-3-1:2002-02)
Contact resistance [mΩ]	≤25 mΩ, (IEC 60512-2-1:2002-02)
<b>General data</b>	
Air clearances and creepage distances [mm]	min. 0.25 mm
Ambient temperature (operation) [°C]	-55 °C ... 125 °C
Insertion and withdrawal force per contact	0.6 N
Coplanarity	≤ 0.1 mm
Service life	500 Insertion/withdrawal cycles, Performance level 1
Type of insulation material / insulation material group	LCP / IIIb
Flammability rating in accordance with UL 94	V0
<b>Certification data</b>	
Note	More detailed information on the approval data can be found on our website.

## FINEPITCH FR 1,27

### SMD male connector, Pitch: 1.27 mm

FR 1,27/..-MV 1,75, Linear pad geometry



Dimensions	[mm]
Length [l]	7.2
Height [h]	7.5
Installed height	6.75



#### Ordering data

No. of pos.	Type	Item No.	Pcs./ Pkt.	Width w [mm]
6	FR 1,27/ 6-MV 1,75	1373826	280	8.9
12	FR 1,27/ 12-MV 1,75	1373827	280	12.71
16	FR 1,27/ 16-MV 1,75	1373828	280	15.25
20	FR 1,27/ 20-MV 1,75	1373866	280	17.79
26	FR 1,27/ 26-MV 1,75	1373883	280	21.6
32	FR 1,27/ 32-MV 1,75	1373886	280	25.41
40	FR 1,27/ 40-MV 1,75	1373887	280	30.49
50	FR 1,27/ 50-MV 1,75	1373889	280	36.84
68	FR 1,27/ 68-MV 1,75	1373892	280	48.27
80	FR 1,27/ 80-MV 1,75	1373894	280	55.89

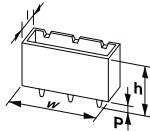


#### Technical data

Connection system / type of contact	FINEPITCH FR 1,27 / Pin	
Number of positions range	6 ... 100	
Mounting type	SMD soldering	
Connection direction of the connector to the PCB	90 °	
Data transmission rate	12 Gbps	
<b>Electrical parameters</b>		
Nominal current	[A]	2.2 A IEC 60512-5-2:2002-02 (at 20°C 100-pos.)
Test voltage	[V]	840 V AC IEC 60512-4-1:2003
Insulation resistance	[GΩ]	≥ 5 GΩ, (IEC 60512-3-1:2002-02)
Contact resistance	[mΩ]	≤15 mΩ, (IEC 60512-2-1:2002-02)
<b>General data</b>		
Air clearances and creepage distances	[mm]	min. 0.56 mm
Ambient temperature (operation)	[°C]	-55 °C ... 125 °C
Insertion and withdrawal force per contact	0.5 N	
Coplanarity	≤ 0.1 mm	
Service life	500 Insertion/withdrawal cycles, Performance level 1	
Type of insulation material / insulation material group	LCP / IIIb	
Flammability rating in accordance with UL 94	V0	
<b>Certification data</b>		
Note	More detailed information on the approval data can be found on our website.	

### SMD male connector, Pitch: 1.27 mm

FR 1,27/..-MV 3,25, Linear pad geometry



Dimensions	[mm]
Length [l]	7.2
Height [h]	9
Installed height	8.25



#### Ordering data

No. of pos.	Type	Item No.	Pcs./ Pkt.	Width w [mm]
6	FR 1,27/ 6-MV 3,25	1337137	280	8.9
12	FR 1,27/ 12-MV 3,25	1337138	280	12.71
16	FR 1,27/ 16-MV 3,25	1337139	280	15.25
20	FR 1,27/ 20-MV 3,25	1337140	280	17.79
26	FR 1,27/ 26-MV 3,25	1337141	280	21.6
32	FR 1,27/ 32-MV 3,25	1337147	280	25.41
40	FR 1,27/ 40-MV 3,25	1337142	280	30.49
50	FR 1,27/ 50-MV 3,25	1337143	280	36.84
68	FR 1,27/ 68-MV 3,25	1337144	280	48.27
80	FR 1,27/ 80-MV 3,25	1337145	280	55.89

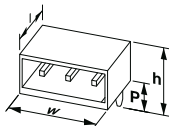


#### Technical data

Connection system / type of contact	FINEPITCH FR 1,27 / Pin	
Number of positions range	6 ... 100	
Mounting type	SMD soldering	
Connection direction of the connector to the PCB	90 °	
Data transmission rate	12 Gbps	
<b>Electrical parameters</b>		
Nominal current	[A]	2.2 A IEC 60512-5-2:2002-02 (at 20°C 100-pos.)
Test voltage	[V]	840 V AC IEC 60512-4-1:2003
Insulation resistance	[GΩ]	≥ 5 GΩ, (IEC 60512-3-1:2002-02)
Contact resistance	[mΩ]	≤15 mΩ, (IEC 60512-2-1:2002-02)
<b>General data</b>		
Air clearances and creepage distances	[mm]	min. 0.56 mm
Ambient temperature (operation)	[°C]	-55 °C ... 125 °C
Insertion and withdrawal force per contact	0.5 N	
Coplanarity	≤ 0.1 mm	
Service life	500 Insertion/withdrawal cycles, Performance level 1	
Type of insulation material / insulation material group	LCP / IIIb	
Flammability rating in accordance with UL 94	V0	
<b>Certification data</b>		
Note	More detailed information on the approval data can be found on our website.	

**SMD male connector, Pitch: 1.27 mm**

FR 1,27/..-MH, Linear pad geometry

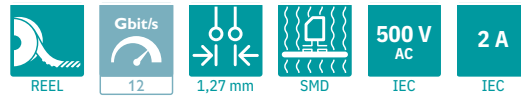


Dimensions	[mm]
Length [l]	10.05
Height [h]	4.95
Installed height	4.25



**Ordering data**

No. of pos.	Type	Item No.	Pcs./ Pkt.	Width w [mm]
6	FR 1,27/ 6-MH	1377295	560	8.9
12	FR 1,27/ 12-MH	1377297	560	12.71
16	FR 1,27/ 16-MH	1377298	560	15.25
20	FR 1,27/ 20-MH	1377299	560	17.79
26	FR 1,27/ 26-MH	1377300	560	21.6
32	FR 1,27/ 32-MH	1377301	560	25.41
40	FR 1,27/ 40-MH	1377302	560	30.49
50	FR 1,27/ 50-MH	1377303	560	36.84
68	FR 1,27/ 68-MH	1377304	560	48.27
80	FR 1,27/ 80-MH	1377305	560	55.89

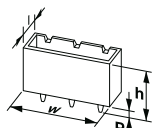


**Technical data**

Connection system / type of contact	FINEPITCH FR 1,27 / Pin
Number of positions range	6 ... 100
Mounting type	SMD soldering
Connection direction of the connector to the PCB	0°
Data transmission rate	12 Gbps
<b>Electrical parameters</b>	
Nominal current	[A] 2 A IEC 60512-5-2:2002-02 (at 20°C 100-pos.)
Test voltage	[V] 500 V AC IEC 60512-4-1:2003
Insulation resistance	[GΩ] ≥ 5 GΩ, (IEC 60512-3-1:2002-02)
Contact resistance	[mΩ] ≤15 mΩ, (IEC 60512-2-1:2002-02)
<b>General data</b>	
Air clearances and creepage distances	[mm] min. 0.42 mm
Ambient temperature (operation)	[°C] -55 °C ... 125 °C
Insertion and withdrawal force per contact	0.5 N
Coplanarity	≤ 0.1 mm
Service life	500 Insertion/withdrawal cycles, Performance level 1
Type of insulation material / insulation material group	LCP / IIIb
Flammability rating in accordance with UL 94	V0
<b>Certification data</b>	
Note	More detailed information on the approval data can be found on our website.

**SMD female connector, Pitch: 1.27 mm**

FR 1,27/..-FV 6,25, Linear pad geometry



Dimensions	[mm]
Length [l]	7.2
Height [h]	7
Installed height	6.25



**Ordering data**

No. of pos.	Type	Item No.	Pcs./ Pkt.	Width w [mm]
6	FR 1,27/ 6-FV 6,25	1374026	280	9.5
12	FR 1,27/ 12-FV 6,25	1374027	280	13.31
16	FR 1,27/ 16-FV 6,25	1374028	280	15.85
20	FR 1,27/ 20-FV 6,25	1374029	280	18.3
26	FR 1,27/ 26-FV 6,25	1374030	280	22.2
32	FR 1,27/ 32-FV 6,25	1374031	280	26.01
40	FR 1,27/ 40-FV 6,25	1374032	280	31.09
50	FR 1,27/ 50-FV 6,25	1374033	280	37.44
68	FR 1,27/ 68-FV 6,25	1374034	280	48.87
80	FR 1,27/ 80-FV 6,25	1374036	280	56.49



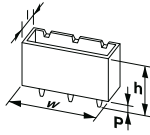
**Technical data**

Connection system / type of contact	FINEPITCH FR 1,27 / Socket
Number of positions range	6 ... 100
Mounting type	SMD soldering
Connection direction of the connector to the PCB	90°
Data transmission rate	12 Gbps
<b>Electrical parameters</b>	
Nominal current	[A] 2.2 A IEC 60512-5-2:2002-02 (at 20°C 100-pos.)
Test voltage	[V] 840 V AC IEC 60512-4-1:2003
Insulation resistance	[GΩ] ≥ 5 GΩ, (IEC 60512-3-1:2002-02)
Contact resistance	[mΩ] ≤15 mΩ, (IEC 60512-2-1:2002-02)
<b>General data</b>	
Air clearances and creepage distances	[mm] min. 0.56 mm
Ambient temperature (operation)	[°C] -55 °C ... 125 °C
Insertion and withdrawal force per contact	0.5 N
Coplanarity	≤ 0.1 mm
Service life	500 Insertion/withdrawal cycles, Performance level 1
Type of insulation material / insulation material group	LCP / IIIb
Flammability rating in accordance with UL 94	V0
<b>Certification data</b>	
Note	More detailed information on the approval data can be found on our website.

## FINEPITCH FR 1,27

### SMD female connector, Pitch: 1.27 mm

FR 1,27/...-FV 9,05, Linear pad geometry



Dimensions	[mm]
Length [l]	7.2
Height [h]	9.7
Installed height	9.05



#### Ordering data

No. of pos.	Type	Item No.	Pcs./ Pkt.	Width w [mm]
6	FR 1,27/ 6-FV 9,05	1374872	280	8.9
12	FR 1,27/ 12-FV 9,05	1374873	280	12.71
16	FR 1,27/ 16-FV 9,05	1374874	280	15.25
20	FR 1,27/ 20-FV 9,05	1374875	280	17.79
26	FR 1,27/ 26-FV 9,05	1374877	280	21.6
32	FR 1,27/ 32-FV 9,05	1374879	280	25.41
40	FR 1,27/ 40-FV 9,05	1374880	280	30.49
50	FR 1,27/ 50-FV 9,05	1374881	280	36.84
68	FR 1,27/ 68-FV 9,05	1374882	280	48.27
80	FR 1,27/ 80-FV 9,05	1374883	280	55.89

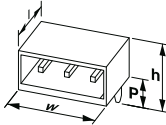


#### Technical data

Connection system / type of contact	FINEPITCH FR 1,27 / Socket	
Number of positions range	6 ... 100	
Mounting type	SMD soldering	
Connection direction of the connector to the PCB	90 °	
Data transmission rate	12 Gbps	
<b>Electrical parameters</b>		
Nominal current	[A]	2.1 A IEC 60512-5-2:2002-02 (at 20°C 100-pos.)
Test voltage	[V]	840 V AC IEC 60512-4-1:2003
Insulation resistance	[GΩ]	≥ 5 GΩ, (IEC 60512-3-1:2002-02)
Contact resistance	[mΩ]	≤15 mΩ, (IEC 60512-2-1:2002-02)
<b>General data</b>		
Air clearances and creepage distances	[mm]	min. 0.56 mm
Ambient temperature (operation)	[°C]	-55 °C ... 125 °C
Insertion and withdrawal force per contact	0.5 N	
Coplanarity	≤ 0.1 mm	
Service life	500 Insertion/withdrawal cycles, Performance level 1	
Type of insulation material / insulation material group	LCP / IIIb	
Flammability rating in accordance with UL 94	V0	
<b>Certification data</b>		
Note	More detailed information on the approval data can be found on our website.	

### SMD female connector, Pitch: 1.27 mm

FR 1,27/...-FH, Linear pad geometry



Dimensions	[mm]
Length [l]	10.8
Height [h]	4.53
Installed height	3.78



#### Ordering data

No. of pos.	Type	Item No.	Pcs./ Pkt.	Width w [mm]
6	FR 1,27/ 6-FH	1337009	560	8.9
12	FR 1,27/ 12-FH	1337010	560	12.71
16	FR 1,27/ 16-FH	1337011	560	15.25
20	FR 1,27/ 20-FH	1337012	560	17.79
26	FR 1,27/ 26-FH	1337013	560	21.6
32	FR 1,27/ 32-FH	1337014	560	25.41
40	FR 1,27/ 40-FH	1337015	560	30.49
50	FR 1,27/ 50-FH	1337018	560	36.84
68	FR 1,27/ 68-FH	1337019	560	48.27
80	FR 1,27/ 80-FH	1337020	560	55.89



#### Technical data

Connection system / type of contact	FINEPITCH FR 1,27 / Socket	
Number of positions range	6 ... 100	
Mounting type	SMD soldering	
Connection direction of the connector to the PCB	0 °	
Data transmission rate	12 Gbps	
<b>Electrical parameters</b>		
Nominal current	[A]	2.2 A IEC 60512-5-2:2002-02 (at 20°C 100-pos.)
Test voltage	[V]	500 V AC IEC 60512-4-1:2003
Insulation resistance	[GΩ]	≥ 5 GΩ, (IEC 60512-3-1:2002-02)
Contact resistance	[mΩ]	≤15 mΩ, (IEC 60512-2-1:2002-02)
<b>General data</b>		
Air clearances and creepage distances	[mm]	min. 0.4 mm
Ambient temperature (operation)	[°C]	-55 °C ... 125 °C
Insertion and withdrawal force per contact	0.5 N	
Coplanarity	≤ 0.1 mm	
Service life	500 Insertion/withdrawal cycles, Performance level 1	
Type of insulation material / insulation material group	LCP / IIIb	
Flammability rating in accordance with UL 94	V0	
<b>Certification data</b>		
Note	More detailed information on the approval data can be found on our website.	



## IDC female connector, Displacement connection, Pitch: 1.27 mm

FR 1,27/...-FWL



Dimensions	[mm]
Length [l]	5
Height [h]	14.55



## Ordering data

No. of pos.	Type	Item No.	Pcs./ Pkt.	Width w [mm]
12	FR 1,27/ 12-FWL	1378542	154	13.97
16	FR 1,27/ 16-FWL	1378544	132	16.51
20	FR 1,27/ 20-FWL	1378546	121	19.05
26	FR 1,27/ 26-FWL	1378548	99	22.86
32	FR 1,27/ 32-FWL	1378549	88	26.67
40	FR 1,27/ 40-FWL	1378550	77	31.75
50	FR 1,27/ 50-FWL	1378551	66	38.1
68	FR 1,27/ 68-FWL	1378553	55	49.53
80	FR 1,27/ 80-FWL	1378554	44	57.15



TRAY



1,27 mm



90°



IDC

500 V  
AC1,4 A  
IEC

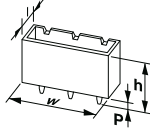

## Technical data

Connection system / type of contact	FINEPITCH FR 1,27 / Socket
Number of positions range	12 ... 80
Locking	Self-locking flange
Electrical parameters	
Nominal current	[A] 1.4 A IEC 60512-5-2:2002-02 (at 20°C 50-pos.)
Test voltage	[V] 500 V AC IEC 60512-4-1:2003
Insulation resistance	[GΩ] ≥ 5 GΩ, (IEC 60512-3-1:2002-02)
Contact resistance	[mΩ] ≤ 12 mΩ, (IEC 60512-2-1:2002-02)
General data	
Air clearances and creepage distances	[mm] min. 0.32 mm
Ambient temperature (operation)	[°C] -55 °C ... 125 °C
Insertion and withdrawal force per contact	0.5 N
Service life	500 Insertion/withdrawal cycles, Performance level 1
Type of insulation material / insulation material group	LCP / IIIb
Flammability rating in accordance with UL 94	V0
Certification data	
Note	More detailed information on the approval data can be found on our website.

## FINEPITCH FQ 1,27

### SMD pin header, Pitch: 1.27 mm

FQ 1,27D/..-PV, Linear pad geometry



Dimensions	[mm]
Length [l]	5.5
Height [h]	6
Installed height	5.1



#### Ordering data

No. of pos.	Type	Item No.	Pcs./ Pkt.	Width w [mm]
10	FQ 1,27D/ 10-PV- 160-1-BR	1156861	700	6.35
20	FQ 1,27D/ 20-PV- 160-1-BR	1156862	700	12.7
30	FQ 1,27D/ 30-PV- 160-1-BR	1156863	700	19.05
50	FQ 1,27D/ 50-PV- 160-1-BR	1156864	700	31.75
80	FQ 1,27D/ 80-PV- 160-1-BR	1156865	700	50.8

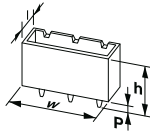



#### Technical data

Connection system / type of contact	FINEPITCH FQ 1,27 / Pin	
Number of positions range	10 ... 80	
Mounting type	SMD soldering	
Connection direction of the connector to the PCB	90 °	
<b>Electrical parameters</b>		
Nominal current	[A]	1 A IEC 60512-5-2:2002-02 (at 20°C 80-pos.)
Test voltage	[V]	500 V AC IEC 60512-4-1:2003
Insulation resistance	[GΩ]	> 1 GΩ, (IEC 60512-3-1:2002-02)
Contact resistance	[mΩ]	≤30 mΩ, (IEC 60512-2-1:2002-02)
<b>General data</b>		
Air clearances and creepage distances	[mm]	min. 0.25 mm
Ambient temperature (operation)	[°C]	-40 °C ... 125 °C
Insertion and withdrawal force per contact	1.2 N	
Coplanarity	≤ 0.1 mm	
Service life	100 Insertion/withdrawal cycles	
Type of insulation material / insulation material group	PA / I	
Flammability rating in accordance with UL 94	V0	
<b>Certification data</b>		
Note	More detailed information on the approval data can be found on our website.	

### SMD socket, Pitch: 1.27 mm

FQ 1,27D/..-SV, Linear pad geometry



Dimensions	[mm]
Length [l]	4.5
Height [h]	5.1
Installed height	4.6



#### Ordering data

No. of pos.	Type	Item No.	Pcs./ Pkt.	Width w [mm]
10	FQ 1,27D/ 10-SV- 490-1-BR	1156833	900	6.75
20	FQ 1,27D/ 20-SV- 490-1-BR	1156835	900	13.1
30	FQ 1,27D/ 30-SV- 490-1-BR	1156838	900	19.45
50	FQ 1,27D/ 50-SV- 490-1-BR	1156839	900	32.15
80	FQ 1,27D/ 80-SV- 490-1-BR	1156842	900	51.2

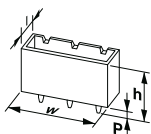


#### Technical data

Connection system / type of contact	FINEPITCH FQ 1,27 / Socket	
Number of positions range	10 ... 80	
Mounting type	SMD soldering	
Connection direction of the connector to the PCB	90 °	
<b>Electrical parameters</b>		
Nominal current	[A]	1 A IEC 60512-5-2:2002-02 (at 20°C 80-pos.)
Test voltage	[V]	500 V AC IEC 60512-4-1:2003
Insulation resistance	[GΩ]	> 1 GΩ, (IEC 60512-3-1:2002-02)
Contact resistance	[mΩ]	≤30 mΩ, (IEC 60512-2-1:2002-02)
<b>General data</b>		
Air clearances and creepage distances	[mm]	min. 0.25 mm
Ambient temperature (operation)	[°C]	-40 °C ... 125 °C
Insertion and withdrawal force per contact	1.2 N	
Coplanarity	≤ 0.1 mm	
Service life	100 Insertion/withdrawal cycles	
Type of insulation material / insulation material group	PA / I	
Flammability rating in accordance with UL 94	V0	
<b>Certification data</b>		
Note	More detailed information on the approval data can be found on our website.	

## SMD pin header, Pitch: 2.54 mm

FQ 2,54D/..-PV, Linear pad geometry



Dimensions	[mm]
Length [l]	7.6
Height [h]	10.2
Installed height	8.8



## Ordering data

No. of pos.	Type	Item No.	Pcs./ Pkt.	Width w [mm]
10	FQ 2,54D/ 10-PV- 380-1-BT	1156914	390	12.7
20	FQ 2,54D/ 20-PV- 380-1-BT	1156915	190	25.4
30	FQ 2,54D/ 30-PV- 380-1-BT	1156917	130	38.1
50	FQ 2,54D/ 50-PV- 380-1-BT	1156918	70	63.5
80	FQ 2,54D/ 80-PV- 380-1-BT	1156921	50	101.6

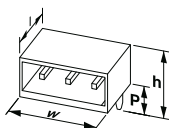


## Technical data

Connection system / type of contact	FINEPITCH FQ 2,54 / Pin
Number of positions range	10 ... 80
Mounting type	SMD soldering
Connection direction of the connector to the PCB	90 °
<b>Electrical parameters</b>	
Nominal current	[A] 3 A IEC 60512-5-2:2002-02 (at 20°C 80-pos.)
Test voltage	[V] 500 V AC IEC 60512-4-1:2003
Insulation resistance	[GΩ] > 1 GΩ, (IEC 60512-3-1:2002-02)
Contact resistance	[mΩ] ≤30 mΩ, (IEC 60512-2-1:2002-02)
<b>General data</b>	
Air clearances and creepage distances	[mm] min. 0.4 mm
Ambient temperature (operation)	[°C] -40 °C ... 125 °C
Insertion and withdrawal force per contact	2.9 N
Coplanarity	≤ 0.12 mm
Service life	100 Insertion/withdrawal cycles
Type of insulation material / insulation material group	PA / I
Flammability rating in accordance with UL 94	V0
<b>Certification data</b>	
Note	More detailed information on the approval data can be found on our website.

## SMD pin header, Pitch: 2.54 mm

FQ 2,54D/..-PH, Linear pad geometry



Dimensions	[mm]
Length [l]	16.1
Height [h]	6.28
Installed height	5.08



## Ordering data

No. of pos.	Type	Item No.	Pcs./ Pkt.	Width w [mm]
10	FQ 2,54D/ 10-PH-1-BT	1156939	390	12.7
20	FQ 2,54D/ 20-PH-1-BT	1156942	190	25.4
30	FQ 2,54D/ 30-PH-1-BT	1156943	130	38.1
50	FQ 2,54D/ 50-PH-1-BT	1156944	70	63.5
80	FQ 2,54D/ 80-PH-1-BT	1156945	50	101.6



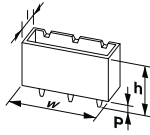
## Technical data

Connection system / type of contact	FINEPITCH FQ 2,54 / Pin
Number of positions range	10 ... 80
Mounting type	SMD soldering
Connection direction of the connector to the PCB	0 °
<b>Electrical parameters</b>	
Nominal current	[A] 3 A IEC 60512-5-2:2002-02 (at 20°C 80-pos.)
Test voltage	[V] 500 V AC IEC 60512-4-1:2003
Insulation resistance	[GΩ] > 1 GΩ, (IEC 60512-3-1:2002-02)
Contact resistance	[mΩ] ≤30 mΩ, (IEC 60512-2-1:2002-02)
<b>General data</b>	
Air clearances and creepage distances	[mm] min. 0.4 mm
Ambient temperature (operation)	[°C] -40 °C ... 125 °C
Insertion and withdrawal force per contact	2.9 N
Coplanarity	≤ 0.15 mm
Service life	100 Insertion/withdrawal cycles
Type of insulation material / insulation material group	PA / I
Flammability rating in accordance with UL 94	V0
<b>Certification data</b>	
Note	More detailed information on the approval data can be found on our website.

## FINEPITCH FQ 2,54

### SMD socket, Pitch: 2.54 mm

FQ 2,54D/..-SV, Linear pad geometry



Dimensions	[mm]
Length [l]	7.9
Height [h]	11.2
Installed height	9.8



#### Ordering data

No. of pos.	Type	Item No.	Pcs./ Pkt.	Width w [mm]
10	FQ 2,54D/ 10-SV-1020-1-BT	1156886	380	13.1
20	FQ 2,54D/ 20-SV-1020-1-BT	1156888	190	25.8
30	FQ 2,54D/ 30-SV-1020-1-BT	1156889	130	38.5
50	FQ 2,54D/ 50-SV-1020-1-BT	1156891	70	63.9
80	FQ 2,54D/ 80-SV-1020-1-BT	1156893	40	102

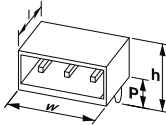


#### Technical data

Connection system / type of contact	FINEPITCH FQ 2,54 / Socket	
Number of positions range	10 ... 80	
Mounting type	SMD soldering	
Connection direction of the connector to the PCB	90 °	
<b>Electrical parameters</b>		
Nominal current	[A]	3 A IEC 60512-5-2:2002-02 (at 20°C 80-pos.)
Test voltage	[V]	500 V AC IEC 60512-4-1:2003
Insulation resistance	[GΩ]	> 1 GΩ, (IEC 60512-3-1:2002-02)
Contact resistance	[mΩ]	≤30 mΩ, (IEC 60512-2-1:2002-02)
<b>General data</b>		
Air clearances and creepage distances	[mm]	min. 0.4 mm
Ambient temperature (operation)	[°C]	-40 °C ... 125 °C
Insertion and withdrawal force per contact	2.9 N	
Coplanarity	≤ 0.1 mm	
Service life	100 Insertion/withdrawal cycles	
Type of insulation material / insulation material group	PA / I	
Flammability rating in accordance with UL 94	V0	
<b>Certification data</b>		
Note	More detailed information on the approval data can be found on our website.	

### SMD socket, Pitch: 2.54 mm

FQ 2,54D/..-SH, Linear pad geometry



Dimensions	[mm]
Length [l]	15.74
Height [h]	5
Installed height	5



#### Ordering data

No. of pos.	Type	Item No.	Pcs./ Pkt.	Width w [mm]
10	FQ 2,54D/ 10-SH-0-BT	1156901	380	13.1
20	FQ 2,54D/ 20-SH-0-BT	1156904	190	25.8
30	FQ 2,54D/ 30-SH-0-BT	1156905	130	38.5
50	FQ 2,54D/ 50-SH-0-BT	1156906	70	63.9
80	FQ 2,54D/ 80-SH-0-BT	1156907	40	102



#### Technical data

Connection system / type of contact	FINEPITCH FQ 2,54 / Socket	
Number of positions range	10 ... 80	
Mounting type	SMD soldering	
Connection direction of the connector to the PCB	0 °	
<b>Electrical parameters</b>		
Nominal current	[A]	3 A IEC 60512-5-2:2002-02 (at 20°C 80-pos.)
Test voltage	[V]	500 V AC IEC 60512-4-1:2003
Insulation resistance	[GΩ]	> 1 GΩ, (IEC 60512-3-1:2002-02)
Contact resistance	[mΩ]	≤30 mΩ, (IEC 60512-2-1:2002-02)
<b>General data</b>		
Air clearances and creepage distances	[mm]	min. 0.4 mm
Ambient temperature (operation)	[°C]	-40 °C ... 125 °C
Insertion and withdrawal force per contact	2.9 N	
Coplanarity	≤ 0.15 mm	
Service life	100 Insertion/withdrawal cycles	
Type of insulation material / insulation material group	PA / I	
Flammability rating in accordance with UL 94	V0	
<b>Certification data</b>		
Note	More detailed information on the approval data can be found on our website.	





# CONNEXIS PCB connectors

---

## **CONNEXIS connectors D21**

Connectors	<b>488</b>
Headers	<b>491</b>

---

## **CONNEXIS connectors D31, single-row**

Connectors	<b>495</b>
Headers	<b>497</b>

---

## **CONNEXIS connectors D31, double-row**

Connectors	<b>500</b>
Headers	<b>502</b>

---

## **CONNEXIS connectors D32, single-row**

Connectors	<b>504</b>
Headers	<b>507</b>

---

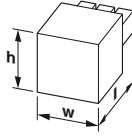
## **CONNEXIS connectors D32, double-row**

Connectors	<b>511</b>
Headers	<b>515</b>

## CONNEXIS connectors D21

### PCB connector, Crimp connection, Pitch: 2.5 mm

DD21PC 0,85/



Dimensions		[mm]
Length [l]		20
Height [h]		14.8

#### Ordering data

No. of pos.	Type	Item No.	Pcs./ Pkt.	Width w [mm]
6	DD21PC 0,85/ 6-2,5-X	1378317	50	8.9
8	DD21PC 0,85/ 8-2,5-X	1378318	50	11.4
10	DD21PC 0,85/10-2,5-X	1378319	50	13.9
12	DD21PC 0,85/12-2,5-X	1378320	50	16.4
16	DD21PC 0,85/16-2,5-X	1378321	50	21.4
20	DD21PC 0,85/20-2,5-X	1378322	50	26.4

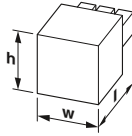


#### Technical data

Product Line	CONNEXIS Connectors XS		
Connection system / type of contact	CONNEXIS DD / Socket		
Locking	Self-locking flange		
Connection capacity			
rigid / flexible	[mm <sup>2</sup> ]	- / -	
Conductor cross section AWG/kcmil		28 - 18	
Stripping length	[mm]	3	
Electrical parameters			
rated current / nominal cross section	[A] / [mm <sup>2</sup> ]	5 / -	
Surge voltage category/degree of pollution		III / 3	III / 2
Rated insulation voltage	[V]	40	160
Rated surge voltage	[kV]	2.5	2.5
General data			
Type of insulation material / insulation material group	PBT / II		
Flammability rating in accordance with UL 94	V0		

### PCB connector, Crimp connection, Pitch: 2.5 mm

DD21PC 0,85/



Dimensions		[mm]
Length [l]		20
Height [h]		14.8

#### Ordering data

No. of pos.	Type	Item No.	Pcs./ Pkt.	Width w [mm]
6	DD21PC 0,85/ 6-2,5-Y	1378153	50	8.9
8	DD21PC 0,85/ 8-2,5-Y	1378152	50	11.4
10	DD21PC 0,85/10-2,5-Y	1378151	50	13.9
12	DD21PC 0,85/12-2,5-Y	1378149	50	16.4
16	DD21PC 0,85/16-2,5-Y	1378148	50	21.4
20	DD21PC 0,85/20-2,5-Y	1378147	50	26.4



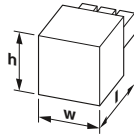
#### Technical data

Product Line	CONNEXIS Connectors XS		
Connection system / type of contact	CONNEXIS DD / Socket		
Locking	Self-locking flange		
Connection capacity			
rigid / flexible	[mm <sup>2</sup> ]	- / -	
Conductor cross section AWG/kcmil		28 - 18	
Stripping length	[mm]	3	
Electrical parameters			
rated current / nominal cross section	[A] / [mm <sup>2</sup> ]	5 / -	
Surge voltage category/degree of pollution		III / 3	III / 2
Rated insulation voltage	[V]	40	160
Rated surge voltage	[kV]	2.5	2.5
General data			
Type of insulation material / insulation material group	PBT / II		
Flammability rating in accordance with UL 94	V0		



PCB connector, Crimp connection, Pitch: 2.5 mm

DD21PC 0,85/



Dimensions	[mm]
Length [l]	20
Height [h]	14.8

Ordering data

No. of pos.	Type	Item No.	Pcs./ Pkt.	Width w [mm]
12	DD21PC 0,85/12-2,5-Z	1378102	50	16.4

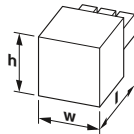


Technical data

Product Line	CONNEXIS Connectors XS		
Connection system / type of contact	CONNEXIS DD / Socket		
Locking	Self-locking flange		
Connection capacity			
rigid / flexible	[mm <sup>2</sup> ]	- / -	
Conductor cross section AWG/kcmil		28 - 18	
Stripping length	[mm]	3	
Electrical parameters			
rated current / nominal cross section	[A] / [mm <sup>2</sup> ]	5 / -	
Surge voltage category/degree of pollution		III/3	III / 2
Rated insulation voltage	[V]	40	160
Rated surge voltage	[kV]	2.5	2.5
General data			
Type of insulation material / insulation material group	PBT / II		
Flammability rating in accordance with UL 94	V0		

PCB connector, Crimp connection, Pitch: 2.5 mm

DD21H 0,85/...FH



Dimensions	[mm]
Length [l]	30.69
Height [h]	14.7

Ordering data

No. of pos.	Type	Item No.	Pcs./ Pkt.	Width w [mm]
6	DD21H 0,85/ 6-FH-2,5-X	1378342	50	10.2
8	DD21H 0,85/ 8-FH-2,5-X	1378343	50	12.7
12	DD21H 0,85/12-FH-2,5-X	1378344	50	17.7
20	DD21H 0,85/20-FH-2,5-X	1378345	50	27.7



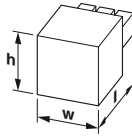
Technical data

Product Line	CONNEXIS Connectors XS		
Connection system / type of contact	CONNEXIS DD / Pin		
Locking	Engagement nose		
Connection capacity			
rigid / flexible	[mm <sup>2</sup> ]	- / -	
Conductor cross section AWG/kcmil		28 - 18	
Stripping length	[mm]	3	
Electrical parameters			
rated current / nominal cross section	[A] / [mm <sup>2</sup> ]	5 / -	
Surge voltage category/degree of pollution		III/3	III / 2
Rated insulation voltage	[V]	40	160
Rated surge voltage	[kV]	2.5	2.5
General data			
Type of insulation material / insulation material group	PBT / II		
Flammability rating in accordance with UL 94	V0		

## CONNEXIS connectors D21

### PCB connector, Crimp connection, Pitch: 2.5 mm

DD21H 0,85/...-FH



Dimensions	[mm]
Length [l]	30.69
Height [h]	14.7

#### Ordering data

No. of pos.	Type	Item No.	Pcs./ Pkt.	Width w [mm]
6	DD21H 0,85/ 6-FH-2,5-Y	1378106	50	10.2
8	DD21H 0,85/ 8-FH-2,5-Y	1378139	50	12.7
12	DD21H 0,85/12-FH-2,5-Y	1378137	50	17.7
20	DD21H 0,85/20-FH-2,5-Y	1378103	50	27.7



2,5 mm



0°



CRIMP



160 V

IEC



5 A

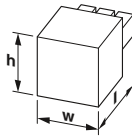
IEC

#### Technical data

Product Line	CONNEXIS Connectors XS		
Connection system / type of contact	CONNEXIS DD / Pin		
Locking	Engagement nose		
Connection capacity			
rigid / flexible	[mm <sup>2</sup> ]	- / -	
Conductor cross section AWG/kcmil		28 - 18	
Stripping length	[mm]	3	
Electrical parameters			
rated current / nominal cross section	[A] / [mm <sup>2</sup> ]	5 / -	
Surge voltage category/degree of pollution		III / 3	III / 2
Rated insulation voltage	[V]	40	160
Rated surge voltage	[kV]	2.5	2.5
General data			
Type of insulation material / insulation material group	PBT / II		
Flammability rating in accordance with UL 94	V0		

### Feed-through connector, Crimp connection, Pitch: 2.5 mm

DD21H 0,85/...-PT



Dimensions	[mm]
Length [l]	30.69
Height [h]	16.2

#### Ordering data

No. of pos.	Type	Item No.	Pcs./ Pkt.	Width w [mm]
6	DD21H 0,85/ 6-PT-2,5-X	1378336	50	19.7
8	DD21H 0,85/ 8-PT-2,5-X	1378337	50	22.2
10	DD21H 0,85/10-PT-2,5-X	1378338	50	24.7
12	DD21H 0,85/12-PT-2,5-X	1378339	50	27.2
16	DD21H 0,85/16-PT-2,5-X	1378340	50	32.2
20	DD21H 0,85/20-PT-2,5-X	1378341	50	37.2



2,5 mm



0°



CRIMP



160 V

IEC



5 A

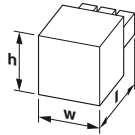
IEC

#### Technical data

Product Line	CONNEXIS Connectors XS		
Connection system / type of contact	CONNEXIS DD / Pin		
Locking	Engagement nose		
Connection capacity			
rigid / flexible	[mm <sup>2</sup> ]	- / -	
Conductor cross section AWG/kcmil		28 - 18	
Stripping length	[mm]	- 3	
Electrical parameters			
rated current / nominal cross section	[A] / [mm <sup>2</sup> ]	5 / -	
Surge voltage category/degree of pollution		III / 3	III / 2
Rated insulation voltage	[V]	40	160
Rated surge voltage	[kV]	2.5	2.5
General data			
Type of insulation material / insulation material group	PBT / II		
Flammability rating in accordance with UL 94	V0		

**Feed-through connector, Crimp connection, Pitch: 2.5 mm**

DD21H 0,85/...-PT



Dimensions	[mm]
Length [l]	30.69
Height [h]	16.2

**Ordering data**

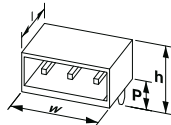

No. of pos.	Type	Item No.	Pcs./ Pkt.	Width w [mm]
6	DD21H 0,85/ 6-PT-2,5-Y	1378113	50	19.7
8	DD21H 0,85/ 8-PT-2,5-Y	1378115	50	22.2
10	DD21H 0,85/10-PT-2,5-Y	1378112	50	24.7
12	DD21H 0,85/12-PT-2,5-Y	1378114	50	27.2
16	DD21H 0,85/16-PT-2,5-Y	1378111	50	32.2
20	DD21H 0,85/20-PT-2,5-Y	1378108	50	37.2

**Technical data**

Product Line	CONNEXIS Connectors XS		
Connection system / type of contact	CONNEXIS DD / Pin		
Locking	Engagement nose		
Connection capacity			
rigid / flexible	[mm <sup>2</sup> ]	- / -	
Conductor cross section AWG/kcmil		28 - 18	
Stripping length	[mm]	- 3	
Electrical parameters			
rated current / nominal cross section	[A] / [mm <sup>2</sup> ]	5 / -	
Surge voltage category/degree of pollution		III/3	III / 2
Rated insulation voltage	[V]	40	160
Rated surge voltage	[kV]	2.5	2.5
General data			
Type of insulation material / insulation material group	PBT / II		
Flammability rating in accordance with UL 94	V0		

**PCB headers, Pitch: 2.5 mm**

DD21H 0,85/...-H, Linear pinning



Dimensions	[mm]
Solder pin length [P]	3.4
Length [l]	20.19
Height [h]	16.6
Installed height	13.2

**Ordering data**

No. of pos.	Type	Item No.	Pcs./ Pkt.	Width w [mm]
6	DD21H 0,85/ 6-H-2,5-X	1378334	50	10.2
8	DD21H 0,85/ 8-H-2,5-X	1378323	50	12.7
10	DD21H 0,85/10-H-2,5-X	1378324	50	15.2
12	DD21H 0,85/12-H-2,5-X	1378335	50	17.7
16	DD21H 0,85/16-H-2,5-X	1378325	50	22.7
20	DD21H 0,85/20-H-2,5-X	1378326	50	27.7

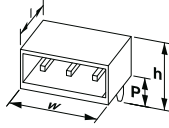
**Technical data**

Product Line	CONNEXIS Connectors XS		
Connection system / type of contact	CONNEXIS DD / Pin		
Locking	-		
Electrical parameters			
rated current / nominal cross section	[A] / [mm <sup>2</sup> ]	5 / -	
Surge voltage category/degree of pollution		III/3	III / 2
Rated insulation voltage	[V]	40	160
Rated surge voltage	[kV]	2.5	2.5
General data			
Type of insulation material / insulation material group	PBT / II		
Flammability rating in accordance with UL 94	V0		

## CONNEXIS connectors D21

### PCB headers, Pitch: 2.5 mm

DD21H 0,85/...-H, Linear pinning



Dimensions	[mm]
Solder pin length [P]	3.4
Length [l]	20.19
Height [h]	16.6
Installed height	13.2

#### Ordering data

No. of pos.	Type	Item No.	Pcs./ Pkt.	Width w [mm]
6	DD21H 0,85/ 6-H-2,5-Y	1378146	50	10.2
8	DD21H 0,85/ 8-H-2,5-Y	1378144	50	12.7
10	DD21H 0,85/10-H-2,5-Y	1378143	50	15.2
12	DD21H 0,85/12-H-2,5-Y	1378142	50	17.7
16	DD21H 0,85/16-H-2,5-Y	1378141	50	22.7
20	DD21H 0,85/20-H-2,5-Y	1378133	50	27.7

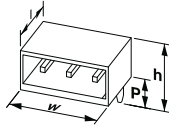


#### Technical data

Product Line	CONNEXIS Connectors XS		
Connection system / type of contact	CONNEXIS DD / Pin		
Locking	-		
Electrical parameters			
rated current / nominal cross section	[A] / [mm <sup>2</sup> ]	5 / -	
Surge voltage category/degree of pollution		III/3	III / 2
Rated insulation voltage	[V]	40	160
Rated surge voltage	[kV]	2.5	2.5
General data			
Type of insulation material / insulation material group	PBT / II		
Flammability rating in accordance with UL 94	V0		

### PCB headers, Pitch: 2.5 mm

DD21H 0,85/...-H, Linear pinning



Dimensions	[mm]
Solder pin length [P]	3.4
Length [l]	20.19
Height [h]	16.6
Installed height	13.2

#### Ordering data

No. of pos.	Type	Item No.	Pcs./ Pkt.	Width w [mm]
12	DD21H 0,85/12-H-2,5-Z	1378135	50	17.7

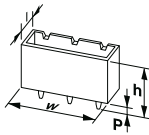


#### Technical data

Product Line	CONNEXIS Connectors XS		
Connection system / type of contact	CONNEXIS DD / Pin		
Locking	-		
Electrical parameters			
rated current / nominal cross section	[A] / [mm <sup>2</sup> ]	5 / -	
Surge voltage category/degree of pollution		III/3	III / 2
Rated insulation voltage	[V]	40	160
Rated surge voltage	[kV]	2.5	2.5
General data			
Type of insulation material / insulation material group	PBT / II		
Flammability rating in accordance with UL 94	V0		

PCB headers, Pitch: 2.5 mm

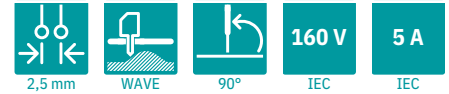
DD21H 0,85/..-V, Linear pinning



Dimensions	[mm]
Solder pin length [P]	3.4
Length [l]	13.2
Height [h]	21.19
Installed height	17.79

Ordering data

No. of pos.	Type	Item No.	Pcs./ Pkt.	Width w [mm]
6	DD21H 0,85/ 6-V-2,5-X	1378327	50	10.2
8	DD21H 0,85/ 8-V-2,5-X	1378328	50	12.7
10	DD21H 0,85/10-V-2,5-X	1378330	50	15.2
12	DD21H 0,85/12-V-2,5-X	1378331	50	17.7
16	DD21H 0,85/16-V-2,5-X	1378332	50	22.7
20	DD21H 0,85/20-V-2,5-X	1378333	50	27.7

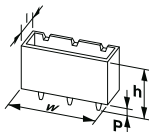


Technical data

Product Line	CONNEXIS Connectors XS		
Connection system / type of contact	CONNEXIS DD / Pin		
Locking	-		
Electrical parameters			
rated current / nominal cross section	[A] / [mm <sup>2</sup> ]	5 / -	
Surge voltage category/degree of pollution		III/3	III / 2
Rated insulation voltage	[V]	40	160
Rated surge voltage	[kV]	2.5	2.5
General data			
Type of insulation material / insulation material group	PBT / II		
Flammability rating in accordance with UL 94	V0		

PCB headers, Pitch: 2.5 mm

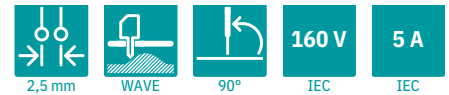
DD21H 0,85/..-V, Linear pinning



Dimensions	[mm]
Solder pin length [P]	3.4
Length [l]	13.2
Height [h]	21.19
Installed height	17.79

Ordering data

No. of pos.	Type	Item No.	Pcs./ Pkt.	Width w [mm]
6	DD21H 0,85/ 6-V-2,5-Y	1378130	50	10.2
8	DD21H 0,85/ 8-V-2,5-Y	1378127	50	12.7
10	DD21H 0,85/10-V-2,5-Y	1378125	50	15.2
12	DD21H 0,85/12-V-2,5-Y	1378123	50	17.7
16	DD21H 0,85/16-V-2,5-Y	1378121	50	22.7
20	DD21H 0,85/20-V-2,5-Y	1378120	50	27.7



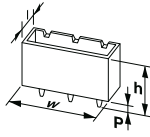
Technical data

Product Line	CONNEXIS Connectors XS		
Connection system / type of contact	CONNEXIS DD / Pin		
Locking	-		
Electrical parameters			
rated current / nominal cross section	[A] / [mm <sup>2</sup> ]	5 / -	
Surge voltage category/degree of pollution		III/3	III / 2
Rated insulation voltage	[V]	40	160
Rated surge voltage	[kV]	2.5	2.5
General data			
Type of insulation material / insulation material group	PBT / II		
Flammability rating in accordance with UL 94	V0		

# CONNEXIS connectors D21

## PCB headers, Pitch: 2.5 mm

DD21H 0,85/...-V, Linear pinning



Dimensions	[mm]
Solder pin length [P]	3.4
Length [l]	13.2
Height [h]	21.19
Installed height	17.79



### Technical data

Product Line	CONNEXIS Connectors XS		
Connection system / type of contact	CONNEXIS DD / Pin		
Locking	-		
Electrical parameters			
rated current / nominal cross section	[A] / [mm <sup>2</sup> ]	5 / -	
Surge voltage category/degree of pollution		III/3	III / 2
Rated insulation voltage	[V]	40	160
Rated surge voltage	[kV]	2.5	2.5
General data			
Type of insulation material / insulation material group	PBT / II		
Flammability rating in accordance with UL 94	V0		

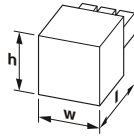
### Ordering data

No. of pos.	Type	Item No.	Pcs./ Pkt.	Width w [mm]
12	DD21H 0,85/12-V-2.5-Z	1378099	50	17.7

PCB connector, Crimp connection, Pitch: 3.81 mm

D31PC 2,2/

new



Dimensions	[mm]
Length [l]	22.8
Height [h]	7.15

Ordering data

No. of pos.	Type	Item No.	Pcs./ Pkt.	Width w [mm]
2	D31PC 2,2/ 2-3,81-X	1337548	100	22.95
3	D31PC 2,2/ 3-3,81-X	1339690	100	26.76
4	D31PC 2,2/ 4-3,81-X	1339692	50	30.57
5	D31PC 2,2/ 5-3,81-X	1339691	50	34.38
6	D31PC 2,2/ 6-3,81-X	1339694	50	38.19
8	D31PC 2,2/ 8-3,81-X	1339695	50	45.81
10	D31PC 2,2/10-3,81-X	1339697	50	53.43



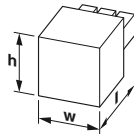
Technical data

Product Line	CONNEXIS Connectors S		
Connection system / type of contact	CONNEXIS D / Socket		
Locking	Self-locking flange		
Connection capacity			
rigid / flexible	[mm <sup>2</sup> ]	- / -	
Conductor cross section AWG/kcmil		28 - 14	
Stripping length	[mm]	4.5	
Electrical parameters			
rated current / nominal cross section	[A] / [mm <sup>2</sup> ]	8 / -	
Surge voltage category/degree of pollution		III/3	III / 2
Rated insulation voltage	[V]	160	160
Rated surge voltage	[kV]	2.5	2.5
General data			
Type of insulation material / insulation material group	PBT / II		
Flammability rating in accordance with UL 94	V0		

PCB connector, Crimp connection, Pitch: 3.81 mm

D31H 2,2/..-FH

new



Dimensions	[mm]
Length [l]	33.6
Height [h]	12.7

Ordering data

No. of pos.	Type	Item No.	Pcs./ Pkt.	Width w [mm]
3	D31H 2,2/ 3-FH-3,81-X	1340385	50	25.57
4	D31H 2,2/ 4-FH-3,81-X	1340386	50	29.38
5	D31H 2,2/ 5-FH-3,81-X	1340387	50	33.19
8	D31H 2,2/ 8-FH-3,81-X	1340388	50	44.62
10	D31H 2,2/10-FH-3,81-X	1340389	50	52.24



Technical data

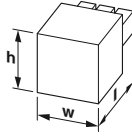
Product Line	CONNEXIS Connectors S		
Connection system / type of contact	CONNEXIS D / Pin		
Locking	Engagement nose		
Connection capacity			
rigid / flexible	[mm <sup>2</sup> ]	- / -	
Conductor cross section AWG/kcmil		28 - 14	
Stripping length	[mm]	4.5	
Electrical parameters			
rated current / nominal cross section	[A] / [mm <sup>2</sup> ]	8 / -	
Surge voltage category/degree of pollution		III/3	III / 2
Rated insulation voltage	[V]	160	160
Rated surge voltage	[kV]	2.5	2.5
General data			
Type of insulation material / insulation material group	PBT / II		
Flammability rating in accordance with UL 94	V0		

## CONNEXIS connectors D31, single-row

### PCB connector, Crimp connection, Pitch: 3.81 mm

D31H 2,2/..-FH

new



Dimensions	[mm]
Length [l]	33.6
Height [h]	12.7

#### Ordering data

No. of pos.	Type	Item No.	Pcs./ Pkt.	Width w [mm]
3	D31H 2,2/ 3-FH-3,81-Y	1341138	50	25.57
4	D31H 2,2/ 4-FH-3,81-Y	1341140	50	29.38
5	D31H 2,2/ 5-FH-3,81-Y	1341141	50	33.19
8	D31H 2,2/ 8-FH-3,81-Y	1341142	50	44.62
10	D31H 2,2/10-FH-3,81-Y	1341144	50	52.24



3,81 mm



0°



CRIMP



160 V  
IEC



8 A  
IEC

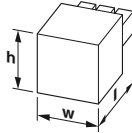
#### Technical data

Product Line	CONNEXIS Connectors S		
Connection system / type of contact	CONNEXIS D / Pin		
Locking	Engagement nose		
Connection capacity			
rigid / flexible	[mm <sup>2</sup> ]	- / -	
Conductor cross section AWG/kcmil		28 - 14	
Stripping length	[mm]	4.5	
Electrical parameters			
rated current / nominal cross section	[A] / [mm <sup>2</sup> ]	8 / -	
Surge voltage category/degree of pollution		III / 3	III / 2
Rated insulation voltage	[V]	160	320
Rated surge voltage	[kV]	2.5	2.5
General data			
Type of insulation material / insulation material group	PBT / II		
Flammability rating in accordance with UL 94	V0		

### Feed-through connector, Crimp connection, Pitch: 3.81 mm

D31H 2,2/..-PT

new



Dimensions	[mm]
Length [l]	33.6
Height [h]	12.7

#### Ordering data

No. of pos.	Type	Item No.	Pcs./ Pkt.	Width w [mm]
3	D31H 2,2/ 3-PT-3,81-X	1340376	50	40
4	D31H 2,2/ 4-PT-3,81-X	1340377	50	43.5
5	D31H 2,2/ 5-PT-3,81-X	1340378	50	47
8	D31H 2,2/ 8-PT-3,81-X	1340382	50	59
10	D31H 2,2/10-PT-3,81-X	1340383	50	67



3,81 mm



0°



CRIMP



160 V  
IEC



8 A  
IEC

#### Technical data

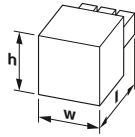
Product Line	CONNEXIS Connectors S		
Connection system / type of contact	CONNEXIS D / Pin		
Locking	Engagement nose		
Connection capacity			
rigid / flexible	[mm <sup>2</sup> ]	- / -	
Conductor cross section AWG/kcmil		28 - 14	
Stripping length	[mm]	- 4.5	
Electrical parameters			
rated current / nominal cross section	[A] / [mm <sup>2</sup> ]	8 / -	
Surge voltage category/degree of pollution		III / 3	III / 2
Rated insulation voltage	[V]	160	320
Rated surge voltage	[kV]	2.5	2.5
General data			
Type of insulation material / insulation material group	PBT / II		
Flammability rating in accordance with UL 94	V0		



Feed-through connector, Crimp connection, Pitch: 3.81 mm

D31H 2,2/..-PT

new



Dimensions	[mm]
Length [l]	33.6
Height [h]	12.7



Technical data			
Product Line	CONNEXIS Connectors S		
Connection system / type of contact	CONNEXIS D / Pin		
Locking	Engagement nose		
Connection capacity			
rigid / flexible	[mm <sup>2</sup> ]	- / -	
Conductor cross section AWG/kcmil		28 - 14	
Stripping length	[mm]	- 4.5	
Electrical parameters			
rated current / nominal cross section	[A] / [mm <sup>2</sup> ]	8 / -	
Surge voltage category/degree of pollution		III / 3	III / 2
Rated insulation voltage	[V]	160	160
Rated surge voltage	[kV]	2.5	2.5
General data			
Type of insulation material / insulation material group	PBT / II		
Flammability rating in accordance with UL 94	V0		

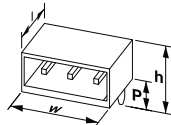
Ordering data

No. of pos.	Type	Item No.	Pcs./ Pkt.	Width w [mm]
3	D31H 2,2/ 3-PT-3,81-Y	1341133	50	40
4	D31H 2,2/ 4-PT-3,81-Y	1341134	50	43.5
5	D31H 2,2/ 5-PT-3,81-Y	1341136	50	47
8	D31H 2,2/ 8-PT-3,81-Y	1341137	50	59
10	D31H 2,2/10-PT-3,81-Y	1341139	50	67

PCB headers, Pitch: 3.81 mm

D31H 2,2/..-H, Linear pinning

new



Dimensions	[mm]
Solder pin length [P]	3.8
Length [l]	22.1
Height [h]	13.15
Installed height	9.35



Technical data			
Product Line	CONNEXIS Connectors S		
Connection system / type of contact	CONNEXIS D / Pin		
Locking	-		
Electrical parameters			
rated current / nominal cross section	[A] / [mm <sup>2</sup> ]	8 / -	
Surge voltage category/degree of pollution		III / 3	III / 2
Rated insulation voltage	[V]	160	160
Rated surge voltage	[kV]	2.5	2.5
General data			
Type of insulation material / insulation material group	PBT / II		
Flammability rating in accordance with UL 94	V0		

Ordering data

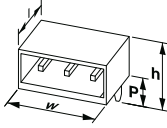
No. of pos.	Type	Item No.	Pcs./ Pkt.	Width w [mm]
2	D31H 2,2/ 2-H-3,81-X	1339699	100	17.81
3	D31H 2,2/ 3-H-3,81-X	1339698	100	21.62
4	D31H 2,2/ 4-H-3,81-X	1339700	50	25.43
5	D31H 2,2/ 5-H-3,81-X	1339704	50	29.24
6	D31H 2,2/ 6-H-3,81-X	1339706	50	33.05
8	D31H 2,2/ 8-H-3,81-X	1339707	50	40.67
10	D31H 2,2/10-H-3,81-X	1339712	50	48.29

# CONNEXIS connectors D31, single-row

## PCB headers, Pitch: 3.81 mm

D31H 2,2/..-H, Linear pinning

new



Dimensions	[mm]
Solder pin length [P]	3.8
Length [l]	22.1
Height [h]	13.15
Installed height	9.35

### Ordering data

No. of pos.	Type	Item No.	Pcs./ Pkt.	Width w [mm]
3	D31H 2,2/ 3-H-3,81-Y	1341118	100	21.62
4	D31H 2,2/ 4-H-3,81-Y	1341119	50	25.43
5	D31H 2,2/ 5-H-3,81-Y	1341120	50	29.24
6	D31H 2,2/ 6-H-3,81-Y	1341122	50	29.24
8	D31H 2,2/ 8-H-3,81-Y	1341123	50	40.67
10	D31H 2,2/10-H-3,81-Y	1341124	50	48.29



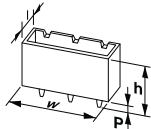
### Technical data

Product Line	CONNEXIS Connectors S		
Connection system / type of contact	CONNEXIS D / Pin		
Locking	-		
Electrical parameters			
rated current / nominal cross section	[A] / [mm <sup>2</sup> ]	8 / -	
Surge voltage category/degree of pollution		III/3	III / 2
Rated insulation voltage	[V]	160	160
Rated surge voltage	[kV]	2.5	2.5
General data			
Type of insulation material / insulation material group	PBT / II		
Flammability rating in accordance with UL 94	V0		

## PCB headers, Pitch: 3.81 mm

D31H 2,2/..-V, Linear pinning

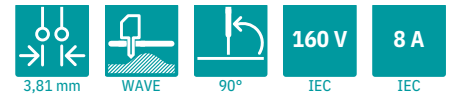
new



Dimensions	[mm]
Solder pin length [P]	3.8
Length [l]	9.35
Height [h]	25.4
Installed height	21.6

### Ordering data

No. of pos.	Type	Item No.	Pcs./ Pkt.	Width w [mm]
2	D31H 2,2/ 2-V-3,81-X	1339713	100	17.81
3	D31H 2,2/ 3-V-3,81-X	1339716	100	21.62
4	D31H 2,2/ 4-V-3,81-X	1339717	50	25.43
5	D31H 2,2/ 5-V-3,81-X	1339718	50	29.24
6	D31H 2,2/ 6-V-3,81-X	1339719	50	33.05
8	D31H 2,2/ 8-V-3,81-X	1340373	50	40.67
10	D31H 2,2/10-V-3,81-X	1340375	50	48.29

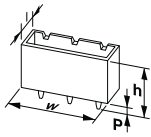


### Technical data

Product Line	CONNEXIS Connectors S		
Connection system / type of contact	CONNEXIS D / Pin		
Locking	-		
Electrical parameters			
rated current / nominal cross section	[A] / [mm <sup>2</sup> ]	8 / -	
Surge voltage category/degree of pollution		III/3	III / 2
Rated insulation voltage	[V]	160	160
Rated surge voltage	[kV]	2.5	2.5
General data			
Type of insulation material / insulation material group	PBT / II		
Flammability rating in accordance with UL 94	V0		

PCB headers, Pitch: 3.81 mm

D31H 2,2/..-V, Linear pinning



Dimensions	[mm]
Solder pin length [P]	3.8
Length [l]	9.35
Height [h]	25.4
Installed height	21.6



Technical data

Product Line	CONNEXIS Connectors S		
Connection system / type of contact	CONNEXIS D / Pin		
Locking	-		
Electrical parameters			
rated current / nominal cross section	[A] / [mm <sup>2</sup> ]	8 / -	
Surge voltage category/degree of pollution		III/3	III / 2
Rated insulation voltage	[V]	160	160
Rated surge voltage	[kV]	2.5	2.5
General data			
Type of insulation material / insulation material group	PBT / II		
Flammability rating in accordance with UL 94	V0		

Ordering data

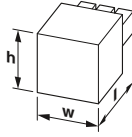
No. of pos.	Type	Item No.	Pcs./ Pkt.	Width w [mm]
3	D31H 2,2/ 3-V-3,81-Y	1341 127	100	21.62
4	D31H 2,2/ 4-V-3,81-Y	1341 128	50	25.43
5	D31H 2,2/ 5-V-3,81-Y	1341 129	50	29.24
6	D31H 2,2/ 6-V-3,81-Y	1341 130	50	33.05
8	D31H 2,2/ 8-V-3,81-Y	1341 131	50	40.67
10	D31H 2,2/10-V-3,81-Y	1341 132	50	48.29

## CONNEXIS connectors D31, double-row

### PCB connector, Crimp connection, Pitch: 3.81 mm

DD31PC 2,2/

new



Dimensions	[mm]
Length [l]	22.8
Height [h]	12.23

#### Ordering data

No. of pos.	Type	Item No.	Pcs./ Pkt.	Width w [mm]
4	DD31PC 2,2/ 4-3,81-X	1340465	50	20.55
6	DD31PC 2,2/ 6-3,81-X	1340466	50	24.36
8	DD31PC 2,2/ 8-3,81-X	1340468	50	28.17
10	DD31PC 2,2/10-3,81-X	1340469	50	31.98
12	DD31PC 2,2/12-3,81-X	1340471	50	35.79
14	DD31PC 2,2/14-3,81-X	1340472	50	39.6
16	DD31PC 2,2/16-3,81-X	1340474	50	43.41
18	DD31PC 2,2/18-3,81-X	1340475	50	47.22
20	DD31PC 2,2/20-3,81-X	1340481	50	51.03



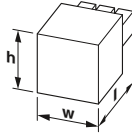
#### Technical data

Product Line	CONNEXIS Connectors S		
Connection system / type of contact	CONNEXIS DD / Socket		
Locking	Self-locking flange		
Connection capacity			
rigid / flexible	[mm <sup>2</sup> ]	- / -	
Conductor cross section AWG/kcmil		28 - 14	
Stripping length	[mm]	4.5	
Electrical parameters			
rated current / nominal cross section	[A] / [mm <sup>2</sup> ]	8 / -	
Surge voltage category/degree of pollution		III / 3	III / 2
Rated insulation voltage	[V]	160	320
Rated surge voltage	[kV]	2.5	2.5
General data			
Type of insulation material / insulation material group	PBT / II		
Flammability rating in accordance with UL 94	V0		

### PCB connector, Crimp connection, Pitch: 3.81 mm

DD31PC 2,2/

new



Dimensions	[mm]
Length [l]	22.8
Height [h]	12.23

#### Ordering data

No. of pos.	Type	Item No.	Pcs./ Pkt.	Width w [mm]
4	DD31PC 2,2/ 4-3,81-Y	1341274	50	20.55
6	DD31PC 2,2/ 6-3,81-Y	1341275	50	24.36
8	DD31PC 2,2/ 8-3,81-Y	1341276	50	28.17
10	DD31PC 2,2/10-3,81-Y	1341278	50	31.98
12	DD31PC 2,2/12-3,81-Y	1341280	50	35.79
14	DD31PC 2,2/14-3,81-Y	1341282	50	39.6
16	DD31PC 2,2/16-3,81-Y	1341283	50	43.41
18	DD31PC 2,2/18-3,81-Y	1341287	50	47.22
20	DD31PC 2,2/20-3,81-Y	1341284	50	51.03

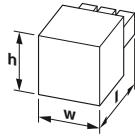


#### Technical data

Product Line	CONNEXIS Connectors S		
Connection system / type of contact	CONNEXIS DD / Socket		
Locking	Self-locking flange		
Connection capacity			
rigid / flexible	[mm <sup>2</sup> ]	- / -	
Conductor cross section AWG/kcmil		28 - 14	
Stripping length	[mm]	4.5	
Electrical parameters			
rated current / nominal cross section	[A] / [mm <sup>2</sup> ]	8 / -	
Surge voltage category/degree of pollution		III / 3	III / 2
Rated insulation voltage	[V]	160	320
Rated surge voltage	[kV]	2.5	2.5
General data			
Type of insulation material / insulation material group	PBT / II		
Flammability rating in accordance with UL 94	V0		

**PCB connector, Crimp connection, Pitch: 3.81 mm**

DD31H 2,2/...-FH, Linear pinning



Dimensions		[mm]
Length [l]		33.6
Height [h]		17.78



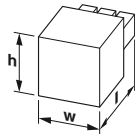
Technical data			
Product Line	CONNEXIS Connectors S		
Connection system / type of contact	CONNEXIS DD / Pin		
Locking	Engagement nose		
Connection capacity			
rigid / flexible	[mm <sup>2</sup> ]	- / -	
Conductor cross section AWG/kcmil		28 - 14	
Stripping length	[mm]	4.5	
Electrical parameters			
rated current / nominal cross section	[A] / [mm <sup>2</sup> ]	8 / -	
Surge voltage category/degree of pollution		III/3	III / 2
Rated insulation voltage	[V]	160	160
Rated surge voltage	[kV]	2.5	2.5
General data			
Type of insulation material / insulation material group	PBT / II		
Flammability rating in accordance with UL 94	V0		

**Ordering data**

No. of pos.	Type	Item No.	Pcs./ Pkt.	Width w [mm]
6	DD31H 2,2/ 6-FH-3,81-X	1340708	50	25.57
8	DD31H 2,2/ 8-FH-3,81-X	1340709	50	29.38
10	DD31H 2,2/10-FH-3,81-X	1340711	50	33.19
12	DD31H 2,2/12-FH-3,81-X	1340720	50	37
16	DD31H 2,2/16-FH-3,81-X	1340721	50	44.62
20	DD31H 2,2/20-FH-3,81-X	1340730	50	52.24

**Feed-through connector, Crimp connection, Pitch: 3.81 mm**

DD31H 2,2/...-PT, Linear pinning



Dimensions		[mm]
Length [l]		33.6
Height [h]		17.78



Technical data			
Product Line	CONNEXIS Connectors S		
Connection system / type of contact	CONNEXIS DD / Pin		
Locking	Engagement nose		
Connection capacity			
rigid / flexible	[mm <sup>2</sup> ]	- / -	
Conductor cross section AWG/kcmil		28 - 14	
Stripping length	[mm]	- 4.5	
Electrical parameters			
rated current / nominal cross section	[A] / [mm <sup>2</sup> ]	8 / -	
Surge voltage category/degree of pollution		III/3	III / 2
Rated insulation voltage	[V]	160	160
Rated surge voltage	[kV]	2.5	2.5
General data			
Type of insulation material / insulation material group	PBT / II		
Flammability rating in accordance with UL 94	V0		

**Ordering data**

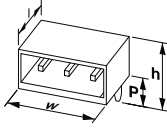
No. of pos.	Type	Item No.	Pcs./ Pkt.	Width w [mm]
6	DD31H 2,2/ 6-PT-3,81-X	1340629	50	40
8	DD31H 2,2/ 8-PT-3,81-X	1340632	50	43.5
10	DD31H 2,2/10-PT-3,81-X	1340662	50	47
12	DD31H 2,2/12-PT-3,81-X	1340666	50	51
16	DD31H 2,2/16-PT-3,81-X	1340678	50	59
20	DD31H 2,2/20-PT-3,81-X	1340706	50	67

# CONNEXIS connectors D31, double-row

## PCB headers, Pitch: 3.81 mm

DD31H 2,2/..-H, Linear pinning

new



Dimensions	[mm]
Solder pin length [P]	3.8
Length [l]	25.91
Height [h]	18.23
Installed height	14.43

### Ordering data

No. of pos.	Type	Item No.	Pcs./ Pkt.	Width w [mm]
4	DD31H 2,2/ 4-H-3,81-X	1340477	50	17.81
6	DD31H 2,2/ 6-H-3,81-X	1340478	50	21.62
8	DD31H 2,2/ 8-H-3,81-X	1340480	50	25.43
10	DD31H 2,2/10-H-3,81-X	1340483	50	29.24
12	DD31H 2,2/12-H-3,81-X	1340482	50	33.05
14	DD31H 2,2/14-H-3,81-X	1340484	50	36.86
16	DD31H 2,2/16-H-3,81-X	1340489	50	40.67
18	DD31H 2,2/18-H-3,81-X	1340490	50	44.48
20	DD31H 2,2/20-H-3,81-X	1340492	50	48.29



3.81 mm



WAVE



160 V

IEC



8 A

IEC

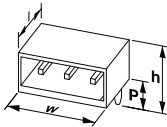
### Technical data

Product Line	CONNEXIS Connectors S		
Connection system / type of contact	CONNEXIS DD / Pin		
Locking	-		
Electrical parameters			
rated current / nominal cross section	[A] / [mm <sup>2</sup> ]	8 / -	
Surge voltage category/degree of pollution		III/3	III / 2
Rated insulation voltage	[V]	160	160
Rated surge voltage	[kV]	2.5	2.5
General data			
Type of insulation material / insulation material group	PBT / II		
Flammability rating in accordance with UL 94	V0		

## PCB headers, Pitch: 3.81 mm

DD31H 2,2/..-H, Linear pinning

new



Dimensions	[mm]
Solder pin length [P]	3.8
Length [l]	25.91
Height [h]	18.23
Installed height	14.43

### Ordering data

No. of pos.	Type	Item No.	Pcs./ Pkt.	Width w [mm]
4	DD31H 2,2/ 4-H-3,81-Y	1341370	50	17.81
6	DD31H 2,2/ 6-H-3,81-Y	1341373	50	21.62
8	DD31H 2,2/ 8-H-3,81-Y	1341376	50	25.43
10	DD31H 2,2/10-H-3,81-Y	1341121	50	29.24
12	DD31H 2,2/12-H-3,81-Y	1341381	50	33.05
14	DD31H 2,2/14-H-3,81-Y	1341386	50	36.86
16	DD31H 2,2/16-H-3,81-Y	1341389	50	40.67
18	DD31H 2,2/18-H-3,81-Y	1341392	50	44.48
20	DD31H 2,2/20-H-3,81-Y	1341395	50	48.29



3.81 mm



WAVE



160 V

IEC



8 A

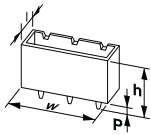
IEC

### Technical data

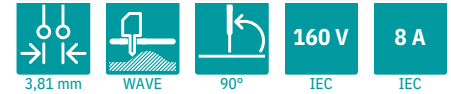
Product Line	CONNEXIS Connectors S		
Connection system / type of contact	CONNEXIS DD / Pin		
Locking	-		
Electrical parameters			
rated current / nominal cross section	[A] / [mm <sup>2</sup> ]	8 / -	
Surge voltage category/degree of pollution		III/3	III / 2
Rated insulation voltage	[V]	160	160
Rated surge voltage	[kV]	2.5	2.5
General data			
Type of insulation material / insulation material group	PBT / II		
Flammability rating in accordance with UL 94	V0		

PCB headers, Pitch: 3.81 mm

DD31H 2,2/...-V, Linear pinning



Dimensions	[mm]
Solder pin length [P]	3.8
Length [l]	14.43
Height [h]	25.4
Installed height	21.6



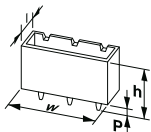
Technical data	
Product Line	CONNEXIS Connectors S
Connection system / type of contact	CONNEXIS DD / Pin
Locking	-
Electrical parameters	
rated current / nominal cross section	[A] / [mm <sup>2</sup> ] 8 / -
Surge voltage category/degree of pollution	III/3 III / 2 II / 2
Rated insulation voltage	[V] 160 160 320
Rated surge voltage	[kV] 2.5 2.5 2.5
General data	
Type of insulation material / insulation material group	PBT / II
Flammability rating in accordance with UL 94	V0

Ordering data

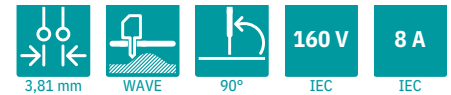
No. of pos.	Type	Item No.	Pcs./ Pkt.	Width w [mm]
4	DD31H 2,2/ 4-V-3,81-X	1340494	50	17.81
6	DD31H 2,2/ 6-V-3,81-X	1340498	50	21.62
8	DD31H 2,2/ 8-V-3,81-X	1340606	50	25.43
10	DD31H 2,2/10-V-3,81-X	1340615	50	29.24
12	DD31H 2,2/12-V-3,81-X	1340611	50	33.05
14	DD31H 2,2/14-V-3,81-X	1340620	50	36.86
16	DD31H 2,2/16-V-3,81-X	1340625	50	40.67
18	DD31H 2,2/18-V-3,81-X	1340627	50	44.48
20	DD31H 2,2/20-V-3,81-X	1340628	50	48.29

PCB headers, Pitch: 3.81 mm

DD31H 2,2/...-V, Linear pinning



Dimensions	[mm]
Solder pin length [P]	3.8
Length [l]	14.43
Height [h]	25.4
Installed height	21.6



Technical data	
Product Line	CONNEXIS Connectors S
Connection system / type of contact	CONNEXIS DD / Pin
Locking	-
Electrical parameters	
rated current / nominal cross section	[A] / [mm <sup>2</sup> ] 8 / -
Surge voltage category/degree of pollution	III/3 III / 2 II / 2
Rated insulation voltage	[V] 160 160 320
Rated surge voltage	[kV] 2.5 2.5 2.5
General data	
Type of insulation material / insulation material group	PBT / II
Flammability rating in accordance with UL 94	V0

Ordering data

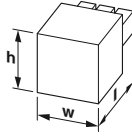
No. of pos.	Type	Item No.	Pcs./ Pkt.	Width w [mm]
4	DD31H 2,2/ 4-V-3,81-Y	1341398	50	17.81
6	DD31H 2,2/ 6-V-3,81-Y	1341402	50	21.62
8	DD31H 2,2/ 8-V-3,81-Y	1341404	50	25.43
10	DD31H 2,2/10-V-3,81-Y	1341406	50	29.24
12	DD31H 2,2/12-V-3,81-Y	1341409	50	33.05
14	DD31H 2,2/14-V-3,81-Y	1341411	50	36.86
16	DD31H 2,2/16-V-3,81-Y	1341414	50	40.67
18	DD31H 2,2/18-V-3,81-Y	1341417	50	44.48
20	DD31H 2,2/20-V-3,81-Y	1341420	50	48.29

## CONNEXIS connectors D32, single-row

### PCB connector, Crimp connection, Pitch: 5.08 mm

D32PC 2,2/

new



Dimensions	[mm]
Length [l]	22.8
Height [h]	7.15

#### Ordering data

No. of pos.	Type	Item No.	Pcs./ Pkt.	Width w [mm]
2	D32PC 2,2/ 2-5,08-X	1376522	100	24.22
3	D32PC 2,2/ 3-5,08-X	1376523	100	29.3
4	D32PC 2,2/ 4-5,08-X	1376524	50	34.38
5	D32PC 2,2/ 5-5,08-X	1376525	50	39.46
6	D32PC 2,2/ 6-5,08-X	1376527	50	44.54
8	D32PC 2,2/ 8-5,08-X	1376529	50	54.7
10	D32PC 2,2/10-5,08-X	1376531	50	64.86



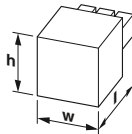
#### Technical data

Product Line	CONNEXIS Connectors M		
Connection system / type of contact	CONNEXIS D / Socket		
Locking	Self-locking flange		
Connection capacity			
rigid / flexible	[mm <sup>2</sup> ]	- / -	
Conductor cross section AWG/kcmil		28 - 14	
Stripping length	[mm]	4.5	
Electrical parameters			
rated current / nominal cross section	[A] / [mm <sup>2</sup> ]	8 / -	
Surge voltage category/degree of pollution		III / 3	III / 2
Rated insulation voltage	[V]	250	320
Rated surge voltage	[kV]	4	4
General data			
Type of insulation material / insulation material group	PBT / II		
Flammability rating in accordance with UL 94	V0		

### PCB connector, Crimp connection, Pitch: 5.08 mm

D32PC 2,2/

new



Dimensions	[mm]
Length [l]	22.1
Height [h]	13.15

#### Ordering data

No. of pos.	Type	Item No.	Pcs./ Pkt.	Width w [mm]
2	D32PC 2,2/ 2-5,08-Y	1376499	100	19.08
3	D32PC 2,2/ 3-5,08-Y	1376498	100	24.16
4	D32PC 2,2/ 4-5,08-Y	1376497	50	29.24
5	D32PC 2,2/ 5-5,08-Y	1376495	50	34.32
6	D32PC 2,2/ 6-5,08-Y	1378281	50	44.54



#### Technical data

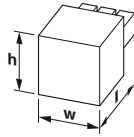
Product Line	CONNEXIS Connectors M		
Connection system / type of contact	CONNEXIS D / Socket		
Locking	Self-locking flange		
Connection capacity			
rigid / flexible	[mm <sup>2</sup> ]	- / -	
Conductor cross section AWG/kcmil		28 - 14	
Stripping length	[mm]	4.5	
Electrical parameters			
rated current / nominal cross section	[A] / [mm <sup>2</sup> ]	8 / -	
Surge voltage category/degree of pollution		III / 3	III / 2
Rated insulation voltage	[V]	250	320
Rated surge voltage	[kV]	4	4
General data			
Type of insulation material / insulation material group	PBT / II		
Flammability rating in accordance with UL 94	V0		



PCB connector, Crimp connection, Pitch: 5.08 mm

D32PC 2,2/

new



Dimensions	[mm]
Length [l]	22.8
Height [h]	7.15

Ordering data

No. of pos.	Type	Item No.	Pcs./ Pkt.	Width w [mm]
3	D32PC 2,2/ 3-5,08-Z	1378299	100	29.3



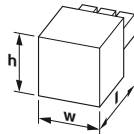
Technical data

Product Line	CONNEXIS Connectors M		
Connection system / type of contact	CONNEXIS D / Socket		
Locking	Self-locking flange		
Connection capacity			
rigid / flexible	[mm <sup>2</sup> ]	- / -	
Conductor cross section AWG/kcmil		28 - 14	
Stripping length	[mm]	4.5	
Electrical parameters			
rated current / nominal cross section	[A] / [mm <sup>2</sup> ]	8 / -	
Surge voltage category/degree of pollution		III/3	III / 2
Rated insulation voltage	[V]	250	320
Rated surge voltage	[kV]	4	4
General data			
Type of insulation material / insulation material group	PBT / II		
Flammability rating in accordance with UL 94	V0		

PCB connector, Crimp connection, Pitch: 5.08 mm

D32H 2,2/..-FH, Linear pinning

new



Dimensions	[mm]
Length [l]	33.6
Height [h]	9.35

Ordering data

No. of pos.	Type	Item No.	Pcs./ Pkt.	Width w [mm]
2	D32H 2,2/ 2-FH-5,08-X	1376634	100	22.43
3	D32H 2,2/ 3-FH-5,08-X	1376639	100	27.43
4	D32H 2,2/ 4-FH-5,08-X	1376640	50	32.43



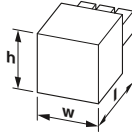
Technical data

Product Line	CONNEXIS Connectors M		
Connection system / type of contact	CONNEXIS D / Pin		
Locking	Engagement nose		
Connection capacity			
rigid / flexible	[mm <sup>2</sup> ]	- / -	
Conductor cross section AWG/kcmil		28 - 14	
Stripping length	[mm]	4.5	
Electrical parameters			
rated current / nominal cross section	[A] / [mm <sup>2</sup> ]	8 / -	
Surge voltage category/degree of pollution		III/3	III / 2
Rated insulation voltage	[V]	250	320
Rated surge voltage	[kV]	4	4
General data			
Type of insulation material / insulation material group	PBT / II		
Flammability rating in accordance with UL 94	V0		

## CONNEXIS connectors D32, single-row

### PCB connector, Crimp connection, Pitch: 5.08 mm

D32H 2,2/..-FH



Dimensions	[mm]
Length [l]	33.6
Height [h]	9.35

#### Ordering data

No. of pos.	Type	Item No.	Pcs./ Pkt.	Width w [mm]
2	D32H 2,2/ 2-FH-5,08-Y	1378296	100	22.43
3	D32H 2,2/ 3-FH-5,08-Y	1378297	100	27.43
4	D32H 2,2/ 4-FH-5,08-Y	1378298	50	32.43

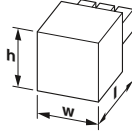


#### Technical data

Product Line	CONNEXIS Connectors M		
Connection system / type of contact	CONNEXIS D / Pin		
Locking	Engagement nose		
Connection capacity			
rigid / flexible	[mm <sup>2</sup> ]	- / -	
Conductor cross section AWG/kcmil		28 - 14	
Stripping length	[mm]	4.5	
Electrical parameters			
rated current / nominal cross section	[A] / [mm <sup>2</sup> ]	8 / -	
Surge voltage category/degree of pollution		III / 3	III / 2
Rated insulation voltage	[V]	250	320
Rated surge voltage	[kV]	4	4
General data			
Type of insulation material / insulation material group	PBT / II		
Flammability rating in accordance with UL 94	V0		

### PCB connector, Crimp connection, Pitch: 5.08 mm

D32H 2,2/..-PT, Linear pinning



Dimensions	[mm]
Length [l]	33.6
Height [h]	9.35

#### Ordering data

No. of pos.	Type	Item No.	Pcs./ Pkt.	Width w [mm]
2	D32H 2,2/ 2-PT-5,08-X	1376506	100	36.23
3	D32H 2,2/ 3-PT-5,08-X	1376508	100	41.23
4	D32H 2,2/ 4-PT-5,08-X	1376509	50	46.23
5	D32H 2,2/ 5-PT-5,08-X	1376512	50	51.23
6	D32H 2,2/ 6-PT-5,08-X	1376513	50	57.23
8	D32H 2,2/ 8-PT-5,08-X	1376515	50	66.73
10	D32H 2,2/10-PT-5,08-X	1376518	50	78.23

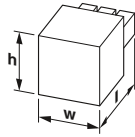


#### Technical data

Product Line	CONNEXIS Connectors M		
Connection system / type of contact	CONNEXIS D / Pin		
Locking	Engagement nose		
Connection capacity			
rigid / flexible	[mm <sup>2</sup> ]	- / -	
Conductor cross section AWG/kcmil		28 - 14	
Stripping length	[mm]	4.5	
Electrical parameters			
rated current / nominal cross section	[A] / [mm <sup>2</sup> ]	8 / -	
Surge voltage category/degree of pollution		III / 3	III / 2
Rated insulation voltage	[V]	250	320
Rated surge voltage	[kV]	4	4
General data			
Type of insulation material / insulation material group	PBT / II		
Flammability rating in accordance with UL 94	V0		

**Feed-through connector, Crimp connection, Pitch: 5.08 mm**

D32H 2,2/..-PT



Dimensions	[mm]
Length [l]	33.6
Height [h]	9.35



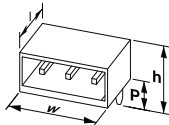
Technical data			
Product Line	CONNEXIS Connectors M		
Connection system / type of contact	CONNEXIS D / Pin		
Locking	Engagement nose		
Connection capacity			
rigid / flexible	[mm <sup>2</sup> ]	- / -	
Conductor cross section AWG/kcmil		28 - 14	
Stripping length	[mm]	- 4.5	
Electrical parameters			
rated current / nominal cross section	[A] / [mm <sup>2</sup> ]	8 / -	
Surge voltage category/degree of pollution		III/3	III / 2
Rated insulation voltage	[V]	250	320
Rated surge voltage	[kV]	4	4
General data			
Type of insulation material / insulation material group	PBT / II		
Flammability rating in accordance with UL 94	V0		

**Ordering data**

No. of pos.	Type	Item No.	Pcs./ Pkt.	Width w [mm]
2	D32H 2,2/ 2-PT-5,08-Y	1378293	100	36.23
3	D32H 2,2/ 3-PT-5,08-Y	1378294	100	41.23
4	D32H 2,2/ 4-PT-5,08-Y	1378295	50	46.23

**PCB headers, Pitch: 5.08 mm**

D32H 2,2/..-H, Linear pinning



Dimensions	[mm]
Solder pin length [P]	3.8
Length [l]	22.1
Height [h]	13.15
Installed height	9.35



Technical data			
Product Line	CONNEXIS Connectors M		
Connection system / type of contact	CONNEXIS D / Pin		
Locking	-		
Electrical parameters			
rated current / nominal cross section	[A] / [mm <sup>2</sup> ]	8 / -	
Surge voltage category/degree of pollution		III/3	III / 2
Rated insulation voltage	[V]	250	320
Rated surge voltage	[kV]	4	4
General data			
Type of insulation material / insulation material group	PBT / II		
Flammability rating in accordance with UL 94	V0		

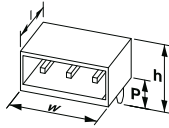
**Ordering data**

No. of pos.	Type	Item No.	Pcs./ Pkt.	Width w [mm]
2	D32H 2,2/ 2-H-5,08-X	1376532	100	19.08
3	D32H 2,2/ 3-H-5,08-X	1376533	100	24.16
4	D32H 2,2/ 4-H-5,08-X	1376535	50	29.24
5	D32H 2,2/ 5-H-5,08-X	1376538	50	34.32
6	D32H 2,2/ 6-H-5,08-X	1376540	50	39.4
8	D32H 2,2/ 8-H-5,08-X	1376541	50	49.56
10	D32H 2,2/10-H-5,08-X	1376542	50	59.72

## CONNEXIS connectors D32, single-row

### PCB headers, Crimp connection, Pitch: 5.08 mm

D32H 2,2/..-H, Linear pinning



Dimensions	[mm]
Solder pin length [P]	3.8
Length [l]	22.1
Height [h]	13.15
Installed height	9.35

#### Ordering data

No. of pos.	Type	Item No.	Pcs./ Pkt.	Width w [mm]
2	D32H 2,2/ 2-H-5,08-Y	1376496	100	19.08
3	D32H 2,2/ 3-H-5,08-Y	1376494	100	24.16
4	D32H 2,2/ 4-H-5,08-Y	1378282	50	29.24
5	D32H 2,2/ 5-H-5,08-Y	1378283	50	34.32
6	D32H 2,2/ 6-H-5,08-Y	1378285	50	39.4

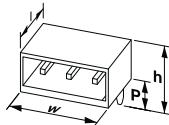


#### Technical data

Product Line	CONNEXIS Connectors M		
Connection system / type of contact	CONNEXIS D / Pin		
Locking	-		
Electrical parameters			
rated current / nominal cross section	[A] / [mm <sup>2</sup> ]	8 / -	
Surge voltage category/degree of pollution		III/3	III / 2
Rated insulation voltage	[V]	250	320
Rated surge voltage	[kV]	4	4
General data			
Type of insulation material / insulation material group	PBT / II		
Flammability rating in accordance with UL 94	V0		

### PCB headers, Crimp connection, Pitch: 5.08 mm

D32H 2,2/..-H, Linear pinning



Dimensions	[mm]
Solder pin length [P]	3.8
Length [l]	22.1
Height [h]	13.15
Installed height	9.35

#### Ordering data

No. of pos.	Type	Item No.	Pcs./ Pkt.	Width w [mm]
3	D32H 2,2/ 3-H-5,08-Z	1378300	100	24.16

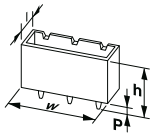


#### Technical data

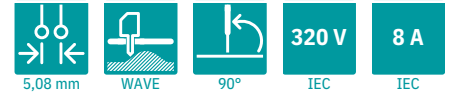
Product Line	CONNEXIS Connectors M		
Connection system / type of contact	CONNEXIS D / Pin		
Locking	-		
Electrical parameters			
rated current / nominal cross section	[A] / [mm <sup>2</sup> ]	8 / -	
Surge voltage category/degree of pollution		III/3	III / 2
Rated insulation voltage	[V]	250	320
Rated surge voltage	[kV]	4	4
General data			
Type of insulation material / insulation material group	PBT / II		
Flammability rating in accordance with UL 94	V0		

PCB headers, Pitch: 5.08 mm

D32H 2,2/..-V, Linear pinning



Dimensions	[mm]
Solder pin length [P]	3.8
Length [l]	9.35
Height [h]	25.4
Installed height	21.6



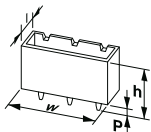
Technical data	
Product Line	CONNEXIS Connectors M
Connection system / type of contact	CONNEXIS D / Pin
Locking	-
Electrical parameters	
rated current / nominal cross section	[A] / [mm <sup>2</sup> ]
Surge voltage category/degree of pollution	III/3 III / 2 II / 2
Rated insulation voltage	[V]
Rated surge voltage	[kV]
General data	
Type of insulation material / insulation material group	PBT / II
Flammability rating in accordance with UL 94	V0

Ordering data

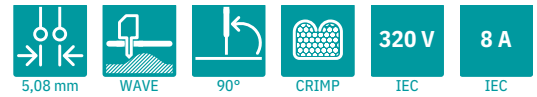
No. of pos.	Type	Item No.	Pcs./ Pkt.	Width w [mm]
2	D32H 2,2/ 2-V-5,08-X	1376543	100	19.08
3	D32H 2,2/ 3-V-5,08-X	1376545	100	24.16
4	D32H 2,2/ 4-V-5,08-X	1376546	50	29.24
5	D32H 2,2/ 5-V-5,08-X	1376547	50	34.32
6	D32H 2,2/ 6-V-5,08-X	1376548	50	39.4
8	D32H 2,2/ 8-V-5,08-X	1376551	50	49.56
10	D32H 2,2/10-V-5,08-X	1376552	50	59.72

PCB headers, Crimp connection, Pitch: 5.08 mm

D32H 2,2/..-V, Linear pinning



Dimensions	[mm]
Solder pin length [P]	3.8
Length [l]	9.35
Height [h]	25.4
Installed height	21.6



Technical data	
Product Line	CONNEXIS Connectors M
Connection system / type of contact	CONNEXIS D / Pin
Locking	-
Electrical parameters	
rated current / nominal cross section	[A] / [mm <sup>2</sup> ]
Surge voltage category/degree of pollution	III/3 III / 2 II / 2
Rated insulation voltage	[V]
Rated surge voltage	[kV]
General data	
Type of insulation material / insulation material group	PBT / II
Flammability rating in accordance with UL 94	V0

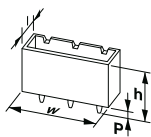
Ordering data

No. of pos.	Type	Item No.	Pcs./ Pkt.	Width w [mm]
2	D32H 2,2/ 2-V-5,08-Y	1378286	100	19.08
3	D32H 2,2/ 3-V-5,08-Y	1378287	100	24.16
4	D32H 2,2/ 4-V-5,08-Y	1378290	50	29.24
5	D32H 2,2/ 5-V-5,08-Y	1378291	50	34.32
6	D32H 2,2/ 6-V-5,08-Y	1378292	50	39.4

## CONNEXIS connectors D32, single-row

### PCB headers, Crimp connection, Pitch: 5.08 mm

D32H 2,2/..-V, Linear pinning



Dimensions	[mm]
Solder pin length [P]	3.8
Length [l]	9.35
Height [h]	25.4
Installed height	21.6

#### Ordering data

No. of pos.	Type	Item No.	Pcs./ Pkt.	Width w [mm]
3	D32H 2,2/ 3-V-5,08-Z	1378301	100	24.16



5,08 mm



WAVE



90°



CRIMP



320 V

IEC



8 A

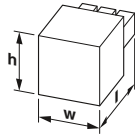
IEC

#### Technical data

Product Line	CONNEXIS Connectors M		
Connection system / type of contact	CONNEXIS D / Pin		
Locking	-		
Electrical parameters			
rated current / nominal cross section	[A] / [mm <sup>2</sup> ]	8 / -	
Surge voltage category/degree of pollution		III/3	III / 2
Rated insulation voltage	[V]	250	320
Rated surge voltage	[kV]	4	4
General data			
Type of insulation material / insulation material group	PBT / II		
Flammability rating in accordance with UL 94	V0		

PCB connector, Crimp connection, Pitch: 5.08 mm

DD32PC 2,2/



Dimensions	[mm]
Length [l]	22.8
Height [h]	14.77



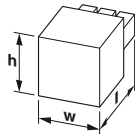
Technical data				
Product Line	CONNEXIS Connectors M			
Connection system / type of contact	CONNEXIS DD / Socket			
Locking	Self-locking flange			
Connection capacity				
rigid / flexible	[mm <sup>2</sup> ]	- / -		
Conductor cross section AWG/kcmil		28 - 14		
Stripping length	[mm]	4.5		
Electrical parameters				
rated current / nominal cross section	[A] / [mm <sup>2</sup> ]	8 / -		
Surge voltage category/degree of pollution		III/3	III / 2	II / 2
Rated insulation voltage	[V]	250	320	500
Rated surge voltage	[kV]	4	4	4
General data				
Type of insulation material / insulation material group	PBT / II			
Flammability rating in accordance with UL 94	V0			

Ordering data

No. of pos.	Type	Item No.	Pcs./ Pkt.	Width w [mm]
4	DD32PC 2,2/ 4-5,08-XX	1376625	50	22.22
6	DD32PC 2,2/ 6-5,08-XX	1376626	50	27.3
8	DD32PC 2,2/ 8-5,08-XX	1376627	50	32.38
10	DD32PC 2,2/10-5,08-XX	1376629	50	37.46
12	DD32PC 2,2/12-5,08-XX	1376630	50	42.54
16	DD32PC 2,2/16-5,08-XX	1376632	50	52.7
20	DD32PC 2,2/20-5,08-XX	1376633	50	62.86

PCB connector, Crimp connection, Pitch: 5.08 mm

DD32PC 2,2/



Dimensions	[mm]
Length [l]	22.8
Height [h]	14.77



Technical data				
Product Line	CONNEXIS Connectors M			
Connection system / type of contact	CONNEXIS DD / Socket			
Locking	Self-locking flange			
Connection capacity				
rigid / flexible	[mm <sup>2</sup> ]	- / -		
Conductor cross section AWG/kcmil		28 - 14		
Stripping length	[mm]	4.5		
Electrical parameters				
rated current / nominal cross section	[A] / [mm <sup>2</sup> ]	8 / -		
Surge voltage category/degree of pollution		III/3	III / 2	II / 2
Rated insulation voltage	[V]	250	320	500
Rated surge voltage	[kV]	4	4	4
General data				
Type of insulation material / insulation material group	PBT / II			
Flammability rating in accordance with UL 94	V0			

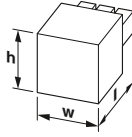
Ordering data

No. of pos.	Type	Item No.	Pcs./ Pkt.	Width w [mm]
6	DD32PC 2,2/ 6-5,08-YY	1378302	50	27.3
10	DD32PC 2,2/10-5,08-YY	1378303	50	37.46
12	DD32PC 2,2/12-5,08-YY	1378304	50	42.54

## CONNEXIS connectors D32, double-row

### PCB connector, Crimp connection, Pitch: 5.08 mm

DD32PC 2,2/



Dimensions	[mm]
Length [l]	22.8
Height [h]	14.77

#### Ordering data

No. of pos.	Type	Item No.	Pcs./ Pkt.	Width w [mm]
6	DD32PC 2,2/ 6-5,08-XY	1378263	50	27.3
8	DD32PC 2,2/ 8-5,08-XY	1378239	50	32.38
10	DD32PC 2,2/10-5,08-XY	1378235	50	37.46
12	DD32PC 2,2/12-5,08-XY	1378220	50	42.54

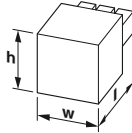


#### Technical data

Product Line	CONNEXIS Connectors M		
Connection system / type of contact	CONNEXIS DD / Socket		
Locking	Self-locking flange		
Connection capacity			
rigid / flexible	[mm <sup>2</sup> ]	- / -	
Conductor cross section AWG/kcmil		28 - 14	
Stripping length	[mm]	4.5	
Electrical parameters			
rated current / nominal cross section	[A] / [mm <sup>2</sup> ]	8 / -	
Surge voltage category/degree of pollution		III / 3	III / 2
Rated insulation voltage	[V]	250	320
Rated surge voltage	[kV]	4	4
General data			
Type of insulation material / insulation material group	PBT / II		
Flammability rating in accordance with UL 94	V0		

### PCB connector, Crimp connection, Pitch: 5.08 mm

DD32H 2,2/..-FH



Dimensions	[mm]
Length [l]	33.6
Height [h]	16.97

#### Ordering data

No. of pos.	Type	Item No.	Pcs./ Pkt.	Width w [mm]
6	DD32H 2,2/ 6-FH-5,08-XX	1376635	50	27.43
12	DD32H 2,2/12-FH-5,08-XX	1376636	50	43.43



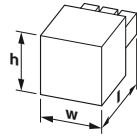
#### Technical data

Product Line	CONNEXIS Connectors M		
Connection system / type of contact	CONNEXIS DD / Pin		
Locking	Engagement nose		
Connection capacity			
rigid / flexible	[mm <sup>2</sup> ]	- / -	
Conductor cross section AWG/kcmil		28 - 14	
Stripping length	[mm]	4.5	
Electrical parameters			
rated current / nominal cross section	[A] / [mm <sup>2</sup> ]	8 / -	
Surge voltage category/degree of pollution		III / 3	III / 2
Rated insulation voltage	[V]	250	320
Rated surge voltage	[kV]	4	4
General data			
Type of insulation material / insulation material group	PBT / II		
Flammability rating in accordance with UL 94	V0		



PCB connector, Crimp connection, Pitch: 5.08 mm

DD32H 2,2/...-FH



Dimensions	[mm]
Length [l]	33.6
Height [h]	16.97

5,08 mm	0°	CRIMP	320 V IEC	8 A IEC
---------	----	-------	-----------	---------

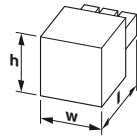
Technical data				
Product Line	CONNEXIS Connectors M			
Connection system / type of contact	CONNEXIS DD / Pin			
Locking	Engagement nose			
Connection capacity				
rigid / flexible	[mm <sup>2</sup> ]	- / -		
Conductor cross section AWG/kcmil		28 - 14		
Stripping length	[mm]	4.5		
Electrical parameters				
rated current / nominal cross section	[A] / [mm <sup>2</sup> ]	8 / -		
Surge voltage category/degree of pollution		III/3	III / 2	II / 2
Rated insulation voltage	[V]	250	320	600
Rated surge voltage	[kV]	4	4	4
General data				
Type of insulation material / insulation material group	PBT / II			
Flammability rating in accordance with UL 94	V0			

Ordering data

No. of pos.	Type	Item No.	Pcs./ Pkt.	Width w [mm]
6	DD32H 2,2/ 6-FH-5,08-YY	1378313	50	27.43
12	DD32H 2,2/12-FH-5,08-YY	1378314	50	43.43

PCB connector, Crimp connection, Pitch: 5.08 mm

DD32H 2,2/...-FH



Dimensions	[mm]
Length [l]	33.6
Height [h]	16.97

5,08 mm	0°	CRIMP	320 V IEC	8 A IEC
---------	----	-------	-----------	---------

Technical data				
Product Line	CONNEXIS Connectors M			
Connection system / type of contact	CONNEXIS DD / Pin			
Locking	Engagement nose			
Connection capacity				
rigid / flexible	[mm <sup>2</sup> ]	- / -		
Conductor cross section AWG/kcmil		28 - 14		
Stripping length	[mm]	4.5		
Electrical parameters				
rated current / nominal cross section	[A] / [mm <sup>2</sup> ]	8 / -		
Surge voltage category/degree of pollution		III/3	III / 2	II / 2
Rated insulation voltage	[V]	250	320	600
Rated surge voltage	[kV]	4	4	4
General data				
Type of insulation material / insulation material group	PBT / II			
Flammability rating in accordance with UL 94	V0			

Ordering data

No. of pos.	Type	Item No.	Pcs./ Pkt.	Width w [mm]
6	DD32H 2,2/ 6-FH-5,08-XY	1378208	50	27.43
12	DD32H 2,2/12-FH-5,08-XY	1378191	50	39.4

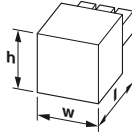
## CONNEXIS connectors D32, double-row

### Feed-through connector, Crimp connection, Pitch: 5.08 mm

DD32H 2,2/..-PT



new



Dimensions	[mm]
Length [l]	33.6
Height [h]	16.97

#### Ordering data

No. of pos.	Type	Item No.	Pcs./ Pkt.	Width w [mm]
6	DD32H 2,2/ 6-PT-5,08-XX	1376500	50	41.23
12	DD32H 2,2/12-PT-5,08-XX	1376502	50	57.23
20	DD32H 2,2/20-PT-5,08-XX	1376503	50	78.23



#### Technical data

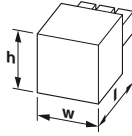
Product Line	CONNEXIS Connectors M		
Connection system / type of contact	CONNEXIS DD / Pin		
Locking	Engagement nose		
Connection capacity			
rigid / flexible	[mm <sup>2</sup> ]	- / -	
Conductor cross section AWG/kcmil		28 - 14	
Stripping length	[mm]	- 4.5	
Electrical parameters			
rated current / nominal cross section	[A] / [mm <sup>2</sup> ]	8 / -	
Surge voltage category/degree of pollution		III / 3	III / 2
Rated insulation voltage	[V]	250	320
Rated surge voltage	[kV]	4	4
General data			
Type of insulation material / insulation material group	PBT / II		
Flammability rating in accordance with UL 94	V0		

### Feed-through connector, Crimp connection, Pitch: 5.08 mm

DD32H 2,2/..-PT



new



Dimensions	[mm]
Length [l]	33.6
Height [h]	16.97

#### Ordering data

No. of pos.	Type	Item No.	Pcs./ Pkt.	Width w [mm]
6	DD32H 2,2/ 6-PT-5,08-YY	1378311	50	41.23
12	DD32H 2,2/12-PT-5,08-YY	1378312	50	57.23



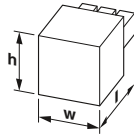
#### Technical data

Product Line	CONNEXIS Connectors M		
Connection system / type of contact	CONNEXIS DD / Pin		
Locking	Engagement nose		
Connection capacity			
rigid / flexible	[mm <sup>2</sup> ]	- / -	
Conductor cross section AWG/kcmil		28 - 14	
Stripping length	[mm]	- 4.5	
Electrical parameters			
rated current / nominal cross section	[A] / [mm <sup>2</sup> ]	8 / -	
Surge voltage category/degree of pollution		III / 3	III / 2
Rated insulation voltage	[V]	250	320
Rated surge voltage	[kV]	4	4
General data			
Type of insulation material / insulation material group	PBT / II		
Flammability rating in accordance with UL 94	V0		

**Feed-through connector, Crimp connection, Pitch: 5.08 mm**

DD32H 2,2/..-PT

new



Dimensions	[mm]
Length [l]	33.6
Height [h]	16.97

**Ordering data**

No. of pos.	Type	Item No.	Pcs./ Pkt.	Width w [mm]
12	DD32H 2,2/12-PT-5,08-XY	1378210	50	43.43



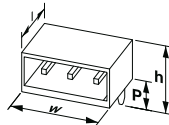
**Technical data**

Product Line	CONNEXIS Connectors M		
Connection system / type of contact	CONNEXIS DD / Pin		
Locking	Engagement nose		
Connection capacity			
rigid / flexible	[mm <sup>2</sup> ]	- / -	
Conductor cross section AWG/kcmil		28 - 14	
Stripping length	[mm]	- 4.5	
Electrical parameters			
rated current / nominal cross section	[A] / [mm <sup>2</sup> ]	8 / -	
Surge voltage category/degree of pollution		III / 3	III / 2
Rated insulation voltage	[V]	250	320
Rated surge voltage	[kV]	4	4
General data			
Type of insulation material / insulation material group	PBT / II		
Flammability rating in accordance with UL 94	V0		

**PCB headers, Crimp connection, Pitch: 5.08 mm**

DD32H 2,2/..-H, Linear pinning

new



Dimensions	[mm]
Solder pin length [P]	3.8
Length [l]	27.18
Height [h]	20.77
Installed height	16.97

**Ordering data**

No. of pos.	Type	Item No.	Pcs./ Pkt.	Width w [mm]
4	DD32H 2,2/ 4-H-5,08-XX	1378265	50	19.08
6	DD32H 2,2/ 6-H-5,08-XX	1378268	50	24.16
8	DD32H 2,2/ 8-H-5,08-XX	1378269	50	29.24
10	DD32H 2,2/10-H-5,08-XX	1378270	50	34.32
12	DD32H 2,2/12-H-5,08-XX	1378271	50	39.4
16	DD32H 2,2/16-H-5,08-XX	1378272	50	49.56
20	DD32H 2,2/20-H-5,08-XX	1378273	50	59.72



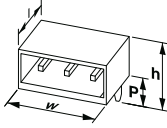
**Technical data**

Product Line	CONNEXIS Connectors M		
Connection system / type of contact	CONNEXIS DD / Pin		
Locking	-		
Electrical parameters			
rated current / nominal cross section	[A] / [mm <sup>2</sup> ]	8 / -	
Surge voltage category/degree of pollution		III / 3	III / 2
Rated insulation voltage	[V]	250	320
Rated surge voltage	[kV]	4	4
General data			
Type of insulation material / insulation material group	PBT / II		
Flammability rating in accordance with UL 94	V0		

## CONNEXIS connectors D32, double-row

### PCB headers, Crimp connection, Pitch: 5.08 mm

DD32H 2,2/..-H, Linear pinning



Dimensions	[mm]
Solder pin length [P]	3.8
Length [l]	27.18
Height [h]	20.77
Installed height	16.97

#### Ordering data

No. of pos.	Type	Item No.	Pcs./ Pkt.	Width w [mm]
6	DD32H 2,2/ 6-H-5,08-YY	1378305	50	24.16
10	DD32H 2,2/10-H-5,08-YY	1378306	50	34.32
12	DD32H 2,2/12-H-5,08-YY	1378307	50	39.4



5,08 mm



WAVE



CRIMP



320 V

IEC



8 A

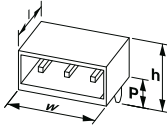
IEC

#### Technical data

Product Line	CONNEXIS Connectors M		
Connection system / type of contact	CONNEXIS DD / Pin		
Locking	-		
Electrical parameters			
rated current / nominal cross section	[A] / [mm <sup>2</sup> ]	8 / -	
Surge voltage category/degree of pollution		III/3	III / 2
Rated insulation voltage	[V]	250	320
Rated surge voltage	[kV]	4	4
General data			
Type of insulation material / insulation material group	PBT / II		
Flammability rating in accordance with UL 94	V0		

### PCB headers, Crimp connection, Pitch: 5.08 mm

DD32H 2,2/..-H, Linear pinning



Dimensions	[mm]
Solder pin length [P]	3.8
Length [l]	27.18
Height [h]	20.77
Installed height	16.97

#### Ordering data

No. of pos.	Type	Item No.	Pcs./ Pkt.	Width w [mm]
6	DD32H 2,2/ 6-H-5,08-XY	1378315	50	24.16
8	DD32H 2,2/ 8-H-5,08-XY	1378316	50	29.24
10	DD32H 2,2/10-H-5,08-XY	1378190	50	34.32
12	DD32H 2,2/12-H-5,08-XY	1378264	50	39.4



5,08 mm



WAVE



CRIMP



320 V

IEC



8 A

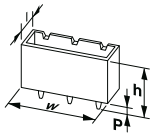
IEC

#### Technical data

Product Line	CONNEXIS Connectors M		
Connection system / type of contact	CONNEXIS DD / Pin		
Locking	-		
Electrical parameters			
rated current / nominal cross section	[A] / [mm <sup>2</sup> ]	8 / -	
Surge voltage category/degree of pollution		III/3	III / 2
Rated insulation voltage	[V]	250	320
Rated surge voltage	[kV]	4	4
General data			
Type of insulation material / insulation material group	PBT / II		
Flammability rating in accordance with UL 94	V0		

PCB headers, Crimp connection, Pitch: 5.08 mm

DD32H 2,2/...-V, Linear pinning



Dimensions	[mm]
Solder pin length [P]	3.8
Length [l]	16.97
Height [h]	25.4
Installed height	21.6

Ordering data

No. of pos.	Type	Item No.	Pcs./ Pkt.	Width w [mm]
4	DD32H 2,2/ 4-V-5,08-XX	1378274	50	19.08
6	DD32H 2,2/ 6-V-5,08-XX	1378275	50	24.16
8	DD32H 2,2/ 8-V-5,08-XX	1378276	50	29.24
10	DD32H 2,2/10-V-5,08-XX	1378277	50	34.32
12	DD32H 2,2/12-V-5,08-XX	1378278	50	39.4
16	DD32H 2,2/16-V-5,08-XX	1378279	50	49.56
20	DD32H 2,2/20-V-5,08-XX	1378280	50	59.72

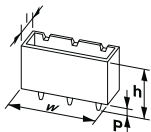


Technical data

Product Line	CONNEXIS Connectors M		
Connection system / type of contact	CONNEXIS DD / Pin		
Locking	-		
Electrical parameters			
rated current / nominal cross section	[A] / [mm <sup>2</sup> ]	8 / -	
Surge voltage category/degree of pollution		III/3	III / 2
Rated insulation voltage	[V]	250	320
Rated surge voltage	[kV]	4	4
General data			
Type of insulation material / insulation material group	PBT / II		
Flammability rating in accordance with UL 94	V0		

PCB headers, Crimp connection, Pitch: 5.08 mm

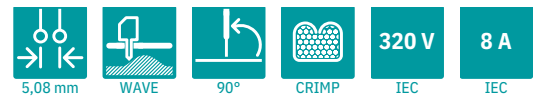
DD32H 2,2/...-V, Linear pinning



Dimensions	[mm]
Solder pin length [P]	3.8
Length [l]	16.97
Height [h]	25.4
Installed height	21.6

Ordering data

No. of pos.	Type	Item No.	Pcs./ Pkt.	Width w [mm]
6	DD32H 2,2/ 6-V-5,08-YY	1378308	50	24.16
10	DD32H 2,2/10-V-5,08-YY	1378309	50	34.32
12	DD32H 2,2/12-V-5,08-YY	1378310	50	39.4



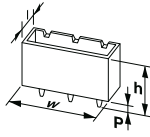
Technical data

Product Line	CONNEXIS Connectors M		
Connection system / type of contact	CONNEXIS DD / Pin		
Locking	-		
Electrical parameters			
rated current / nominal cross section	[A] / [mm <sup>2</sup> ]	8 / -	
Surge voltage category/degree of pollution		III/3	III / 2
Rated insulation voltage	[V]	250	320
Rated surge voltage	[kV]	4	4
General data			
Type of insulation material / insulation material group	PBT / II		
Flammability rating in accordance with UL 94	V0		

# CONNEXIS connectors D32, double-row

## PCB headers, Crimp connection, Pitch: 5.08 mm

DD32H 2,2/..-V, Linear pinning



Dimensions	[mm]
Solder pin length [P]	3.8
Length [l]	16.97
Height [h]	25.4
Installed height	21.6




### Technical data

Product Line	CONNEXIS Connectors M		
Connection system / type of contact	CONNEXIS DD / Pin		
Locking	-		
Electrical parameters			
rated current / nominal cross section	[A] / [mm <sup>2</sup> ]	8 / -	
Surge voltage category/degree of pollution		III/3	III / 2
Rated insulation voltage	[V]	250	320
Rated surge voltage	[kV]	4	4
General data			
Type of insulation material / insulation material group	PBT / II		
Flammability rating in accordance with UL 94	V0		

### Ordering data

No. of pos.	Type	Item No.	Pcs./ Pkt.	Width w [mm]
6	DD32H 2,2/ 6-V-5,08-XY	1378217	50	24.16
8	DD32H 2,2/ 8-V-5,08-XY	1378216	50	29.24
10	DD32H 2,2/10-V-5,08-XY	1378215	50	34.32
12	DD32H 2,2/12-V-5,08-XY	1378214	50	39.4







# High-current feed-through terminal blocks

---

**Conductor cross-section up to 4 mm<sup>2</sup> (10 AWG)**

Screw connection	522
Push-in spring connection	525

---

**Conductor cross-section up to 10 mm<sup>2</sup> (8 AWG)**

Screw connection	526
------------------	-----

---

**Conductor cross-section up to 16 mm<sup>2</sup> (6 AWG)**

Screw connection	529
Push-in spring connection	531
Push-lock spring connection	532

---

**Conductor cross-section up to 35 mm<sup>2</sup> (2 AWG)**

Screw connection	533
------------------	-----

---

**Conductor cross-section up to 50 mm<sup>2</sup> (1/0 AWG)**

Screw connection	535
T-LOX knee-lever connection	537

---

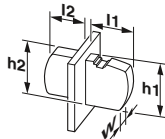
**Conductor cross-section up to 95 mm<sup>2</sup> (3/0 AWG)**

Screw connection	538
T-LOX knee-lever connection	539

## Conductor cross-section up to 4 mm<sup>2</sup> (10 AWG)

### Panel feed-through terminal block, Screw connection with tension sleeve

VDFK 4



Dimensions	[mm]
Length [l1]	10.9
Length [l2]	13.6
Height [h1]	20.5
Height [h2]	9.8



#### Ordering data

No. of pos.	Type	Item No.	Pcs./ Pkt.	Width w [mm]
1	VDFK 4	0708250	50	10

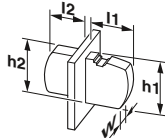


#### Technical data

Panel thickness	[mm]	1 - 4	
Connection capacity		External	Internal
Connection direction	-	0 °	0 °
Connection method		Screw connection with tension sleeve	Solder connection
rigid / flexible	[mm <sup>2</sup> ]	0.2 - 6 / 0.2 - 4	- / -
1 conductor solid multi-stranded	[mm <sup>2</sup> ]	-	-
Flexible with ferrules without plastic sleeve	[mm <sup>2</sup> ]	0.25 - 4	-
Flexible with ferrules with plastic sleeve	[mm <sup>2</sup> ]	0.25 - 4	-
2 conductors with same cross section solid / stranded	[mm <sup>2</sup> ]	0.2 - 1.5 / 0.2 - 1.5	- / -
2 conductors with the same cross section flexible with ferrule without plastic sleeve	[mm <sup>2</sup> ]	0.25 - 1.5	-
2 conductors with the same cross section flexible with ferrule and plastic sleeve	[mm <sup>2</sup> ]	-	-
2 conductors with the same cross section flexible with TWIN ferrule and plastic sleeve	[mm <sup>2</sup> ]	0.5 - 2.5	-
Conductor cross section AWG/kcmil		-	-
Stripping length	[mm]	- 8	-
Tightening torque clamping space	[Nm]	0.6 - 0.8	-
<b>Electrical parameters</b>			
rated current / nominal cross section	[A] / [mm <sup>2</sup> ]	32 / 4	
Surge voltage category/degree of pollution		III/3	III / 2
Rated insulation voltage	[V]	500	-
Rated surge voltage	[kV]	6	-
<b>General data</b>			
Type of insulation material / insulation material group		PA / I	
Flammability rating in accordance with UL 94		V0	
<b>Certification data</b>			
Note		More detailed information on the approval data can be found on our website.	

### Panel feed-through terminal block, Screw connection with tension sleeve

DFK 4



Dimensions	[mm]
Length [l1]	21.2
Length [l2]	-
Height [h1]	24
Height [h2]	-



#### Ordering data

No. of pos.	Type	Item No.	Pcs./ Pkt.	Width w [mm]
1	DFK 4	0708357	50	6.15

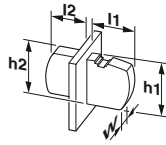


#### Technical data

Panel thickness	[mm]	- 1.5	
Connection capacity		External	Internal
Connection direction	-	90 °	0 °
Connection method		Screw connection with tension sleeve	Solder/Slip-on connection
rigid / flexible	[mm <sup>2</sup> ]	0.2 - 6 / 0.2 - 4	0.2 - 1.5 / 0.2 - 1.5
1 conductor solid multi-stranded	[mm <sup>2</sup> ]	-	-
Flexible with ferrules without plastic sleeve	[mm <sup>2</sup> ]	0.25 - 4	-
Flexible with ferrules with plastic sleeve	[mm <sup>2</sup> ]	0.25 - 2.5	-
2 conductors with same cross section solid / stranded	[mm <sup>2</sup> ]	0.2 - 1.5 / 0.2 - 1.5	- / -
2 conductors with the same cross section flexible with ferrule without plastic sleeve	[mm <sup>2</sup> ]	0.25 - 1.5	-
2 conductors with the same cross section flexible with ferrule and plastic sleeve	[mm <sup>2</sup> ]	-	-
2 conductors with the same cross section flexible with TWIN ferrule and plastic sleeve	[mm <sup>2</sup> ]	0.5 - 2.5	-
Stripping length	[mm]	- 8	-
Tightening torque clamping space	[Nm]	0.6 - 0.8	-
<b>Electrical parameters</b>			
rated current / nominal cross section	[A] / [mm <sup>2</sup> ]	17.5 / 4	
Surge voltage category/degree of pollution		III/3	III / 2
Rated insulation voltage	[V]	400	-
Rated surge voltage	[kV]	4	-
<b>General data</b>			
Type of insulation material / insulation material group		PA / I	
Flammability rating in accordance with UL 94		V2	
<b>Certification data</b>			
Note		More detailed information on the approval data can be found on our website.	

Panel feed-through terminal block, Screw connection with tension sleeve

UW 4



Dimensions	[mm]
Length [L1]	23.6
Length [L2]	20.8
Height [h1]	23.5
Height [h2]	24.8



Ordering data

No. of pos.	Type	Item No.	Pcs./ Pkt.	Width w [mm]
1	UW 4	3073306	50	8.1
1	UW 4/S	3073319	50	8.1

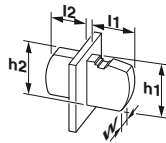


Technical data

Panel thickness	[mm]	1 - 4	
Connection capacity		External	Internal
Connection direction	-	0°	0°
Connection method		Screw connection with tension sleeve	Screw connection with tension sleeve
rigid / flexible	[mm <sup>2</sup> ]	0.2 - 6 / 0.2 - 4	0.2 - 6 / 0.2 - 4
1 conductor solid multi-stranded	[mm <sup>2</sup> ]	-	-
Flexible with ferrules without plastic sleeve	[mm <sup>2</sup> ]	0.25 - 4	0.25 - 4
Flexible with ferrules with plastic sleeve	[mm <sup>2</sup> ]	0.25 - 4	0.25 - 4
2 conductors with same cross section solid / stranded	[mm <sup>2</sup> ]	0.2 - 1.5 / 0.2 - 1.5	0.2 - 1.5 / 0.2 - 1.5
2 conductors with the same cross section flexible with ferrule without plastic sleeve	[mm <sup>2</sup> ]	0.25 - 1.5	0.25 - 1.5
2 conductors with the same cross section flexible with ferrule and plastic sleeve	[mm <sup>2</sup> ]	-	-
2 conductors with the same cross section flexible with TWIN ferrule and plastic sleeve	[mm <sup>2</sup> ]	0.5 - 2.5	0.5 - 2.5
Stripping length	[mm]	- 9	- 9
Tightening torque clamping space	[Nm]	0.6 - 0.8	0.6 - 0.8
Electrical parameters			
rated current / nominal cross section	[A] / [mm <sup>2</sup> ]	32 / 4	
Surge voltage category/degree of pollution		III/3	III / 2
Rated insulation voltage	[V]	320	-
Rated surge voltage	[kV]	4	-
General data			
Type of insulation material / insulation material group		PA / I	
Flammability rating in accordance with UL 94		V0	
Certification data			
Note		More detailed information on the approval data can be found on our website.	

Panel feed-through terminal block, Screw connection with tension sleeve

UW 4-POT-SCM



Dimensions	[mm]
Length [L1]	23.6
Length [L2]	-
Height [h1]	23.5
Height [h2]	27



Ordering data

No. of pos.	Type	Item No.	Pcs./ Pkt.	Width w [mm]
1	UW 4-POT-SCM	3056996	50	8.1
1	UW 4-POT-SCM/S	3056909	50	8.1



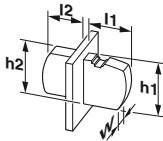
Technical data

Panel thickness	[mm]	1 - 4	
Connection capacity		External	Internal
Connection direction	-	0°	0°
Connection method		Screw connection with tension sleeve	Spade connection
rigid / flexible	[mm <sup>2</sup> ]	0.2 - 6 / 0.2 - 4	- / -
1 conductor solid multi-stranded	[mm <sup>2</sup> ]	-	-
Flexible with ferrules without plastic sleeve	[mm <sup>2</sup> ]	0.25 - 4	-
Flexible with ferrules with plastic sleeve	[mm <sup>2</sup> ]	0.25 - 4	-
2 conductors with same cross section solid / stranded	[mm <sup>2</sup> ]	0.2 - 1.5 / 0.2 - 1.5	- / -
2 conductors with the same cross section flexible with ferrule without plastic sleeve	[mm <sup>2</sup> ]	0.25 - 1.5	-
2 conductors with the same cross section flexible with ferrule and plastic sleeve	[mm <sup>2</sup> ]	-	-
2 conductors with the same cross section flexible with TWIN ferrule and plastic sleeve	[mm <sup>2</sup> ]	0.5 - 2.5	-
Stripping length	[mm]	- 10	-
Tightening torque clamping space	[Nm]	0.6 - 0.8	-
Electrical parameters			
rated current / nominal cross section	[A] / [mm <sup>2</sup> ]	18 / 4	
Surge voltage category/degree of pollution		III/3	III / 2
Rated insulation voltage	[V]	500	-
Rated surge voltage	[kV]	6	-
General data			
Type of insulation material / insulation material group		PA / I	
Flammability rating in accordance with UL 94		V0	
Certification data			
Note		More detailed information on the approval data can be found on our website.	

## Conductor cross-section up to 4 mm<sup>2</sup> (10 AWG)

### Panel feed-through terminal block, Screw connection with tension sleeve

UW 4-POT-SL



Dimensions	[mm]
Length [L1]	23.6
Length [L2]	20.8
Height [h1]	23.5
Height [h2]	27



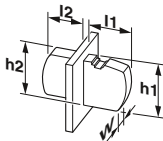
#### Ordering data

No. of pos.	Type	Item No.	Pcs./ Pkt.	Width w [mm]
1	UW 4-POT-SL	3059757	50	8.1
1	UW 4-POT-SL/S	3059760	50	8.1

Technical data			
Panel thickness	[mm]	1 - 4	
Connection capacity		External	Internal
Connection direction	-	0°	0°
Connection method		Screw connection with tension sleeve	Solder connection
rigid / flexible	[mm <sup>2</sup> ]	0.2 - 6 / 0.2 - 4	- / -
1 conductor solid multi-stranded	[mm <sup>2</sup> ]	-	-
Flexible with ferrules without plastic sleeve	[mm <sup>2</sup> ]	0.25 - 4	-
Flexible with ferrules with plastic sleeve	[mm <sup>2</sup> ]	0.25 - 4	-
2 conductors with same cross section solid / stranded	[mm <sup>2</sup> ]	0.2 - 1.5 / 0.2 - 1.5	- / -
2 conductors with the same cross section flexible with ferrule without plastic sleeve	[mm <sup>2</sup> ]	0.25 - 1.5	-
2 conductors with the same cross section flexible with ferrule and plastic sleeve	[mm <sup>2</sup> ]	-	-
2 conductors with the same cross section flexible with TWIN ferrule and plastic sleeve	[mm <sup>2</sup> ]	0.5 - 2.5	-
Stripping length	[mm]	- 10	-
Tightening torque clamping space	[Nm]	0.6 - 0.8	-
Electrical parameters			
rated current / nominal cross section	[A] / [mm <sup>2</sup> ]	32 / 4	
Surge voltage category/degree of pollution		III/3	III / 2
Rated insulation voltage	[V]	500	-
Rated surge voltage	[kV]	6	-
General data			
Type of insulation material / insulation material group		PA / I	
Flammability rating in accordance with UL 94		V0	
Certification data			
Note		More detailed information on the approval data can be found on our website.	

### Panel feed-through terminal block, Screw connection with tension sleeve

UWV 4



Dimensions	[mm]
Length [L1]	26.8
Length [L2]	20.8
Height [h1]	25.3
Height [h2]	24.8



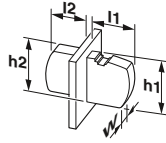
#### Ordering data

No. of pos.	Type	Item No.	Pcs./ Pkt.	Width w [mm]
1	UWV 4	3073380	50	8.1
1	UWV 4/S	3073393	50	8.1

Technical data			
Panel thickness	[mm]	1 - 4	
Connection capacity		External	Internal
Connection direction	-	-90°	0°
Connection method		Screw connection with tension sleeve	Screw connection with tension sleeve
rigid / flexible	[mm <sup>2</sup> ]	0.2 - 6 / 0.2 - 4	0.2 - 6 / 0.2 - 4
1 conductor solid multi-stranded	[mm <sup>2</sup> ]	-	-
Flexible with ferrules without plastic sleeve	[mm <sup>2</sup> ]	0.25 - 4	0.25 - 4
Flexible with ferrules with plastic sleeve	[mm <sup>2</sup> ]	0.25 - 4	0.25 - 4
2 conductors with same cross section solid / stranded	[mm <sup>2</sup> ]	0.2 - 1.5 / 0.2 - 1.5	0.2 - 1.5 / 0.2 - 1.5
2 conductors with the same cross section flexible with ferrule without plastic sleeve	[mm <sup>2</sup> ]	0.25 - 1.5	0.25 - 1.5
2 conductors with the same cross section flexible with ferrule and plastic sleeve	[mm <sup>2</sup> ]	-	-
2 conductors with the same cross section flexible with TWIN ferrule and plastic sleeve	[mm <sup>2</sup> ]	0.5 - 2.5	0.5 - 2.5
Stripping length	[mm]	- 9	- 9
Tightening torque clamping space	[Nm]	0.6 - 0.8	0.6 - 0.8
Electrical parameters			
rated current / nominal cross section	[A] / [mm <sup>2</sup> ]	32 / 4	
Surge voltage category/degree of pollution		III/3	III / 2
Rated insulation voltage	[V]	320	-
Rated surge voltage	[kV]	4	-
General data			
Type of insulation material / insulation material group		PA / I	
Flammability rating in accordance with UL 94		V0	
Certification data			
Note		More detailed information on the approval data can be found on our website.	

Panel feed-through terminal block, Push-in spring connection

PW 4-POT-SCM



Dimensions	[mm]
Length [L1]	30.5
Length [L2]	15.5
Height [h1]	30
Height [h2]	27



Ordering data

No. of pos.	Type	Item No.	Pcs./ Pkt.	Width w [mm]
1	PW 4-POT-SCM	3056938	50	8.1
1	PW 4-POT-SCM/S	3056941	50	8.1

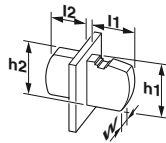


Technical data

Panel thickness	[mm]	1 - 4	
Connection capacity		External	Internal
Connection direction	-	45 °	0 °
Connection method		Push-in spring connection	Spade connection
rigid / flexible	[mm <sup>2</sup> ]	0.2 - 4 / 0.2 - 6	- / -
1 conductor solid multi-stranded	[mm <sup>2</sup> ]	-	-
Flexible with ferrules without plastic sleeve	[mm <sup>2</sup> ]	0.25 - 6	-
Flexible with ferrules with plastic sleeve	[mm <sup>2</sup> ]	0.25 - 4	-
2 conductors with same cross section solid / stranded	[mm <sup>2</sup> ]	- / -	- / -
2 conductors with the same cross section flexible with ferrule without plastic sleeve	[mm <sup>2</sup> ]	-	-
2 conductors with the same cross section flexible with ferrule and plastic sleeve	[mm <sup>2</sup> ]	-	-
2 conductors with the same cross section flexible with TWIN ferrule and plastic sleeve	[mm <sup>2</sup> ]	0.5 - 1	-
Stripping length	[mm]	- 10	-
Tightening torque clamping space	[Nm]	-	-
Electrical parameters			
rated current / nominal cross section	[A] / [mm <sup>2</sup> ]	18 / 4	
Surge voltage category/degree of pollution		III/3	III / 2
Rated insulation voltage	[V]	800	-
Rated surge voltage	[kV]	8	-
General data			
Type of insulation material / insulation material group		PA / I	
Flammability rating in accordance with UL 94		V0	
Certification data			
Note		More detailed information on the approval data can be found on our website.	

Panel feed-through terminal block, Push-in spring connection

PW 4-POT-SL



Dimensions	[mm]
Length [L1]	30.5
Length [L2]	22.2
Height [h1]	30
Height [h2]	27



Ordering data

No. of pos.	Type	Item No.	Pcs./ Pkt.	Width w [mm]
1	PW 4-POT-SL	3059731	50	8.1
1	PW 4-POT-SL/S	3059744	50	8.1



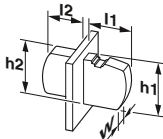
Technical data

Panel thickness	[mm]	1 - 4	
Connection capacity		External	Internal
Connection direction	-	45 °	0 °
Connection method		Push-in spring connection	Solder connection
rigid / flexible	[mm <sup>2</sup> ]	0.2 - 4 / 0.2 - 6	- / -
1 conductor solid multi-stranded	[mm <sup>2</sup> ]	-	-
Flexible with ferrules without plastic sleeve	[mm <sup>2</sup> ]	0.25 - 6	-
Flexible with ferrules with plastic sleeve	[mm <sup>2</sup> ]	0.25 - 4	-
2 conductors with same cross section solid / stranded	[mm <sup>2</sup> ]	- / -	- / -
2 conductors with the same cross section flexible with ferrule without plastic sleeve	[mm <sup>2</sup> ]	-	-
2 conductors with the same cross section flexible with ferrule and plastic sleeve	[mm <sup>2</sup> ]	-	-
2 conductors with the same cross section flexible with TWIN ferrule and plastic sleeve	[mm <sup>2</sup> ]	0.5 - 1	-
Stripping length	[mm]	- 10	-
Tightening torque clamping space	[Nm]	-	-
Electrical parameters			
rated current / nominal cross section	[A] / [mm <sup>2</sup> ]	32 / 4	
Surge voltage category/degree of pollution		III/3	III / 2
Rated insulation voltage	[V]	800	-
Rated surge voltage	[kV]	8	-
General data			
Type of insulation material / insulation material group		PA / I	
Flammability rating in accordance with UL 94		V0	
Certification data			
Note		More detailed information on the approval data can be found on our website.	

## Conductor cross-section up to 10 mm<sup>2</sup> (8 AWG)

### Panel feed-through terminal block, Screw connection with tension sleeve

VDFK 6



Dimensions	[mm]
Length [L1]	15.5
Length [L2]	10.4
Height [h1]	31.5
Height [h2]	-



#### Ordering data

No. of pos.	Type	Item No.	Pcs./ Pkt.	Width w [mm]
1	VDFK 6	0711027	50	10

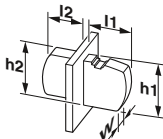


#### Technical data

Panel thickness	[mm]	1 - 4	
Connection capacity		External	Internal
Connection direction	-	0°	0°
Connection method		Screw connection with tension sleeve	Solder connection
rigid / flexible	[mm <sup>2</sup> ]	0.2 - 10 / 0.2 - 6	- / -
1 conductor solid multi-stranded	[mm <sup>2</sup> ]	-	-
Flexible with ferrules without plastic sleeve	[mm <sup>2</sup> ]	0.25 - 6	-
Flexible with ferrules with plastic sleeve	[mm <sup>2</sup> ]	0.25 - 6	-
2 conductors with same cross section solid / stranded	[mm <sup>2</sup> ]	0.2 - 4 / 0.2 - 4	- / -
2 conductors with the same cross section flexible with ferrule without plastic sleeve	[mm <sup>2</sup> ]	0.25 - 2.5	-
2 conductors with the same cross section flexible with ferrule and plastic sleeve	[mm <sup>2</sup> ]	-	-
2 conductors with the same cross section flexible with TWIN ferrule and plastic sleeve	[mm <sup>2</sup> ]	0.5 - 4	-
Stripping length	[mm]	- 9	-
Tightening torque clamping space	[Nm]	1.5 - 1.8	-
Electrical parameters			
rated current / nominal cross section	[A] / [mm <sup>2</sup> ]	41 / 6	
Surge voltage category/degree of pollution		III/3	III / 2
Rated insulation voltage	[V]	500	-
Rated surge voltage	[kV]	6	-
General data			
Type of insulation material / insulation material group		PA / I	
Flammability rating in accordance with UL 94		V0	
Certification data			
Note		More detailed information on the approval data can be found on our website.	

### Panel feed-through terminal block, Screw connection with tension sleeve

UW 10



Dimensions	[mm]
Length [L1]	29
Length [L2]	23.5
Height [h1]	31
Height [h2]	29



#### Ordering data

No. of pos.	Type	Item No.	Pcs./ Pkt.	Width w [mm]
1	UW 10	3073322	50	10.1
1	UW 10/S	3073335	50	10.1

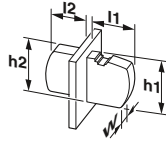


#### Technical data

Panel thickness	[mm]	1 - 4	
Connection capacity		External	Internal
Connection direction	-	0°	0°
Connection method		Screw connection with tension sleeve	Screw connection with tension sleeve
rigid / flexible	[mm <sup>2</sup> ]	0.5 - 16 / 0.5 - 10	0.5 - 16 / 0.5 - 10
1 conductor solid multi-stranded	[mm <sup>2</sup> ]	-	-
Flexible with ferrules without plastic sleeve	[mm <sup>2</sup> ]	0.5 - 10	0.5 - 10
Flexible with ferrules with plastic sleeve	[mm <sup>2</sup> ]	0.5 - 10	0.5 - 10
2 conductors with same cross section solid / stranded	[mm <sup>2</sup> ]	0.5 - 4 / 0.5 - 4	0.5 - 4 / 0.5 - 4
2 conductors with the same cross section flexible with ferrule without plastic sleeve	[mm <sup>2</sup> ]	0.5 - 2.5	0.5 - 2.5
2 conductors with the same cross section flexible with ferrule and plastic sleeve	[mm <sup>2</sup> ]	-	-
2 conductors with the same cross section flexible with TWIN ferrule and plastic sleeve	[mm <sup>2</sup> ]	0.5 - 6	0.5 - 6
Stripping length	[mm]	- 11	- 11
Tightening torque clamping space	[Nm]	1.5 - 1.8	1.5 - 1.8
Electrical parameters			
rated current / nominal cross section	[A] / [mm <sup>2</sup> ]	57 / 10	
Surge voltage category/degree of pollution		III/3	III / 2
Rated insulation voltage	[V]	500	-
Rated surge voltage	[kV]	6	-
General data			
Type of insulation material / insulation material group		PA / I	
Flammability rating in accordance with UL 94		V0	
Certification data			
Note		More detailed information on the approval data can be found on our website.	

Panel feed-through terminal block, Screw connection with tension sleeve

UW 10-POT



Dimensions	[mm]
Length [L1]	29
Length [L2]	18.3
Height [h1]	31
Height [h2]	21



Ordering data

No. of pos.	Type	Item No.	Pcs./ Pkt.	Width w [mm]
1	UW 10-POT	3073461	50	10.1
1	UW 10-POT/S	3073474	50	10.1

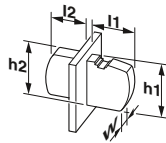


Technical data

Panel thickness	[mm]	1 - 4	
Connection capacity		External	Internal
Connection direction	-	0°	0°
Connection method		Screw connection with tension sleeve	Solder connection
rigid / flexible	[mm <sup>2</sup> ]	0.5 - 16 / 0.5 - 10	- / -
1 conductor solid multi-stranded	[mm <sup>2</sup> ]	-	-
Flexible with ferrules without plastic sleeve	[mm <sup>2</sup> ]	0.5 - 10	-
Flexible with ferrules with plastic sleeve	[mm <sup>2</sup> ]	0.5 - 10	-
2 conductors with same cross section solid / stranded	[mm <sup>2</sup> ]	0.5 - 4 / 0.5 - 4	- / -
2 conductors with the same cross section flexible with ferrule without plastic sleeve	[mm <sup>2</sup> ]	0.5 - 2.5	-
2 conductors with the same cross section flexible with ferrule and plastic sleeve	[mm <sup>2</sup> ]	-	-
2 conductors with the same cross section flexible with TWIN ferrule and plastic sleeve	[mm <sup>2</sup> ]	0.5 - 6	-
Stripping length	[mm]	- 11	-
Tightening torque clamping space	[Nm]	1.5 - 1.8	-
Electrical parameters		57 / 10	
rated current / nominal cross section	[A] / [mm <sup>2</sup> ]		
Surge voltage category/degree of pollution		III/3	III / 2
Rated insulation voltage	[V]	400	-
Rated surge voltage	[kV]	5	-
General data		PA / I	
Type of insulation material / insulation material group		VO	
Flammability rating in accordance with UL 94			
Certification data			
Note		More detailed information on the approval data can be found on our website.	

Panel feed-through terminal block, Screw connection with tension sleeve

UWV 10



Dimensions	[mm]
Length [L1]	32
Length [L2]	23.5
Height [h1]	33
Height [h2]	29



Ordering data

No. of pos.	Type	Item No.	Pcs./ Pkt.	Width w [mm]
1	UWV 10	3073403	50	10.1
1	UWV 10/S	3073416	50	10.1



Technical data

Panel thickness	[mm]	1 - 4	
Connection capacity		External	Internal
Connection direction	-	-90°	0°
Connection method		Screw connection with tension sleeve	Screw connection with tension sleeve
rigid / flexible	[mm <sup>2</sup> ]	0.5 - 16 / 0.5 - 10	0.5 - 16 / 0.5 - 10
1 conductor solid multi-stranded	[mm <sup>2</sup> ]	-	-
Flexible with ferrules without plastic sleeve	[mm <sup>2</sup> ]	0.5 - 10	0.5 - 10
Flexible with ferrules with plastic sleeve	[mm <sup>2</sup> ]	0.5 - 10	0.5 - 10
2 conductors with same cross section solid / stranded	[mm <sup>2</sup> ]	0.5 - 4 / 0.5 - 4	0.5 - 4 / 0.5 - 4
2 conductors with the same cross section flexible with ferrule without plastic sleeve	[mm <sup>2</sup> ]	0.5 - 2.5	0.5 - 2.5
2 conductors with the same cross section flexible with ferrule and plastic sleeve	[mm <sup>2</sup> ]	-	-
2 conductors with the same cross section flexible with TWIN ferrule and plastic sleeve	[mm <sup>2</sup> ]	0.5 - 6	0.5 - 6
Stripping length	[mm]	- 11	- 11
Tightening torque clamping space	[Nm]	1.5 - 1.8	1.5 - 1.8
Electrical parameters		57 / 10	
rated current / nominal cross section	[A] / [mm <sup>2</sup> ]		
Surge voltage category/degree of pollution		III/3	III / 2
Rated insulation voltage	[V]	320	-
Rated surge voltage	[kV]	4	-
General data		PA / I	
Type of insulation material / insulation material group		VO	
Flammability rating in accordance with UL 94			
Certification data			
Note		More detailed information on the approval data can be found on our website.	

## Conductor cross-section up to 10 mm<sup>2</sup> (8 AWG)

### Panel feed-through terminal block, Screw connection with tension sleeve

UWV 10-POT



BOX



-90°



SCREW



320 V

IEC

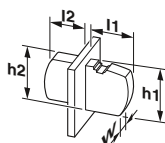


57 A

IEC



10 mm<sup>2</sup>



Dimensions	[mm]
Length [l1]	32
Length [l2]	15
Height [h1]	33
Height [h2]	21



#### Ordering data

No. of pos.	Type	Item No.	Pcs./ Pkt.	Width w [mm]
1	UWV 10-POT	3073526	50	10.1
1	UWV 10-POT/S	3073539	50	10.1

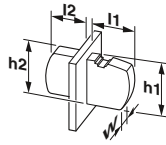
#### Technical data

Panel thickness	[mm]	1 - 4	
Connection capacity		External	Internal
Connection direction	-	-90°	0°
Connection method		Screw connection with tension sleeve	Solder connection
rigid / flexible	[mm <sup>2</sup> ]	0.5 - 16 / 0.5 - 10	- / -
1 conductor solid multi-stranded	[mm <sup>2</sup> ]	-	-
Flexible with ferrules without plastic sleeve	[mm <sup>2</sup> ]	0.5 - 10	-
Flexible with ferrules with plastic sleeve	[mm <sup>2</sup> ]	0.5 - 10	-
2 conductors with same cross section solid / stranded	[mm <sup>2</sup> ]	0.5 - 4 / 0.5 - 4	- / -
2 conductors with the same cross section flexible with ferrule without plastic sleeve	[mm <sup>2</sup> ]	0.5 - 2.5	-
2 conductors with the same cross section flexible with ferrule and plastic sleeve	[mm <sup>2</sup> ]	-	-
2 conductors with the same cross section flexible with TWIN ferrule and plastic sleeve	[mm <sup>2</sup> ]	0.5 - 6	-
Stripping length	[mm]	- 11	-
Tightening torque clamping space	[Nm]	1.5 - 1.8	-
Electrical parameters		57 / 10	
rated current / nominal cross section	[A] / [mm <sup>2</sup> ]		
Surge voltage category/degree of pollution		III / 3	III / 2
Rated insulation voltage	[V]	320	-
Rated surge voltage	[kV]	4	-
General data		PA / I	
Type of insulation material / insulation material group		VO	
Flammability rating in accordance with UL 94			
Certification data			
Note		More detailed information on the approval data can be found on our website.	



Panel feed-through terminal block, Screw connection with tension sleeve

UW 16



Dimensions	[mm]
Length [L1]	36.83
Length [L2]	29.51
Height [h1]	41.14
Height [h2]	38.31



Ordering data

No. of pos.	Type	Item No.	Pcs./ Pkt.	Width w [mm]
1	UW 16	3073348	50	12
1	UW 16/S	3073351	50	12.1

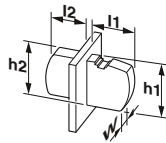


Technical data

Panel thickness	[mm]	1 - 6	
Connection capacity		External	Internal
Connection direction	-	0°	0°
Connection method		Screw connection with tension sleeve	Screw connection with tension sleeve
rigid / flexible	[mm <sup>2</sup> ]	6 - 25 / 6 - 16	6 - 25 / 6 - 16
1 conductor solid multi-stranded	[mm <sup>2</sup> ]	-	-
Flexible with ferrules without plastic sleeve	[mm <sup>2</sup> ]	6 - 16	6 - 16
Flexible with ferrules with plastic sleeve	[mm <sup>2</sup> ]	6 - 16	6 - 16
2 conductors with same cross section solid / stranded	[mm <sup>2</sup> ]	2.5 - 10 / 2.5 - 6	2.5 - 10 / 2.5 - 6
2 conductors with the same cross section flexible with ferrule without plastic sleeve	[mm <sup>2</sup> ]	4 - 6	4 - 6
2 conductors with the same cross section flexible with ferrule and plastic sleeve	[mm <sup>2</sup> ]	-	-
2 conductors with the same cross section flexible with TWIN ferrule and plastic sleeve	[mm <sup>2</sup> ]	4 - 6	4 - 6
Stripping length	[mm]	- 16	- 16
Tightening torque clamping space	[Nm]	2 - 2.3	2 - 2.3
Electrical parameters		76 / 16	
rated current / nominal cross section	[A] / [mm <sup>2</sup> ]	III / 3	III / 2
Surge voltage category/degree of pollution		II / 2	II / 2
Rated insulation voltage	[V]	500	-
Rated surge voltage	[kV]	6	-
General data		PA / I	
Type of insulation material / insulation material group		VO	
Flammability rating in accordance with UL 94			
Certification data			
Note		More detailed information on the approval data can be found on our website.	

Panel feed-through terminal block, Screw connection with tension sleeve

UW 16-POT



Dimensions	[mm]
Length [L1]	36.8
Length [L2]	23.7
Height [h1]	41.1
Height [h2]	26



Ordering data

No. of pos.	Type	Item No.	Pcs./ Pkt.	Width w [mm]
1	UW 16-POT	3073487	50	12.1
1	UW 16-POT/S	3073490	50	12.1



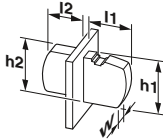
Technical data

Panel thickness	[mm]	1 - 6	
Connection capacity		External	Internal
Connection direction	-	0°	0°
Connection method		Screw connection with tension sleeve	Cable lug connection
rigid / flexible	[mm <sup>2</sup> ]	6 - 25 / 6 - 16	- / -
1 conductor solid multi-stranded	[mm <sup>2</sup> ]	-	-
Flexible with ferrules without plastic sleeve	[mm <sup>2</sup> ]	6 - 16	-
Flexible with ferrules with plastic sleeve	[mm <sup>2</sup> ]	6 - 16	-
2 conductors with same cross section solid / stranded	[mm <sup>2</sup> ]	2.5 - 10 / 2.5 - 6	- / -
2 conductors with the same cross section flexible with ferrule without plastic sleeve	[mm <sup>2</sup> ]	4 - 6	-
2 conductors with the same cross section flexible with ferrule and plastic sleeve	[mm <sup>2</sup> ]	-	-
2 conductors with the same cross section flexible with TWIN ferrule and plastic sleeve	[mm <sup>2</sup> ]	4 - 6	-
Stripping length	[mm]	- 16	-
Tightening torque clamping space	[Nm]	2 - 2.3	-
Electrical parameters		76 / 16	
rated current / nominal cross section	[A] / [mm <sup>2</sup> ]	III / 3	III / 2
Surge voltage category/degree of pollution		II / 2	II / 2
Rated insulation voltage	[V]	500	-
Rated surge voltage	[kV]	6	-
General data		PA / I	
Type of insulation material / insulation material group		VO	
Flammability rating in accordance with UL 94			
Certification data			
Note		More detailed information on the approval data can be found on our website.	

## Conductor cross-section up to 16 mm<sup>2</sup> (6 AWG)

### Panel feed-through terminal block, Screw connection with tension sleeve

UWV 16



Dimensions	[mm]
Length [L1]	39.1
Length [L2]	29.5
Height [h1]	43.1
Height [h2]	38.3



#### Ordering data

No. of pos.	Type	Item No.	Pcs./ Pkt.	Width w [mm]
1	UWV 16	3073419	50	12.1
1	UWV 16/S	3073432	50	12.1

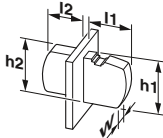


#### Technical data

Panel thickness	[mm]	1 - 6	
Connection capacity		External	Internal
Connection direction	-	-90 °	0 °
Connection method		Screw connection with tension sleeve	Screw connection with tension sleeve
rigid / flexible	[mm <sup>2</sup> ]	6 - 25 / 6 - 16	6 - 25 / 6 - 16
1 conductor solid multi-stranded	[mm <sup>2</sup> ]	-	-
Flexible with ferrules without plastic sleeve	[mm <sup>2</sup> ]	6 - 16	6 - 16
Flexible with ferrules with plastic sleeve	[mm <sup>2</sup> ]	6 - 16	6 - 16
2 conductors with same cross section solid / stranded	[mm <sup>2</sup> ]	2.5 - 10 / 2.5 - 6	2.5 - 10 / 2.5 - 6
2 conductors with the same cross section flexible with ferrule without plastic sleeve	[mm <sup>2</sup> ]	4 - 6	4 - 6
2 conductors with the same cross section flexible with ferrule and plastic sleeve	[mm <sup>2</sup> ]	-	-
2 conductors with the same cross section flexible with TWIN ferrule and plastic sleeve	[mm <sup>2</sup> ]	4 - 6	4 - 6
Stripping length	[mm]	- 16	- 16
Tightening torque clamping space	[Nm]	2.5 - 3	2.5 - 3
Electrical parameters		76 / 16	
rated current / nominal cross section	[A] / [mm <sup>2</sup> ]		
Surge voltage category/degree of pollution		III/3	III / 2
Rated insulation voltage	[V]	500	-
Rated surge voltage	[kV]	6	-
General data		PA / I	
Type of insulation material / insulation material group		VO	
Flammability rating in accordance with UL 94			
Certification data			
Note		More detailed information on the approval data can be found on our website.	

### Panel feed-through terminal block, Screw connection with tension sleeve

UWV 16-POT



Dimensions	[mm]
Length [L1]	39.1
Length [L2]	23.6
Height [h1]	43.1
Height [h2]	26



#### Ordering data

No. of pos.	Type	Item No.	Pcs./ Pkt.	Width w [mm]
1	UWV 16-POT	3073542	50	12.1
1	UWV 16-POT/S	3073555	50	12.1

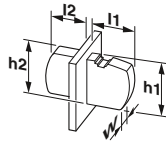


#### Technical data

Panel thickness	[mm]	1 - 6	
Connection capacity		External	Internal
Connection direction	-	-90 °	0 °
Connection method		Screw connection with tension sleeve	Cable lug connection
rigid / flexible	[mm <sup>2</sup> ]	6 - 25 / 6 - 16	- / -
1 conductor solid multi-stranded	[mm <sup>2</sup> ]	-	-
Flexible with ferrules without plastic sleeve	[mm <sup>2</sup> ]	6 - 16	-
Flexible with ferrules with plastic sleeve	[mm <sup>2</sup> ]	6 - 16	-
2 conductors with same cross section solid / stranded	[mm <sup>2</sup> ]	2.5 - 10 / 2.5 - 6	- / -
2 conductors with the same cross section flexible with ferrule without plastic sleeve	[mm <sup>2</sup> ]	4 - 6	-
2 conductors with the same cross section flexible with ferrule and plastic sleeve	[mm <sup>2</sup> ]	-	-
2 conductors with the same cross section flexible with TWIN ferrule and plastic sleeve	[mm <sup>2</sup> ]	4 - 6	-
Stripping length	[mm]	- 16	-
Tightening torque clamping space	[Nm]	2.5 - 3	-
Electrical parameters		76 / 16	
rated current / nominal cross section	[A] / [mm <sup>2</sup> ]		
Surge voltage category/degree of pollution		III/3	III / 2
Rated insulation voltage	[V]	500	-
Rated surge voltage	[kV]	6	-
General data		PA / I	
Type of insulation material / insulation material group		VO	
Flammability rating in accordance with UL 94			
Certification data			
Note		More detailed information on the approval data can be found on our website.	

Panel feed-through terminal block, Push-in spring connection

PWO 16-POT



Dimensions	[mm]
Length [L1]	39.7
Length [L2]	23.1
Height [h1]	44.4
Height [h2]	26



Ordering data

No. of pos.	Type	Item No.	Pcs./ Pkt.	Width w [mm]
1	PWO 16-POT	1705653	50	12
1	PWO 16-POT/S	1705654	50	12

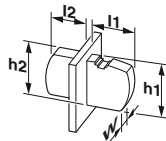


Technical data

Panel thickness	[mm]	1 - 6	
Connection capacity		External	Internal
Connection direction	-	45°	0°
Connection method		Push-in spring connection	Cable lug connection
rigid / flexible	[mm <sup>2</sup> ]	1.5 - 16 / 1.5 - 16	- / -
1 conductor solid multi-stranded	[mm <sup>2</sup> ]	-	-
Flexible with ferrules without plastic sleeve	[mm <sup>2</sup> ]	1.5 - 16	-
Flexible with ferrules with plastic sleeve	[mm <sup>2</sup> ]	1.5 - 16	-
2 conductors with same cross section solid / stranded	[mm <sup>2</sup> ]	- / -	- / -
2 conductors with the same cross section flexible with ferrule without plastic sleeve	[mm <sup>2</sup> ]	-	-
2 conductors with the same cross section flexible with ferrule and plastic sleeve	[mm <sup>2</sup> ]	-	-
2 conductors with the same cross section flexible with TWIN ferrule and plastic sleeve	[mm <sup>2</sup> ]	1.5 - 4	-
Stripping length	[mm]	- 18	-
Tightening torque clamping space	[Nm]	-	-
Electrical parameters		76 / 16	
rated current / nominal cross section	[A] / [mm <sup>2</sup> ]		
Surge voltage category/degree of pollution		III/3	III / 2
Rated insulation voltage	[V]	1000	1000
Rated surge voltage	[kV]	8	8
General data		PA / I	
Type of insulation material / insulation material group		VO	
Flammability rating in accordance with UL 94			
Certification data			
Note		More detailed information on the approval data can be found on our website.	

Panel feed-through terminal block, Push-in spring connection

PWO 16 - UW



Dimensions	[mm]
Length [L1]	39.7
Length [L2]	29.5
Height [h1]	44.4
Height [h2]	38.3



Ordering data

No. of pos.	Type	Item No.	Pcs./ Pkt.	Width w [mm]
1	PWO 16-UW	1844387	50	12
1	PWO 16-UW/S	1844390	50	12



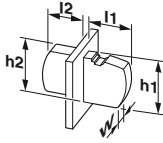
Technical data

Panel thickness	[mm]	1 - 6	
Connection capacity		External	Internal
Connection direction	-	45°	0°
Connection method		Push-in spring connection	Screw connection with tension sleeve
rigid / flexible	[mm <sup>2</sup> ]	1.5 - 16 / 1.5 - 16	6 - 16 / 6 - 16
1 conductor solid multi-stranded	[mm <sup>2</sup> ]	1.5 - 16	6 - 25
Flexible with ferrules without plastic sleeve	[mm <sup>2</sup> ]	1.5 - 16	6 - 16
Flexible with ferrules with plastic sleeve	[mm <sup>2</sup> ]	1.5 - 16	6 - 16
2 conductors with same cross section solid / stranded	[mm <sup>2</sup> ]	- / -	- / -
2 conductors with the same cross section flexible with ferrule without plastic sleeve	[mm <sup>2</sup> ]	-	-
2 conductors with the same cross section flexible with ferrule and plastic sleeve	[mm <sup>2</sup> ]	-	-
2 conductors with the same cross section flexible with TWIN ferrule and plastic sleeve	[mm <sup>2</sup> ]	1.5 - 4	4 - 6
Stripping length	[mm]	- 18	- 16
Tightening torque clamping space	[Nm]	-	2 - 2.3
Electrical parameters		76 / 16	
rated current / nominal cross section	[A] / [mm <sup>2</sup> ]		
Surge voltage category/degree of pollution		III/3	III / 2
Rated insulation voltage	[V]	800	1000
Rated surge voltage	[kV]	8	8
General data		PA / I	
Type of insulation material / insulation material group		VO	
Flammability rating in accordance with UL 94			
Certification data			
Note		More detailed information on the approval data can be found on our website.	

# Conductor cross-section up to 16 mm<sup>2</sup> (6 AWG)

## Panel feed-through terminal block, Push-lock connection

PLW 16



Dimensions	[mm]
Length [l1]	25.7
Length [l2]	20.27
Height [h1]	43
Height [h2]	42.8



### Ordering data

No. of pos.	Type	Item No.	Pcs./ Pkt.	Width w [mm]
3	PLW 16-6/ 3-10	1821067	15	54.4
4	PLW 16-6/ 4-10	1821070	15	64.4
5	PLW 16-6/ 5-10	1821083	15	74.4



BOX



10 mm



0°



1000 V

IEC



41 A

IEC



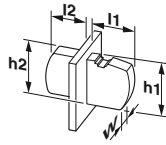
16 mm<sup>2</sup>

### Technical data

Panel thickness	[mm]	19.26 -	
Connection capacity		External	Internal
Connection direction	-	0°	35°
Connection method		Push-lock connection	Push-in spring connection
rigid / flexible	[mm <sup>2</sup> ]	2.5 - 10 / 2.5 - 25	- / -
1 conductor solid multi-stranded	[mm <sup>2</sup> ]	2.5 - 16	-
Flexible with ferrules without plastic sleeve	[mm <sup>2</sup> ]	2.5 - 16	1.5 - 6
Flexible with ferrules with plastic sleeve	[mm <sup>2</sup> ]	2.5 - 16	1.5 - 6
2 conductors with same cross section solid / stranded	[mm <sup>2</sup> ]	- / -	- / -
2 conductors with the same cross section flexible with ferrule without plastic sleeve	[mm <sup>2</sup> ]	-	-
2 conductors with the same cross section flexible with ferrule and plastic sleeve	[mm <sup>2</sup> ]	-	-
2 conductors with the same cross section flexible with TWIN ferrule and plastic sleeve	[mm <sup>2</sup> ]	-	-
Stripping length	[mm]	- 18	- 15
Tightening torque clamping space	[Nm]	-	-
Electrical parameters			
rated current / nominal cross section	[A] / [mm <sup>2</sup> ]	41 / 16	
Surge voltage category/degree of pollution		III / 3	III / 2
Rated insulation voltage	[V]	1000	1000
Rated surge voltage	[kV]	8	8
General data			
Type of insulation material / insulation material group		PA / I	
Flammability rating in accordance with UL 94		V0	
Certification data			
Note		More detailed information on the approval data can be found on our website.	

Panel feed-through terminal block, Screw connection with tension sleeve

UW 25



Dimensions	[mm]
Length [L1]	42.3
Length [L2]	33.3
Height [h1]	48.5
Height [h2]	45



Ordering data

No. of pos.	Type	Item No.	Pcs./ Pkt.	Width w [mm]
1	UW 25	3073364	25	15.1
1	UW 25/S	3073377	25	15.1

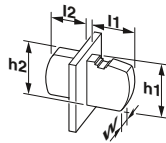


Technical data

Panel thickness	[mm]	1 - 6	
Connection capacity		External	Internal
Connection direction	-	0°	0°
Connection method		Screw connection with tension sleeve	Screw connection with tension sleeve
rigid / flexible	[mm <sup>2</sup> ]	6 - 35 / 10 - 25	6 - 35 / 10 - 25
1 conductor solid multi-stranded	[mm <sup>2</sup> ]	-	-
Flexible with ferrules without plastic sleeve	[mm <sup>2</sup> ]	4 - 25	4 - 25
Flexible with ferrules with plastic sleeve	[mm <sup>2</sup> ]	4 - 25	4 - 25
2 conductors with same cross section solid / stranded	[mm <sup>2</sup> ]	2.5 - 10 / 4 - 10	2.5 - 10 / 4 - 10
2 conductors with the same cross section flexible with ferrule without plastic sleeve	[mm <sup>2</sup> ]	2.5 - 10	2.5 - 10
2 conductors with the same cross section flexible with ferrule and plastic sleeve	[mm <sup>2</sup> ]	-	-
2 conductors with the same cross section flexible with TWIN ferrule and plastic sleeve	[mm <sup>2</sup> ]	2.5 - 10	2.5 - 10
Stripping length	[mm]	- 19	- 19
Tightening torque clamping space	[Nm]	4 - 4.5	4 - 4.5
Electrical parameters			
rated current / nominal cross section	[A] / [mm <sup>2</sup> ]	101 / 25	
Surge voltage category/degree of pollution		III/3	III / 2
Rated insulation voltage	[V]	630	-
Rated surge voltage	[kV]	6	-
General data			
Type of insulation material / insulation material group		PA / I	
Flammability rating in accordance with UL 94		V0	
Certification data			
Note		More detailed information on the approval data can be found on our website.	

Panel feed-through terminal block, Screw connection with tension sleeve

UW 25-POT



Dimensions	[mm]
Length [L1]	42.3
Length [L2]	28.7
Height [h1]	48.5
Height [h2]	30



Ordering data

No. of pos.	Type	Item No.	Pcs./ Pkt.	Width w [mm]
1	UW 25-POT	3073500	25	15.1
1	UW 25-POT/S	3073513	25	15.1



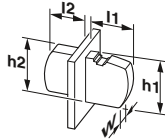
Technical data

Panel thickness	[mm]	1 - 6	
Connection capacity		External	Internal
Connection direction	-	0°	0°
Connection method		Screw connection with tension sleeve	Cable lug connection
rigid / flexible	[mm <sup>2</sup> ]	6 - 35 / 10 - 25	- / -
1 conductor solid multi-stranded	[mm <sup>2</sup> ]	-	-
Flexible with ferrules without plastic sleeve	[mm <sup>2</sup> ]	4 - 25	-
Flexible with ferrules with plastic sleeve	[mm <sup>2</sup> ]	4 - 25	-
2 conductors with same cross section solid / stranded	[mm <sup>2</sup> ]	2.5 - 10 / 4 - 10	- / -
2 conductors with the same cross section flexible with ferrule without plastic sleeve	[mm <sup>2</sup> ]	2.5 - 10	-
2 conductors with the same cross section flexible with ferrule and plastic sleeve	[mm <sup>2</sup> ]	-	-
2 conductors with the same cross section flexible with TWIN ferrule and plastic sleeve	[mm <sup>2</sup> ]	2.5 - 10	-
Stripping length	[mm]	- 19	-
Tightening torque clamping space	[Nm]	4 - 4.5	-
Electrical parameters			
rated current / nominal cross section	[A] / [mm <sup>2</sup> ]	101 / 25	
Surge voltage category/degree of pollution		III/3	III / 2
Rated insulation voltage	[V]	630	-
Rated surge voltage	[kV]	6	-
General data			
Type of insulation material / insulation material group		PA / I	
Flammability rating in accordance with UL 94		V0	
Certification data			
Note		More detailed information on the approval data can be found on our website.	

## Conductor cross-section up to 35 mm<sup>2</sup> (2 AWG)

### Panel feed-through terminal block, Screw connection with tension sleeve

UWV 25



Dimensions	[mm]
Length [L1]	45.5
Length [L2]	33.3
Height [h1]	54.8
Height [h2]	45

UL US

#### Ordering data

No. of pos.	Type	Item No.	Pcs./ Pkt.	Width w [mm]
1	UWV 25	3073445	25	15.1
1	UWV 25/S	3073458	25	15.1

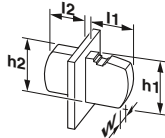


#### Technical data

Panel thickness	[mm]	1 - 6	
Connection capacity		External	Internal
Connection direction	-	-90 °	0 °
Connection method		Screw connection with tension sleeve	Screw connection with tension sleeve
rigid / flexible	[mm <sup>2</sup> ]	6 - 35 / 10 - 25	6 - 35 / 10 - 25
1 conductor solid multi-stranded	[mm <sup>2</sup> ]	-	-
Flexible with ferrules without plastic sleeve	[mm <sup>2</sup> ]	4 - 25	4 - 25
Flexible with ferrules with plastic sleeve	[mm <sup>2</sup> ]	4 - 25	4 - 25
2 conductors with same cross section solid / stranded	[mm <sup>2</sup> ]	2.5 - 10 / 4 - 10	2.5 - 10 / 4 - 10
2 conductors with the same cross section flexible with ferrule without plastic sleeve	[mm <sup>2</sup> ]	2.5 - 10	2.5 - 10
2 conductors with the same cross section flexible with ferrule and plastic sleeve	[mm <sup>2</sup> ]	-	-
2 conductors with the same cross section flexible with TWIN ferrule and plastic sleeve	[mm <sup>2</sup> ]	2.5 - 10	2.5 - 10
Stripping length	[mm]	- 19	- 19
Tightening torque clamping space	[Nm]	4 - 4.5	4 - 4.5
Electrical parameters			
rated current / nominal cross section	[A] / [mm <sup>2</sup> ]	101 / 25	
Surge voltage category/degree of pollution		III/3	III / 2
Rated insulation voltage	[V]	630	-
Rated surge voltage	[kV]	6	-
General data			
Type of insulation material / insulation material group		PA / I	
Flammability rating in accordance with UL 94		V0	
Certification data			
Note		More detailed information on the approval data can be found on our website.	

### Panel feed-through terminal block, Screw connection with tension sleeve

UWV 25-POT



Dimensions	[mm]
Length [L1]	45.5
Length [L2]	28.6
Height [h1]	54.8
Height [h2]	30

UL US

#### Ordering data

No. of pos.	Type	Item No.	Pcs./ Pkt.	Width w [mm]
1	UWV 25-POT	3073568	25	15.1
1	UWV 25-POT/S	3073571	25	15

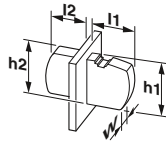


#### Technical data

Panel thickness	[mm]	1 - 6	
Connection capacity		External	Internal
Connection direction	-	-90 °	0 °
Connection method		Screw connection with tension sleeve	Cable lug connection
rigid / flexible	[mm <sup>2</sup> ]	6 - 35 / 10 - 25	- / -
1 conductor solid multi-stranded	[mm <sup>2</sup> ]	-	-
Flexible with ferrules without plastic sleeve	[mm <sup>2</sup> ]	4 - 25	-
Flexible with ferrules with plastic sleeve	[mm <sup>2</sup> ]	4 - 25	-
2 conductors with same cross section solid / stranded	[mm <sup>2</sup> ]	2.5 - 10 / 4 - 10	- / -
2 conductors with the same cross section flexible with ferrule without plastic sleeve	[mm <sup>2</sup> ]	2.5 - 10	-
2 conductors with the same cross section flexible with ferrule and plastic sleeve	[mm <sup>2</sup> ]	-	-
2 conductors with the same cross section flexible with TWIN ferrule and plastic sleeve	[mm <sup>2</sup> ]	2.5 - 10	-
Stripping length	[mm]	- 19	-
Tightening torque clamping space	[Nm]	4 - 4.5	-
Electrical parameters			
rated current / nominal cross section	[A] / [mm <sup>2</sup> ]	101 / 25	
Surge voltage category/degree of pollution		III/3	III / 2
Rated insulation voltage	[V]	630	-
Rated surge voltage	[kV]	6	-
General data			
Type of insulation material / insulation material group		PA / I	
Flammability rating in accordance with UL 94		V0	
Certification data			
Note		More detailed information on the approval data can be found on our website.	

Panel feed-through terminal block, Screw connection with tension sleeve

UW 50



Dimensions	[mm]
Length [L1]	35
Length [L2]	45.3
Height [h1]	54
Height [h2]	54



Ordering data

No. of pos.	Type	Item No.	Pcs./ Pkt.	Width w [mm]
1	UW 50/S	1713709	20	18.8

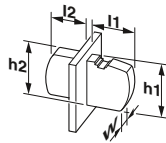


Technical data

		1 - 4	
		External	Internal
Panel thickness	[mm]	1 - 4	
Connection capacity		External	Internal
Connection direction	-	0°	0°
Connection method		Screw connection with tension sleeve	Screw connection with tension sleeve
rigid / flexible	[mm <sup>2</sup> ]	- / 16 - 50	- / 16 - 50
1 conductor solid multi-stranded	[mm <sup>2</sup> ]	16 - 50	16 - 50
Flexible with ferrules without plastic sleeve	[mm <sup>2</sup> ]	10 - 50	10 - 50
Flexible with ferrules with plastic sleeve	[mm <sup>2</sup> ]	10 - 50	10 - 50
2 conductors with same cross section solid / stranded	[mm <sup>2</sup> ]	6 - 16 / 10 - 16	6 - 16 / 10 - 16
2 conductors with the same cross section flexible with ferrule without plastic sleeve	[mm <sup>2</sup> ]	6 - 16	6 - 16
2 conductors with the same cross section flexible with ferrule and plastic sleeve	[mm <sup>2</sup> ]	-	-
2 conductors with the same cross section flexible with TWIN ferrule and plastic sleeve	[mm <sup>2</sup> ]	6 - 10	6 - 10
Stripping length	[mm]	- 24	- 24
Tightening torque clamping space	[Nm]	6 - 8	6 - 8
Electrical parameters			
rated current / nominal cross section	[A] / [mm <sup>2</sup> ]	150 / 50	
Surge voltage category/degree of pollution		III/3	III / 2
Rated insulation voltage	[V]	800	1000
Rated surge voltage	[kV]	8	8
General data			
Type of insulation material / insulation material group		PA / I	
Flammability rating in accordance with UL 94		V0	
Certification data			
Note		More detailed information on the approval data can be found on our website.	

Panel feed-through terminal block, Screw connection with tension sleeve

UWV 50



Dimensions	[mm]
Length [L1]	35
Length [L2]	55
Height [h1]	54
Height [h2]	56



Ordering data

No. of pos.	Type	Item No.	Pcs./ Pkt.	Width w [mm]
1	UWV 50/S	1713711	20	18.8



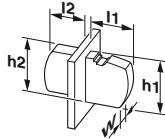
Technical data

		1 - 4	
		External	Internal
Panel thickness	[mm]	1 - 4	
Connection capacity		External	Internal
Connection direction	-	-90°	0°
Connection method		Screw connection with tension sleeve	Screw connection with tension sleeve
rigid / flexible	[mm <sup>2</sup> ]	- / 16 - 50	- / 16 - 50
1 conductor solid multi-stranded	[mm <sup>2</sup> ]	16 - 50	16 - 50
Flexible with ferrules without plastic sleeve	[mm <sup>2</sup> ]	10 - 50	10 - 50
Flexible with ferrules with plastic sleeve	[mm <sup>2</sup> ]	10 - 50	10 - 50
2 conductors with same cross section solid / stranded	[mm <sup>2</sup> ]	6 - 16 / 10 - 16	6 - 16 / 10 - 16
2 conductors with the same cross section flexible with ferrule without plastic sleeve	[mm <sup>2</sup> ]	6 - 16	6 - 16
2 conductors with the same cross section flexible with ferrule and plastic sleeve	[mm <sup>2</sup> ]	-	-
2 conductors with the same cross section flexible with TWIN ferrule and plastic sleeve	[mm <sup>2</sup> ]	6 - 10	6 - 10
Stripping length	[mm]	- 24	- 24
Tightening torque clamping space	[Nm]	6 - 8	6 - 8
Electrical parameters			
rated current / nominal cross section	[A] / [mm <sup>2</sup> ]	150 / 50	
Surge voltage category/degree of pollution		III/3	III / 2
Rated insulation voltage	[V]	800	1000
Rated surge voltage	[kV]	8	8
General data			
Type of insulation material / insulation material group		PA / I	
Flammability rating in accordance with UL 94		V0	
Certification data			
Note		More detailed information on the approval data can be found on our website.	

## Conductor cross-section up to 50 mm<sup>2</sup> (1/0 AWG)

### Panel feed-through terminal block, Screw connection with tension sleeve

UW 50-POT



Dimensions	[mm]
Length [L1]	30
Length [L2]	45.3
Height [h1]	32
Height [h2]	54



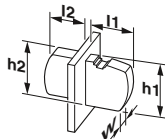
#### Ordering data

No. of pos.	Type	Item No.	Pcs./ Pkt.	Width w [mm]
1	UW 50-POT/S	1713843	25	18.8

Technical data			
Panel thickness	[mm]	1 - 4	
Connection capacity		External	Internal
Connection direction	-	0°	0°
Connection method		Screw connection with tension sleeve	Cable lug connection
rigid / flexible	[mm <sup>2</sup> ]	- / 16 - 50	- / -
1 conductor solid multi-stranded	[mm <sup>2</sup> ]	16 - 50	-
Flexible with ferrules without plastic sleeve	[mm <sup>2</sup> ]	10 - 50	-
Flexible with ferrules with plastic sleeve	[mm <sup>2</sup> ]	10 - 50	-
2 conductors with same cross section solid / stranded	[mm <sup>2</sup> ]	6 - 16 / 10 - 16	- / -
2 conductors with the same cross section flexible with ferrule without plastic sleeve	[mm <sup>2</sup> ]	6 - 16	-
2 conductors with the same cross section flexible with ferrule and plastic sleeve	[mm <sup>2</sup> ]	-	-
2 conductors with the same cross section flexible with TWIN ferrule and plastic sleeve	[mm <sup>2</sup> ]	6 - 10	-
Stripping length	[mm]	- 24	-
Tightening torque clamping space	[Nm]	6 - 8	-
Electrical parameters			
rated current / nominal cross section	[A] / [mm <sup>2</sup> ]	150 / 50	
Surge voltage category/degree of pollution		III / 3	III / 2
Rated insulation voltage	[V]	800	1000
Rated surge voltage	[kV]	8	6
General data			
Type of insulation material / insulation material group		PA / I	
Flammability rating in accordance with UL 94		V0	
Certification data			
Note		More detailed information on the approval data can be found on our website.	

### Panel feed-through terminal block, Screw connection with tension sleeve

UWV 50-POT



Dimensions	[mm]
Length [L1]	30
Length [L2]	45.3
Height [h1]	32
Height [h2]	54



#### Ordering data

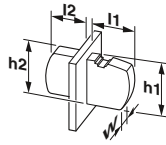
No. of pos.	Type	Item No.	Pcs./ Pkt.	Width w [mm]
1	UWV 50-POT/S	1713845	20	18.8

Technical data			
Panel thickness	[mm]	1 - 4	
Connection capacity		External	Internal
Connection direction	-	-90°	0°
Connection method		Screw connection with tension sleeve	Cable lug connection
rigid / flexible	[mm <sup>2</sup> ]	- / 16 - 50	- / -
1 conductor solid multi-stranded	[mm <sup>2</sup> ]	16 - 50	-
Flexible with ferrules without plastic sleeve	[mm <sup>2</sup> ]	10 - 50	-
Flexible with ferrules with plastic sleeve	[mm <sup>2</sup> ]	10 - 50	-
2 conductors with same cross section solid / stranded	[mm <sup>2</sup> ]	6 - 16 / 10 - 16	- / -
2 conductors with the same cross section flexible with ferrule without plastic sleeve	[mm <sup>2</sup> ]	6 - 16	-
2 conductors with the same cross section flexible with ferrule and plastic sleeve	[mm <sup>2</sup> ]	-	-
2 conductors with the same cross section flexible with TWIN ferrule and plastic sleeve	[mm <sup>2</sup> ]	6 - 10	-
Stripping length	[mm]	- 24	-
Tightening torque clamping space	[Nm]	6 - 8	-
Electrical parameters			
rated current / nominal cross section	[A] / [mm <sup>2</sup> ]	150 / 50	
Surge voltage category/degree of pollution		III / 3	III / 2
Rated insulation voltage	[V]	800	1000
Rated surge voltage	[kV]	8	6
General data			
Type of insulation material / insulation material group		PA / I	
Flammability rating in accordance with UL 94		V0	
Certification data			
Note		More detailed information on the approval data can be found on our website.	



Panel feed-through terminal block, T-LOX knee lever connection

TW 50/...-CL



Dimensions	[mm]
Length [L1]	46
Length [L2]	58.1
Height [h1]	73.5
Height [h2]	58.16



Ordering data

No. of pos.	Type	Item No.	Pcs./ Pkt.	Width w [mm]
1	TW 50/ 1-CL	1708744	10	38
2	TW 50/ 2-CL	1708745	10	58
3	TW 50/ 3-CL	1708746	5	78
4	TW 50/ 4-CL	1708748	5	98
5	TW 50/ 5-CL	1708749	5	118
6	TW 50/ 6-CL	1708751	5	138



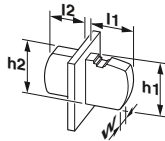
Technical data

Panel thickness	[mm]	1 - 5		
Connection capacity		External	Internal	
Connection direction	-	0°	0°	
Connection method		T-LOX knee lever connection	Cable lug connection	
rigid / flexible	[mm <sup>2</sup> ]	10 - 50 / 16 - 50	- / -	
1 conductor solid multi-stranded	[mm <sup>2</sup> ]	-	-	
Flexible with ferrules without plastic sleeve	[mm <sup>2</sup> ]	10 - 50	-	
Flexible with ferrules with plastic sleeve	[mm <sup>2</sup> ]	10 - 50	-	
2 conductors with same cross section solid / stranded	[mm <sup>2</sup> ]	- / -	- / -	
2 conductors with the same cross section flexible with ferrule without plastic sleeve	[mm <sup>2</sup> ]	-	-	
2 conductors with the same cross section flexible with ferrule and plastic sleeve	[mm <sup>2</sup> ]	-	-	
2 conductors with the same cross section flexible with TWIN ferrule and plastic sleeve	[mm <sup>2</sup> ]	6 - 16	-	
Stripping length	[mm]	-20	-	
Tightening torque clamping space	[Nm]	-	-	
Electrical parameters				
rated current / nominal cross section	[A] / [mm <sup>2</sup> ]	150 / 50		
Surge voltage category/degree of pollution		III/3	III / 2	II / 2
Rated insulation voltage	[V]	1000	1000	1000
Rated surge voltage	[kV]	8	8	6
General data				
Type of insulation material / insulation material group		PA / I		
Flammability rating in accordance with UL 94		V0		
Certification data				
Note		More detailed information on the approval data can be found on our website.		

## Conductor cross-section up to 95 mm<sup>2</sup> (3/0 AWG)

### Panel feed-through terminal block, Screw connection with tension sleeve

UW 95



Dimensions	[mm]
Length [L1]	45
Length [L2]	49.5
Height [h1]	73.9
Height [h2]	73.9



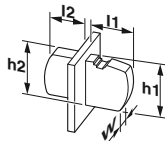
#### Ordering data

No. of pos.	Type	Item No.	Pcs./ Pkt.	Width w [mm]
1	UW 95/S	1713223	10	25

Technical data			
Panel thickness	[mm]	1 - 4	
Connection capacity		External	Internal
Connection direction	-	0°	0°
Connection method		Screw connection with tension sleeve	Screw connection with tension sleeve
rigid / flexible	[mm <sup>2</sup> ]	- / 35 - 95	- / 35 - 95
1 conductor solid multi-stranded	[mm <sup>2</sup> ]	25 - 95	25 - 95
Flexible with ferrules without plastic sleeve	[mm <sup>2</sup> ]	25 - 95	25 - 95
Flexible with ferrules with plastic sleeve	[mm <sup>2</sup> ]	25 - 95	25 - 95
2 conductors with same cross section solid / stranded	[mm <sup>2</sup> ]	- / 16 - 35	- / 16 - 35
2 conductors with the same cross section flexible with ferrule without plastic sleeve	[mm <sup>2</sup> ]	16 - 35	16 - 35
2 conductors with the same cross section flexible with ferrule and plastic sleeve	[mm <sup>2</sup> ]	-	-
2 conductors with the same cross section flexible with TWIN ferrule and plastic sleeve	[mm <sup>2</sup> ]	-	-
Stripping length	[mm]	- 27	- 27
Tightening torque clamping space	[Nm]	10 - 12	10 - 12
Electrical parameters			
rated current / nominal cross section	[A] / [mm <sup>2</sup> ]	232 / 95	
Surge voltage category/degree of pollution		III/3	III / 2
Rated insulation voltage	[V]	1000	1000
Rated surge voltage	[kV]	8	8
General data			
Type of insulation material / insulation material group		PA / I	
Flammability rating in accordance with UL 94		V0	
Certification data			
Note		More detailed information on the approval data can be found on our website.	

### Panel feed-through terminal block, Screw connection with tension sleeve

UWV 95



Dimensions	[mm]
Length [L1]	45
Length [L2]	78.7
Height [h1]	73.9
Height [h2]	79.5



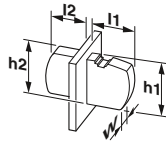
#### Ordering data

No. of pos.	Type	Item No.	Pcs./ Pkt.	Width w [mm]
1	UWV 95/S	1713226	10	25

Technical data			
Panel thickness	[mm]	1 - 5	
Connection capacity		External	Internal
Connection direction	-	-90°	0°
Connection method		Screw connection with tension sleeve	Screw connection with tension sleeve
rigid / flexible	[mm <sup>2</sup> ]	- / 35 - 95	- / 35 - 95
1 conductor solid multi-stranded	[mm <sup>2</sup> ]	25 - 95	25 - 95
Flexible with ferrules without plastic sleeve	[mm <sup>2</sup> ]	25 - 95	25 - 95
Flexible with ferrules with plastic sleeve	[mm <sup>2</sup> ]	25 - 95	25 - 95
2 conductors with same cross section solid / stranded	[mm <sup>2</sup> ]	- / 16 - 35	- / 16 - 35
2 conductors with the same cross section flexible with ferrule without plastic sleeve	[mm <sup>2</sup> ]	16 - 35	16 - 35
2 conductors with the same cross section flexible with ferrule and plastic sleeve	[mm <sup>2</sup> ]	-	-
2 conductors with the same cross section flexible with TWIN ferrule and plastic sleeve	[mm <sup>2</sup> ]	-	-
Stripping length	[mm]	- 27	- 27
Tightening torque clamping space	[Nm]	10 - 12	10 - 12
Electrical parameters			
rated current / nominal cross section	[A] / [mm <sup>2</sup> ]	232 / 95	
Surge voltage category/degree of pollution		III/3	III / 2
Rated insulation voltage	[V]	1000	1000
Rated surge voltage	[kV]	8	8
General data			
Type of insulation material / insulation material group		PA / I	
Flammability rating in accordance with UL 94		V0	
Certification data			
Note		More detailed information on the approval data can be found on our website.	

Panel feed-through terminal block, Screw connection with tension sleeve

UW 95-POT



Dimensions	[mm]
Length [L1]	49.5
Length [L2]	42
Height [h1]	47.4
Height [h2]	100.7



Ordering data

No. of pos.	Type	Item No.	Pcs./ Pkt.	Width w [mm]
1	UW 95-POT-F/S	1713243	10	25

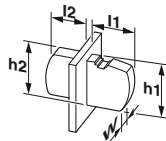


Technical data

Panel thickness	[mm]	1 - 4		
Connection capacity		External	Internal	
Connection direction	-	0°	0°	
Connection method		Screw connection with tension sleeve	Cable lug connection	
rigid / flexible	[mm <sup>2</sup> ]	- / 35 - 95	- / -	
1 conductor solid multi-stranded	[mm <sup>2</sup> ]	25 - 95	-	
Flexible with ferrules without plastic sleeve	[mm <sup>2</sup> ]	25 - 95	-	
Flexible with ferrules with plastic sleeve	[mm <sup>2</sup> ]	25 - 95	-	
2 conductors with same cross section solid / stranded	[mm <sup>2</sup> ]	- / 16 - 35	- / -	
2 conductors with the same cross section flexible with ferrule without plastic sleeve	[mm <sup>2</sup> ]	16 - 35	-	
2 conductors with the same cross section flexible with ferrule and plastic sleeve	[mm <sup>2</sup> ]	-	-	
2 conductors with the same cross section flexible with TWIN ferrule and plastic sleeve	[mm <sup>2</sup> ]	-	-	
Stripping length	[mm]	- 27	-	
Tightening torque clamping space	[Nm]	10 - 12	-	
Electrical parameters		232 / 95		
rated current / nominal cross section	[A] / [mm <sup>2</sup> ]			
Surge voltage category/degree of pollution		III/3	III / 2	II / 2
Rated insulation voltage	[V]	1000	1000	1000
Rated surge voltage	[kV]	8	8	6
General data		PA / I		
Type of insulation material / insulation material group		VO		
Flammability rating in accordance with UL 94				
Certification data				
Note		More detailed information on the approval data can be found on our website.		

Panel feed-through terminal block, T-LOX knee lever connection

TW 95/...-CL



Dimensions	[mm]
Length [L1]	52.9
Length [L2]	67.15
Height [h1]	75.75
Height [h2]	65.6



Ordering data

No. of pos.	Type	Item No.	Pcs./ Pkt.	Width w [mm]
1	TW 95/ 1-CL	1708752	10	45
2	TW 95/ 2-CL	1708753	10	71
3	TW 95/ 3-CL	1708754	5	97
4	TW 95/ 4-CL	1708755	5	123
5	TW 95/ 5-CL	1708756	5	149
6	TW 95/ 6-CL	1708757	5	175



Technical data

Panel thickness	[mm]	1 - 5		
Connection capacity		External	Internal	
Connection direction	-	0°	0°	
Connection method		T-LOX knee lever connection	Cable lug connection	
rigid / flexible	[mm <sup>2</sup> ]	- / 25 - 95	- / -	
1 conductor solid multi-stranded	[mm <sup>2</sup> ]	25 - 95	-	
Flexible with ferrules without plastic sleeve	[mm <sup>2</sup> ]	25 - 95	-	
Flexible with ferrules with plastic sleeve	[mm <sup>2</sup> ]	25 - 95	-	
2 conductors with same cross section solid / stranded	[mm <sup>2</sup> ]	- / -	- / -	
2 conductors with the same cross section flexible with ferrule without plastic sleeve	[mm <sup>2</sup> ]	-	-	
2 conductors with the same cross section flexible with ferrule and plastic sleeve	[mm <sup>2</sup> ]	-	-	
2 conductors with the same cross section flexible with TWIN ferrule and plastic sleeve	[mm <sup>2</sup> ]	-	-	
Stripping length	[mm]	- 25	-	
Tightening torque clamping space	[Nm]	-	-	
Electrical parameters		232 / 95		
rated current / nominal cross section	[A] / [mm <sup>2</sup> ]			
Surge voltage category/degree of pollution		III/3	III / 2	II / 2
Rated insulation voltage	[V]	1000	1000	1000
Rated surge voltage	[kV]	8	8	6
General data		PA / I		
Type of insulation material / insulation material group		VO		
Flammability rating in accordance with UL 94				
Certification data				
Note		More detailed information on the approval data can be found on our website.		

